

THE NATION'S LARGEST FULLY ACCREDITED SCHOOL SYSTEM  
**THE SCHOOL BOARD OF BROWARD COUNTY, FLORIDA**

**BOUNDARIES**  
**1999/2000 SCHOOL YEAR**  
**CHOICE AREAS      FEEDER PATTERNS**

LOIS WEXLER, *CHAIRPERSON*

DARLA L. CARTER, *VICE CHAIRPERSON*

CAROLE L. ANDREWS

JUDIE S. BUDNICK

PAUL D. EICHNER, ESQ.

STEPHANIE ARMA KRAFT, ESQ.

MIRIAM M. OLIPHANT

DIANA WASSERMAN

DR. ROBERT D. PARKS

DOROTHY J. ORR, ED.D.,  
*INTERIM SUPERINTENDENT OF SCHOOLS*

Kathleen C. Wright Administration Building

600 Southeast 3rd Avenue, Fort Lauderdale, FL 33301

Equal Opportunity Employer, Using Affirmative Action Guidelines

(NOTE: All boundaries are for the center of the street unless otherwise indicated)

\$5.00 - To order copies see inside cover.



**COPIES OF THIS BOUNDARY BOOK MAY BE PURCHASED FOR \$5.00**

**Send check or money order,  
payable to Broward County School Board, to:**

School Boundaries, Student Assignment, Summer  
School, Charter Schools and Year-Round School Department  
Attn.: Boundary Books  
Broward County School Board  
600 Southeast Third Avenue  
4th Floor  
Fort Lauderdale, Florida 33301



## TABLE OF CONTENTS

1999/2000 CALENDAR.....	i
IMPORTANT PHONE NUMBERS.....	ii
ADMINISTRATIVE AREAS 1999-2000.....	<del>ii(a)</del> iii
GENERAL INFORMATION.....	<del>iii</del> iv
ELEMENTARY SCHOOLS.....	1
MIDDLE SCHOOLS.....	<del>128</del> 127
HIGH SCHOOLS.....	<del>162</del> 165
CHOICE AREAS.....	<del>186</del> 189
FEEDER PATTERNS.....	<del>234</del> 237



## **BROWARD COUNTY PUBLIC SCHOOLS CALENDAR 1999-00**

August 24-27	Employee Planning (no school)	Tues.-Fri.
August 30	First Day for Students	Mon.
September 6	Holiday	Mon.
September 13	Day Off	Mon.
September 16	Early Release Day	Thurs.
September 20	Day Off	Mon.
September 28	Interim Reports	Tues.
October 15	Employee Planning (no school)	Fri.
October 21	Early Release Day	Thurs.
November 5	Employee Planning (no school)	Fri.
November 11	Holiday	Thurs.
November 16	Issue Report Cards	Tues.
November 18	Early Release Day	Thurs.
November 25-26	Holiday & Day Off	Thurs. & Fri.
December 8	Interim Reports	Wed.
December 20-31	Winter Break	Mon.-Fri.
January 17	Day Off	Mon.
January 20	Early Release Day	Thurs.
January 28	Employee Planning (no school)	Fri.
February 8	Issue Report Cards	Tues.
February 17	Early Release Day	Thurs.
February 21	Holiday	Mon.
February 28	Interim Reports	Mon.
March 16	Early Release Day	Thurs.
March 31	Employee Planning (no school)	Fri.
April 11	Issue Report Cards	Tues.
April 17-21	Spring Break	Mon.-Fri.
April 27	Early Release Day	Thurs.
May 5	Interim Reports	Fri.
May 18	Early Release Day	Thurs.
May 29	Holiday	Mon.
June 2	Employee Planning (no school)	Fri.
June 15	Last Day for Students	Thurs.
June 16	Employee Planning (no school)	Fri.
June 26	Issue Report Cards	Mon.

### **SUMMER TERM (Dates may vary-dependent upon State legislative action)**

June 19	Employee Planning	Mon.
June 20	First Day of Summer Term	Tues.
July 4	Day Off	Tues.
July 11	End 15 Day Summer Term	Tues.
August 1	End 30 Day Summer Term	Tues.
August 2	Employee Planning	Wed.



## THE BROWARD COUNTY SCHOOLS BOARD

### Important Phone Numbers

Adult, Vocational and Community Education	760-7449
Area Superintendents*	
• North Area	786-7850
• North Central Area	765-6755
• Central Area	712-1500
• South Area	680-5430
Early Childhood	768-8950
Exceptional Student Education	<del>767-8536</del> 768-8964
Multi-Cultural Education	765-6680✓
Pupil Placement	765-6285
Safety Department	<del>765-6300</del> 765-8864
School Curriculum	<del>768-8924</del> 928 0267 0269
Student Transportation	
• North	960-2700✓
• Northwest	917-7112
• Central	<del>928-0267</del> 928-0267
• Central West	474-8260
• South	985-5290

- \* The administrative areas for the schools are shown on the index pages at the beginning of the sections for elementary, middle and high schools. For other phone numbers, consult the white pages of the phone book under "Schools-Public", call 765-6000 or check the district web page at <browardschools.com>.

### ITEMS NEEDED FOR REGISTRATION

1. Your child's birth-certificate
2. Two proofs of your home address (rent lease or mortgage deed and a utility bill).
3. New residents to the State of Florida will be required to show proof of a physical exam which has been performed in the past twelve months.
4. A Florida Immunization Shot Form - Students out of State must bring their immunization record to a county health department or a local doctor and have the information transferred to a Florida form.
5. A last report card and/or any tests scores will be helpful.

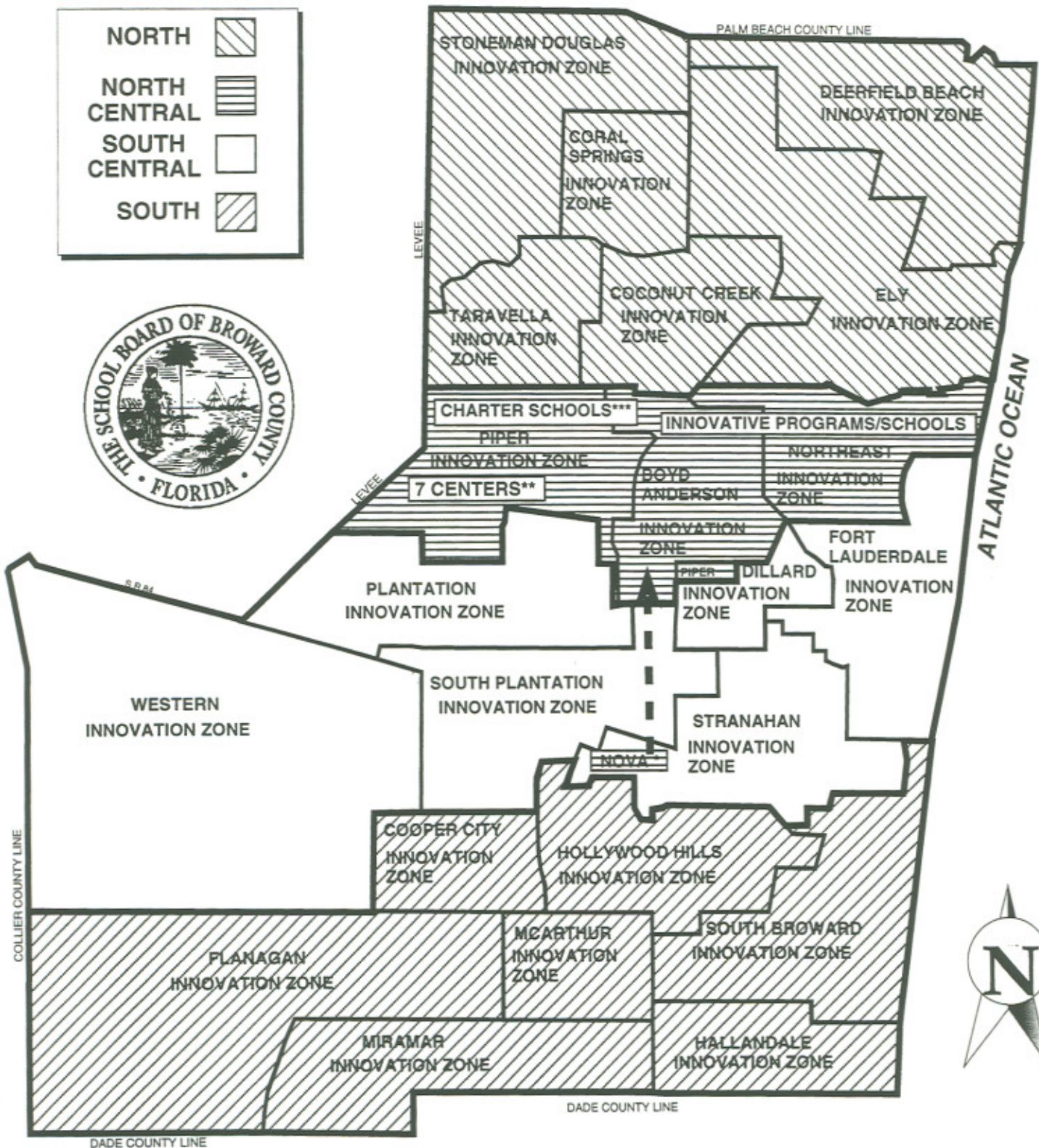


# ADMINISTRATIVE AREAS 1999/2000

JUNE 1999

## AREAS

NORTH	
NORTH CENTRAL	
SOUTH CENTRAL	
SOUTH	



DEPARTMENT OF SCHOOL BOUNDARIES, STUDENT ASSIGNMENT, SUMMER SCHOOL, CHARTER SCHOOLS, AND YEAR-ROUND SCHOOL

\* NOVA administered in the North Central Area

\*\* 7 Centers administered in North Central Area

\*\*\* Charter Schools administered in North Central Area



# GENERAL INFORMATION

# ABOUT BROWARD COUNTY SCHOOLS

## PUBLIC SCHOOL SYSTEM:

Broward County Public Schools comprise the fifth largest school district in the nation, and the second largest in Florida. The Southern Association of Colleges and Schools (SACS) has accredited every school and every center in the school district - making Broward's public schools the largest fully accredited school district in the United States. Each school or center meets more than 70 rigorous standards set by SACS.

## SCHOOL BOARD'S MISSION AND BELIEFS:

### MISSION

The School Board of Broward County, Florida, is committed to a philosophy of respect and high expectations for all students (pre kindergarten through adult), teachers, and staff; and, with community participation and partnerships, they will provide the process and support which will give the diverse, multi-cultural student population equal access to a quality education.

### BELIEFS

- All students can learn *but they learn at different rates and with different preferential styles*
- All students should be taught how to learn
- We must prepare all students for acknowledge-based, technologically rich, and culturally diverse 21st Century
- A Safe and secure environment is a requisite for teaching and learning
- Learning should take place at home, in school, and in the community
- Student achievement is enhanced through partnerships
- All individuals should be treated with respect and dignity
- Schools should reflect participatory management
- Schools should be accountable for improving student achievement

- Staff should be provided with professional development and training
- All decisions should be based on student needs and what is best for students

## DEMOGRAPHICS

- 210 schools: <sup>127</sup> elementary; <sup>33</sup> middle; 24 high; 10 centers; 9 Charter schools; 7 adult & technical centers
- ✓ • Over <sup>240</sup> 230,000 Pre-K - 12 students
- ✓ • 248,000 adult students
- ✓ • Serving a Broward County population of 1,431,048
- ✓ • 5th largest district in nation; largest fully accredited

## ORGANIZATION

- School Board is an independent governing body with its own taxing power, using a millage rate established annually by the Legislature
- District has a nine member Board with members elected for staggered terms of four years. Seven members are elected from single member districts and two are elected at large.
- Central offices are in downtown Fort Lauderdale
- District is a member of the Council of Great City Schools

## ACCOUNTABILITY/PARTNERSHIP

- Focus 2000 is Broward Schools collaborative initiative for school improvement and accountability
- National Coalition for Essential Schools is in 70 schools



- School-based management gives principals/schools responsibility to craft their own budgets and learning strategies

- Outreach services to more than 17,623 Limited English Proficient students from 166 countries, speaking 51 different languages; approximately 700 foreign born students enroll monthly

- All schools are currently using joint labor/management shared decision-making process

- 24,087 volunteers contributed 888,678 hours of service in 1998-99

- **Parent Partnership include:**

- PTAs, PTOs, District Area and School Advisory Councils, and School Improvement Teams, work on school-based and district-wide issues

- Parents routinely serve on ad hoc task forces and committees considering important issues

- **Community Partnerships include:**

- The Purple Ribbon Campaign To Prevent Violence and Crime

- The Broward Education Foundation

- Children's Campaign with Child Care Connection and Broward County to get funding for preschool education

- **Business Partnerships include:**

- Partners in Excellence Program has 35 partnerships with 190 schools and 18 district partnerships 200 20

- Academy of Tourism and Travel; Academy of Finance

- In-School Student Chamber of Commerce program

- Toyota Families for Learning Program helps families learn and progress together

- **Educational Partnerships include:**

Teacher Education Alliance, a unique program with BCC and FAU that trains Broward students to become Broward teachers

## INSTRUCTION

- 41 magnet programs offer students concentrations in specific areas such as science, drama, medical arts

- TECH PREP offers coordinated sequence of academic and technical course leading to a two-year certificate or Associate of Science degree

- More than 145,000 full and part time students enrolled in Vocational and Technology Education programs in middle schools, high schools and centers

- More than 32,000 students benefit from programs and services in Exceptional Student Education, including thousands of pre-school handicapped children

- Family Resources Centers at selected sites work with the whole family offering a range and continuum of services

- Computer-assisted integrated learning at all grade levels

- School library media centers serve 38,000 students weekly; circulate more than 130,000 books and 18,000 audio visual items each week

- Multi-cultural infusion curriculum promotes understanding and sensitivity for different ethnicities and minorities

- More than 17,623 Limited English Proficient students from 114 countries speaking 53 different languages, 500 foreign born students enroll monthly 700

- Instructional Television Center offers more than 200 curriculum-related services; link in the state satellite teleconferencing network

- Unique seven-period opportunities offered in high schools



- Student Enrichment Trust Fund provides cultural enhancement for 122,000 students
- Special programs serve over 48,000 students including those in Dropout Prevention, Migrant Education, Chapter 1, etc.
- Offer state-of-art music education; high-tech musical instruments and electronic equipment available
- An enhanced Middle School Program redirects and focuses resources, curriculum, guidance and extracurricular activities for middle school students

## BUSINESS/OPERATIONS

- County's largest business; an annual operating budget of over 1.3 billion dollars; a nine year (1987-88 to 1995-96) capital expenditure of more than two billion dollars
- **Capital Improvement program has:**
  - built 36 new schools
  - replaced 19 older schools
  - upgraded, renovated, remodeled and/or expanded 124 existing schools
  - upgraded/improved media centers, science labs, auditoriums
  - provided computer networks
- Some 180,000 meals served daily
- 1087 buses transport 75,000 students over 98,000 miles per day

## PERSONNEL

- 23,000 full and part-time employees; instructional staff of 12,000
- One of the highest starting salaries for teachers; average teacher salaries are above state average
- More than half the teachers have advanced degrees
- Aggressively recruit minority employees; named one of top 100 minority employers

- Training programs for teachers--beginning and experienced; training opportunities and programs for staff--all levels; multicultural sensitivity training

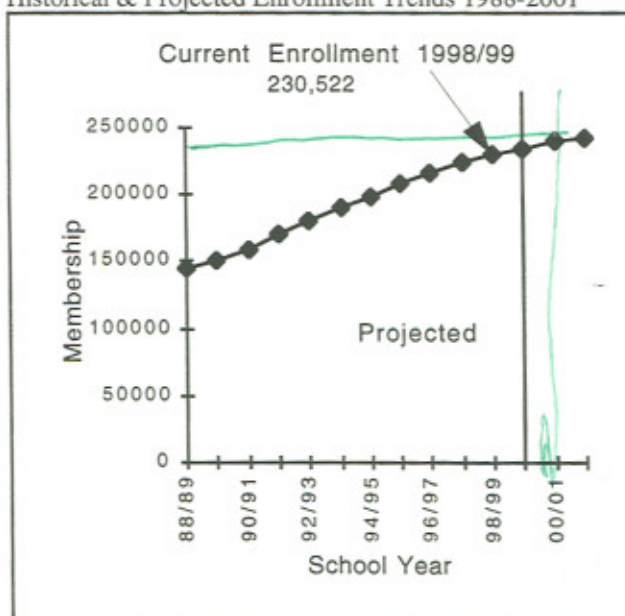
## PUBLIC SCHOOL ENROLLMENT

The table below lists the Broward County total public school enrollment for the 1993/94 year through the 1998/99 school year. Over this period, total enrollment increased by 40,922 students. Elementary grades Kindergarten through 5th grade accounted for 40% of the growth; secondary schools accounted for 60%.

The figure that follows is the historical growth in total public school membership, 1988-1998, and the projected membership through the year 2001. Growth will continue in the elementary grades over the next five years, but at a smaller increase per year. Middle school growth is also projected to increase as the baby boomlet ages. A larger annual gain in the number of high school students is also anticipated.

School Year	Elementary	Middle	High	Cntrs	Total
1993/94	99,797	41,463	45,531	2809	189,600
1994/95	103,654	44,409	47,168	3459	198,690
1995/96	107,360	46,838	49,191	3956	207,345
1996/97	110,280	49,829	52,742	4367	217,218
1997/98	111,961	51,610	55,159	4903	223,633
1998/99	114,534	53,578	57,507	4933	230,552

Historical & Projected Enrollment Trends 1988-2001





## EXCEPTIONAL STUDENT EDUCATION

The Exceptional Student Education program provides comprehensive programs for all students with disabilities and gifted students. Exceptional Student programs include services to students certified as Educable Mentally Handicapped, Trainable Mentally Handicapped, Profoundly Mentally Handicapped, Specific Learning Disabled, Emotionally Handicapped, Speech and Language Impaired, Autistic, Deaf, Hard of Hearing, Partially sighted, Blind, Physically Handicapped, Hospital, Homebound, and Gifted. Ranked among the most comprehensive and progressive in the United States, approximately 27,000 students benefit from these programs

The following initiatives are being implemented in Exceptional Student Education programs:

- The Exceptional Student Education (ESE) staff, ESE Advisory and the Family Network on Disabilities jointly publish a calendar with activities and topics of interest for families with exceptional students. The calendar is mailed to all ESE parents.
- Special education and related services are now provided to all disabled three and four year old children.
- Family counselors, mental health therapists, and psychiatrists provide mental health services to students who have emotional handicaps.
- A program for identifying and serving gifted students from under-represented groups is being implemented and has resulted in improved representation.
- Increasing numbers of medically complex students are being served in public schools with appropriate support services.
- Programs options for autistic students have been expanded and incorporate nationally known instructional models.

## VOCATIONAL, ADULT AND COMMUNITY EDUCATION

Vocational technology education programs cover virtually every career field in Agribusiness and National Resources Education, Business Technology-Education, Health Science

Education, Family and Consumer Sciences, Industrial Education, Marketing and Diversified Education, Public Service Education and Technology Education. These programs, using state-of-the-art equipment, are on the cutting edge, constantly evolving to keep pace with changes in technology. Students who complete Broward's programs enter the workforce with the most up-to-date skills needed to succeed in today's competitive environment.

Over 60 different occupational programs are taught by highly trained instructors providing training for careers that include nursery worker, bookkeeper, nursing assistant, child care aide, bank teller, travel agent, engineer, auto body technician and corrections officer.

Other courses provide updated technical skills to meet industry standards and request. Some examples are Master Cam and Smart Cam software for improved precision machine training Computer Aided Design (CAD) courses, Child Care Services Program, Coder Specialist Program and Instrumental technician for Health Science and a skills lab located at Sheridan Vocational Technical Center.

Special programs include the Academy of Finance and the Academy of Travel and Tourism, partnerships between the district, the National Academy Foundation and local business, which offer a rigorous two-year multidisciplinary programs that prepare the students for a career in either finance or travel and tourism; and the Academy of Applied Technology, implemented at Sheridan this year, developed to incorporate both advanced academic and vocational studies into an integrative secondary program.

Many of the vocational programs provide a coordinated sequenced program of academic and technical courses that starts in the ninth grade and leads to the completion of a two-year certificate of Associate of Science Degree program called TECH PREP.

Broward County has received national recognition for numerous innovative programs, such as Ford Automotive Student Services Training Program, the Centers for Electronic Emphasis, an apprenticeship program and Auto Body Technical (ATT) which leads to an Associate of Arts Degree.

Adult Education covers instruction in basic skills (literacy, English as a second language, high school completion, and GED preparation).



Community Education provides instruction and services which address unique community needs.

Special Adult and Community Education programs and services are designed to address the unique needs of handicapped adults, minorities, the homeless, Project Independence clients, eligible legalized aliens, parents, inmates in correctional facilities, the elderly and senior learners. Extensive cooperative agreements and partnerships with community-based organizations, business, industry, churches, and governmental agencies exist to insure educational and support services.

More than 145,000 full and part-time students are enrolled in vocational education courses in 30 middle schools, 22 high schools and three full-time centers; Atlantic Vocational Center, William T. McFatter Vocational Technical Center, and Sheridan Vocational Technical Centers. Courses are also offered at 25 community schools and numerous off sites throughout the county, such as hospitals, industry sites and correctional facilities.

As the largest instructional area in Broward schools more than 337,000 residents ranging from birth to the nineties are enrolled in Adult and Community Education programs utilizing 23 community schools maximizing the use of facilities between the hours of 7:00 a.m. and 11:00 p.m. Adult General Education instruction is also available through six comprehensive centers for adults (including the three vocational centers). In addition, instruction is available at off-campus locations throughout Broward County.

## **STUDENT SERVICES**

To meet the challenge of educating students in the modern day urban society, Broward has developed a comprehensive program of student services. The program includes Broward Advisors for Continuing Education, Family Counseling, Guidance and Counseling, Prevention Programs, Psychological Services and School Social Work and Attendance. The departments provide coordination curriculum and support services to school so that they may implement programs which assist students, school staff and families of the students.

Student Services plays an integral part in assessing student academic, psychological and social strengths and weaknesses, communication and learning skills, aptitudes and interests. A

comprehensive guidance curriculum helps students with career and post-secondary educational planning, with social and personal development and building self-esteem. Peer counseling and other prevention programs further assist students in achieving their goals. Through joint funding by the Broward County Commission, Student Services provides family counseling at no cost to families in various school sites throughout the district.

## **SPECIAL PROGRAMS**

The Special Programs Department coordinated programs and services that assist schools with improving the academic achievement of at-risk students. This is done through the development and implementation of various programs designed to meet the special need of students eligible for these programs: Chapter 1 Basic, Chapter 1 Migrant, Indian Education, Community Outreach and Home Instruction Program for Preschool Youngsters (HIPPY).

### **Chapter 1 Basic:**

Using federal funds that flow through state educational agencies, Chapter 1 Basic provided financial assistance to local educational agencies to meet the special academic needs of educationally deprived children in school attendance area with high concentrations of children from low income families, as well as children in selected private schools and institutions for neglected or delinquent youth.

### **Chapter 1 Migrant:**

The Migrant Education program is a federally funded compensatory program that is designed to provide for some of the unmet needs of children who are enrolled in public schools in the district. The students are children of migratory workers and fishermen.

### **Indian Education:**

The Indian Education program helps low-achieving Indian students overcome academic skill deficiencies by providing an after school tutorial programs.

### **Home Instruction Program For Preschool Youngsters (HIPPY):**

HIPPY is an educational program for disadvantaged preschool children and their parents. Through regular contract with a home



visitor, parents are provided skills needed to teach their children at home, using a variety of educational materials.

## **DROPOUT PREVENTION**

The Dropout Prevention Program is an organized system of instruction and services designed to address the educational and personal needs of identified students whose school success requires specific support and services. Traditional School sites offer programs designed to fit the needs of the specified population. Structured support and services are provided to students attending alternative schools/centers and in specified Children and Family Services, Dept. of Juvenile Justice and other private/public agencies. These programs include students who are unmotivated or disinterested, teen parents, disruptive or delinquent students and others who need programs that address substance issues.

## **MAGNET AND OPEN BOUNDARY SCHOOLS**

Magnet Schools/Programs are centered around a specialized curriculum such as communications, languages, pre-engineering, performing and visual arts, broadcast arts, or marine science. These schools are designed to attract and motivate students as they promote diversity.

Magnet Programs offer a unique course of study and open or extended boundaries. They are open to all students in the County. Transportation is usually provided for students residing more than two miles from the school. The current magnet schools/programs include:

### **HIGH SCHOOLS:**

**Architecture and Design** – Northeast High School (North of Sunrise Blvd.)

The Architecture and Design Program provides students with practical and theoretical knowledge. This unique program fills a need for students who have the potential to succeed in design careers that call for applied arts, talents and abilities.

*Aviation Science Program*

**Business and Entrepreneurship** – Northeast High School (North of Sunrise Blvd.)

The Business and Entrepreneurship Program is designed for students interested in pursuing careers or post secondary studies in the fields of business and finance. Students learn how to create and operate their own business, market products, and understand financial planning, securities, and global industries.

**Communications/Broadcast Arts** –  
Deerfield Beach High School (North of Sunrise Blvd.) Hallandale High School (South of Sunrise Blvd.)

Students enjoy the professional on-campus television and radio studios, remote cameras, video tape recording, video switching and editing equipment, and high quality computer graphics lab to complete academic and extracurricular student projects. An emphasis on writing and speaking develops students' communications skills.

### **Emerging Computer Technology –**

Dillard High School (Countywide)

This program integrates state-of-the-art equipment and interdisciplinary instructional strategies into a dynamic menu of educational opportunities. A challenging curriculum complements student's core academic requirements.

*Health and Wellness B.D.*  
**International Affairs and Business** –  
Hallandale High School (South of Sunrise Blvd.) Pompano ~~Institute~~ of International Studies (North of Sunrise)

Focusing on the acquisition of a second or third language, the prescribed International Affairs and Business curriculum offers courses in Latin, several modern foreign languages, global studies, international political systems and economics. Program features include a special computerized language laboratory, foreign student exchange and dual enrollment with local colleges and universities.

**International Baccalaureate** – Boyd Anderson School (South and Central Areas) Deerfield Beach High School (North Area)

*Miami*

The International Baccalaureate (IB) Program is an accelerated four-year liberal arts curriculum designed to meet the needs of the highly motivated and academically talented



student. Successful students of this program receive the prestigious IB diploma, held in the high esteem by universities throughout the world.

**The Latin School – Northeast High School**  
(North of Sunrise Blvd.)

The Latin School is designed for students who have a desire to excel. Curriculum options may include the Great Books program, Creative Man, 19th and 20th Century America (a social studies and English combination) and discussion of ethics including behavior, **social norms and attitudes.**

**Marine Science – South Broward High School**  
(Countywide)

Students participate in an exploratory curriculum focusing on South Florida's waterways, nautical systems, maritime business and industries, along with sea culture. The program emphasizes a broad spectrum of career and academic opportunities in ecological, environmental and marine areas.

**Medical Sciences Program – Stranahan High School** (South of Sunrise Blvd.) *blanche*  
**Ely High School** (North of Sunrise Blvd.)

This is a rigorous four-year program for selected students who plan to pursue their education in the fields of medicine, dentistry, veterinary science, pharmacology, nursing, or allied medical careers. Regular, gifted, honors, and advanced placement levels are offered in all required academic courses.

**Performing and Visual Arts – Dillard High School**  
(Countywide)

The Performing and Visual Arts Program allows students the opportunity to explore a wide range of artistic disciplines including dance, drama, visual arts, vocal and instrumental music. Students also take coursework in stagecraft and costume design. Season performances are held at the Broward Center for Performing Arts.

**Pre-Law and Public Affairs Program – Fort Lauderdale High School**  
(Countywide)

The Pre-law and Public Affairs Magnet Program is designed for students who are

interested in careers in law, criminal justice, or public affairs. Students are exposed to a broad range of law-related issues, including: due process, privacy rights, freedom of speech, freedom of the press, the death penalty, search and seizure, client/lawyer confidentiality, ethics, the justice system, and the rights and responsibilities of citizenship.

**Science/Pre-Engineering Program – Ely High School** (North of Sunrise Blvd.)  
**Stranahan High School** (South of Sunrise Blvd.)

This program is a rigorous four-year course of study for students who plan to continue their education in the fields of engineering, science and technology. Students participate in state, national and international competitions.

**Technical – McFatter High School**  
(Countywide)

The McFatter Technical High School is designed to prepare students with the competencies required for careers and further study in a wide range of current and emerging occupational fields. Technical career options include automotive, communications, computer, manufacturing and medical technology.

**MIDDLE SCHOOLS:**

*Advanced comm plant*  
**Communications/Broadcast Arts – Pompano Beach Middle School** (North of Sunrise Blvd.)  
**Attucks Middle School** (South of Sunrise Blvd.)

Students explore the areas of television and radio production, marketing, advertising, and public relations while developing writing, speaking and computer skills. Students work in a three-camera television production studio, complete audio studio, video editing suites and state-of-the-art control room.

**Environmental Science – Sawgrass Springs Middle School** (North of Sunrise Blvd.)

This program is designed to provide students with an integrated, hands-on laboratory approach to environmental science supported through technology. Students explore and evaluate the many challenges and concerns related to their environment: water supply, ecosystem restoration, wastewater reuse,



solid waste disposal, drinking water quality, aquifer contamination and restoration, and storm water runoff.

**Health and Wellness – Driftwood Middle School (South of Sunrise Blvd.)**

The Health and Wellness Program prepares students for a multitude of career opportunities including wellness management, fitness management, physical therapy, athletic training, nutrition, health and physical education, and preventive medicine. Students learn how to test, analyze and interpret data related to the health/wellness field.

**International Affairs and Business – Crystal Lake Middle School (North of Sunrise Blvd.) McNicol Middle School (South of Sunrise Blvd.)**

This program provides students with the opportunity to become proficient in a second language while becoming knowledgeable about world affairs and different cultures. Students learn about other countries around the world by studying their customs, foods, history, music and language. Introductory business classes are designed to prepare students for the world of work.

**Liberal Arts – Deerfield Beach Middle School (North Area) Lauderdale Lakes Middle School (South and Central Areas)**

The Academy of Liberal Arts provides discipline, challenging standards, skills, creativity and flexibility to aid the student's growth towards self-reliance and responsible participation in society. The Liberal Arts Program serves as excellent preparation for the demands of the high school International Baccalaureate Program.

**Marine Science – New River Middle School (Countywide)**

The Marine Science Program provides an in-depth, real world exploration of Florida's coastal habitats. The program emphasizes an appreciation of the environment, the conservation of our coastal ecosystems, and understanding of the South Florida Water management District and other Florida Agencies.

**Montessori – Sunrise Middle School (Countywide)**

The Montessori Program cultivates individualism, freedom of choice, greater problem-solving ability and social development in children. At the same time, it promotes academic achievement and peer acceptance in a non-competitive environment.

**Performing and Visual Arts – Parkway Middle School (Countywide)**

Parkway provides unique opportunities and unlimited artistic experiences for the dancer, the musician, the singer, the actor, and the artist. Language arts, mathematics, science and social studies are thoroughly integrated with intensive work in the arts. The school is a high technology facility.

**Pre-Law and Public Affairs – William E. Dandy Middle School (Countywide)**

The Pre-Law and Public Affairs Program provides students with realistic experiences and foundations needed in this field. The student learns to recognize the citizen's role in maintaining a just society based on law and is exposed to a broad range of law-related issues.

**Pre-Medical – William E. Dandy Middle School (Countywide)**

The Pre-Medical Program gives students a strong foundation in science and mathematics, coupled with creative extracurricular activities enhancing basic studies. Students explore pre-medical, dental, veterinary and allied medical careers.

**Science/Pre-Engineering – Crystal Lake Middle School (North of Sunrise Blvd.) McNicol Middle School (South of Sunrise Blvd.)**

This program is for the student who has an affinity for investigation and problem-solving. Students have the opportunity to practice the skills of observation, experimentation, inference, predication and measurement with a strong emphasis in science and mathematics.



## **ELEMENTARY SCHOOLS:**

**Communications and Languages** – Sanders Park (North Area) Thurgood Marshall (South Area and Watkins (Central Area) Elementary Schools

This program features an innovative approach to learning, as well as daily study of French, Japanese or Spanish. Emphasis on written and oral communication skills with the publication of journals and newspapers, and production of television and radio programs in a specifically designed studio.

**Co-NECT** – Markham Elementary School (Coconut Creek and Ely Innovation Zones)

Connectivity describes the Co-NECT Theme Program at Markham Elementary. Access to the Internet expands the classroom beyond the traditional walls and allows students to conduct research with experts from around the world.

**Environmental Science** – Palmview Elementary School (Coral Springs and Ely Innovation Zones)

The Environmental Science Theme Program emphasizes an understanding and appreciation of key environmental issues. Primary attention is given to those issues of most importance to South Florida's fragile ecosystems.

**Marine Environmental Science** – North Fork Elementary School (Countywide)

This program focuses on the South Florida environment. Students learn about the issues and concerns involved in protecting our natural wildlife, marine life and resources. A project-based, hands-on curriculum excites students about learning and produces better informed citizens.

**Montessori** – Virginia Shuman Young Elementary School (Countywide)

Learning takes place in a "prepared environment" that offers both structure and freedom in mixed aged group classes. Children learn in environments focusing on practical life, sensorial, language, mathematics, geography, history, science and the arts.

**Performing and Visual Arts** - Bethune (South Area) Deerfield Park (North Area) North Andrews Gardens (North/Central Area) and Walker (Central/South Area) Elementary Schools

The Performing and Visual Arts Program provides unlimited artistic experiences. In addition to the students' basic academic education, creative children are inspired to imagine, create and communicate their ideas and feelings through music, theater, art, photography, dance and the written word.

**Science, Mathematics, and Technology** – Colbert (South Area) Broward Estates (Central Area) and Charles Drew (North Area) Elementary Schools

Students have daily access to computers and other technologies, as well as modern mathematics and science laboratories. Children are encouraged to solve problems for themselves by logical thinking, sorting, recognizing patterns, and recording the results of their work.

**Science and Technology** – Country Hills Elementary (K - 3rd grade) Eagle Ridge Intermediate (4th - 6th grade) (North of Sunrise Blvd.)

Students use technology as an integral part of the instructional program. A focus on scientific investigations helps students to understand problem-solving strategies and discovery learning.

**Nova Center for Applied Research & Professional Development:**

The nationally recognized Nova Center is comprised of – Nova Eisenhower Elementary, Nova Blanche Forman Elementary, Nova Middle, and Nova High School – form one complex focused on research and professional development. Students throughout the county may apply for admissions to these schools. Parents should contact 765-6375 for information.

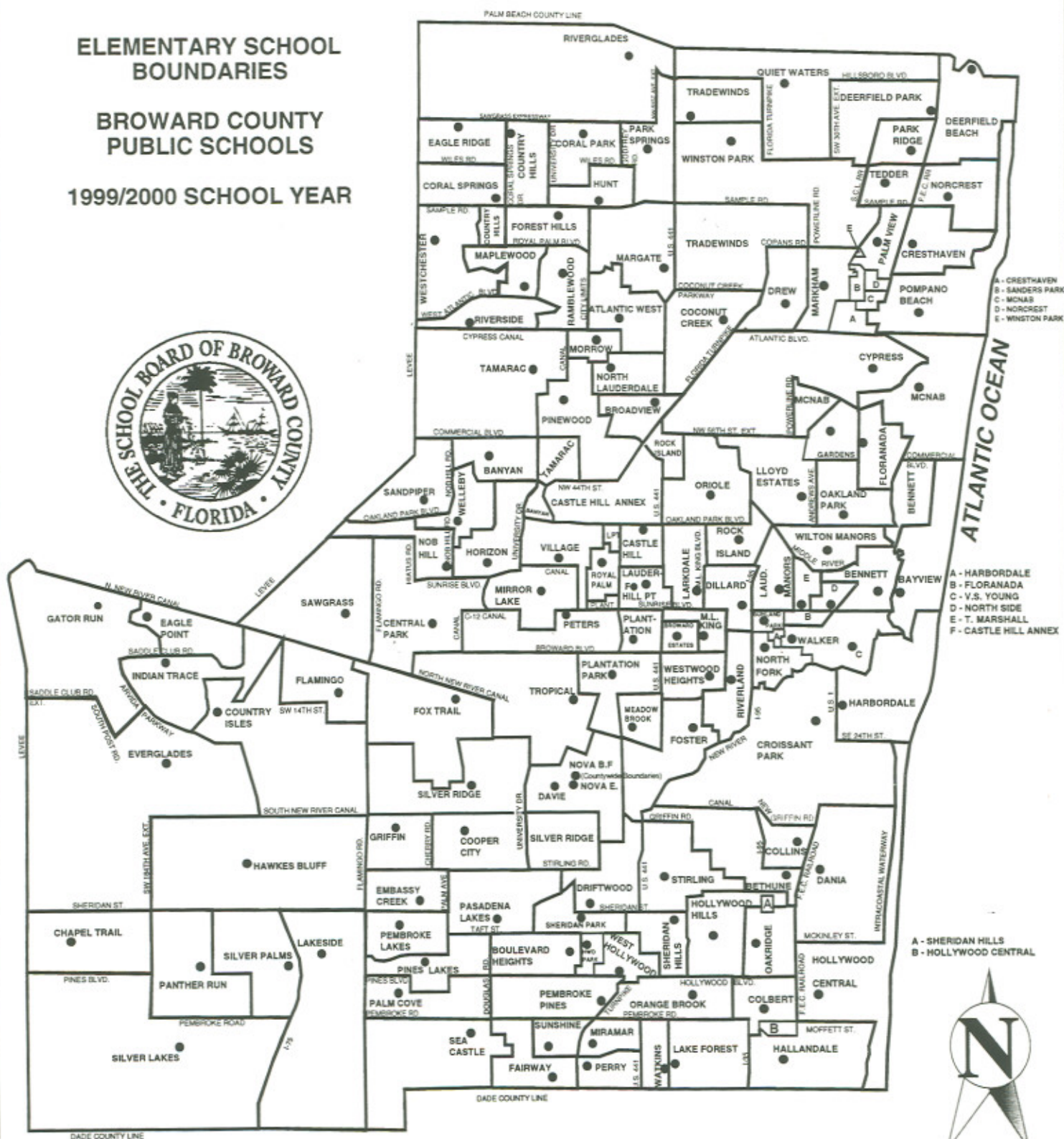




# **ELEMENTARY SCHOOLS**



**BROWARD COUNTY  
PUBLIC SCHOOLS**



DEPARTMENT OF SCHOOL BOUNDARIES, STUDENT ASSIGNMENT, SUMMER SCHOOL, CHARTER SCHOOLS AND YEAR-ROUND SCHOOL



# ELEMENTARY SCHOOLS & PAGE NUMBERS

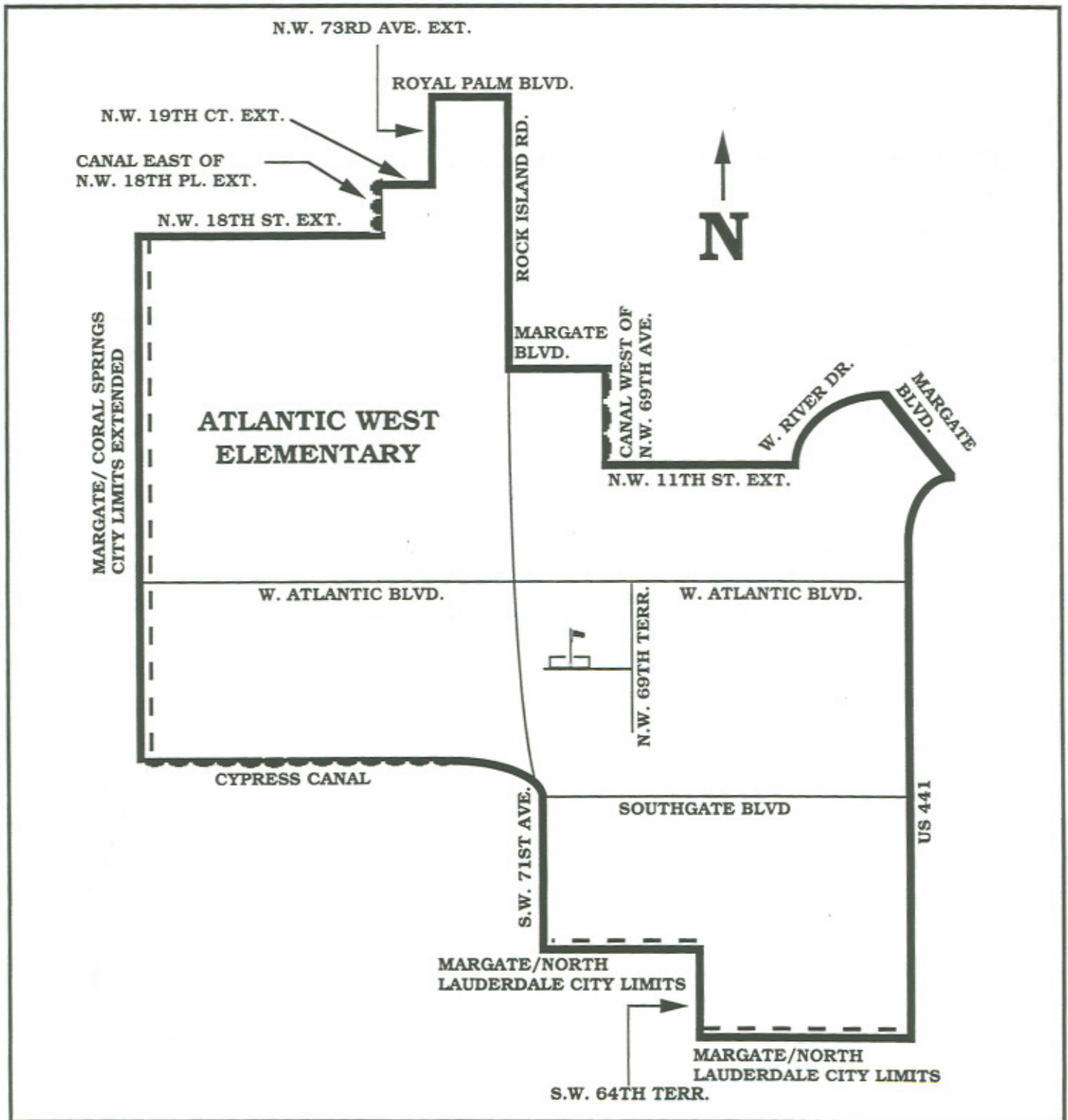
N = NORTH AREA; NC = NORTH CENTRAL AREA; SC = SOUTH CENTRAL AREA; S = SOUTH AREA

ATLANTIC WEST (N).....	1	KING, M. L. (SC).....	52	SANDPIPER (NC).....	103
BANYAN (NC).....	2	LAKE FOREST (S).....	53	SAWGRASS (NC).....	104
BAYVIEW (SC).....	3	LAKESIDE (S).....	54	SEA CASTLE (S).....	105
BENNETT (SC).....	4	LARKDALE (NC).....	55	SHERIDAN HILLS (S).....	106
BETHUNE (S).....	5	LAUDERDALE MANORS (SC).....	56	SHERIDAN PARK (S).....	107
BOULEVARD HEIGHTS (S).....	6	LAUDERHILL P.T. (NC).....	57	SILVER LAKES(S).....	108
BROADVIEW (N).....	7	LLOYD ESTATES (NC).....	58	SILVER PALMS (S).....	109
BROWARD ESTATES (SC).....	8	MAPLEWOOD (N).....	59	SILVER RIDGE (SC).....	110
CASTLE HILL (NC).....	9	MARGATE (N).....	60	STIRLING (S).....	111
CASTLE HILL ANNEX (NC).....	10	MARKHAM (N).....	61	SUNLAND PARK (SC).....	112
CENTRAL PARK (SC).....	11	MARSHALL, T. (SC).....	62	SUNSHINE (S).....	113
CHAPEL TRAIL (S).....	12	McNAB (N).....	63	TAMARAC (N).....	114
COCONUT CREEK (N).....	13	MEADOWBROOK (SC).....	64	TEDDER (N).....	115
COLBERT (S).....	14	MIRAMAR (S).....	65	TRADEWINDS (N).....	116
COLLINS (S).....	15	MIRROR LAKE (SC).....	66	TROPICAL (SC).....	117
COOPER CITY (S).....	16	MORROW (N).....	67	VILLAGE (NC).....	118
CORAL PARK (N).....	17	NOB HILL (NC).....	68	WALKER (SC).....	119
CORAL SPRINGS (N).....	18	NORCREST (N).....	69	WATKINS (S).....	120
COUNTRY HILLS (N).....	19	N. ANDREWS GARDENS (NC).....	70	WELLEBY (NC).....	121
COUNTRY ISLES (SC).....	20	NORTH FORK (SC).....	71	WEST HOLLYWOOD (S).....	122
CRESTHAVEN (N).....	21	NORTH LAUDERDALE (N).....	72	WESTCHESTER (N).....	123
CROISSANT PARK (SC).....	22	NORTH SIDE (SC).....	73	WESTWOOD HEIGHTS (SC).....	124
CYPRESS (N).....	23	NOVA BLANCHE F. (NC).....	74	WILTON MANORS (SC).....	125
DANIA (S).....	24	NOVA EISENHOWER (NC).....	75	WINSTON PARK (N).....	126
DAVIE (S).....	25	OAKLAND PARK (NC).....	76	YOUNG, VIRGINIA S (SC).....	127
DEERFIELD BEACH (N).....	26	OAKRIDGE (S).....	77		
DEERFIELD PARK (N).....	27	ORANGE-BROOK (S).....	78		
DILLARD (SC).....	28	ORIOLE (NC).....	79		
DREW, CHARLES (N).....	29	PALM COVE (S).....	80		
DRIFTWOOD (S).....	30	PALMVIEW (N).....	81		
EAGLE POINT (SC).....	31	PANTHER RUN (S).....	82		
EAGLE RIDGE (N).....	32	PARK RIDGE (N).....	83		
EMBASSY CREEK (S).....	33	PARK SPRINGS (N).....	84		
EVERGLADES (SC).....	34	PASADENA LAKES (S).....	85		
FAIRWAY (S).....	35	PEMBROKE LAKES (S).....	86		
FLAMINGO (SC).....	36	PEMBROKE PINES (S).....	87		
FLORANADA (NC).....	37	PERRY (S).....	88		
FOREST HILLS (N).....	38	PETERS (SC).....	89		
FOSTER (SC).....	39	PINES LAKES (S).....	90		
FOX TRAIL (SC).....	40	PINEWOOD (N).....	91		
GATOR RUN (SC).....	41	PLANTATION (SC).....	92		
GRIFFIN (S).....	42	PLANTATION PARK (SC).....	93		
HALLANDALE (S).....	43	POMPAÑO BEACH (N).....	94		
HARBORDALE (SC).....	44	QUIET WATERS (N).....	95		
HAWKES BLUFF (SC).....	45	RAMBLEWOOD (N).....	96		
HOLLYWOOD CENT. (S).....	46	RIVERGLADES (N).....	97		
HOLLYWOOD HILLS (S).....	47	RIVERLAND (SC).....	98		
HOLLYWOOD PARK (S).....	48	RIVERSIDE (N).....	99		
HORIZON (NC).....	49	ROCK ISLAND (SC).....	100		
HUNT (N).....	50	ROYAL PALM (NC).....	101		
INDIAN TRACE (SC).....	51	SANDERS PARK (N).....	102		



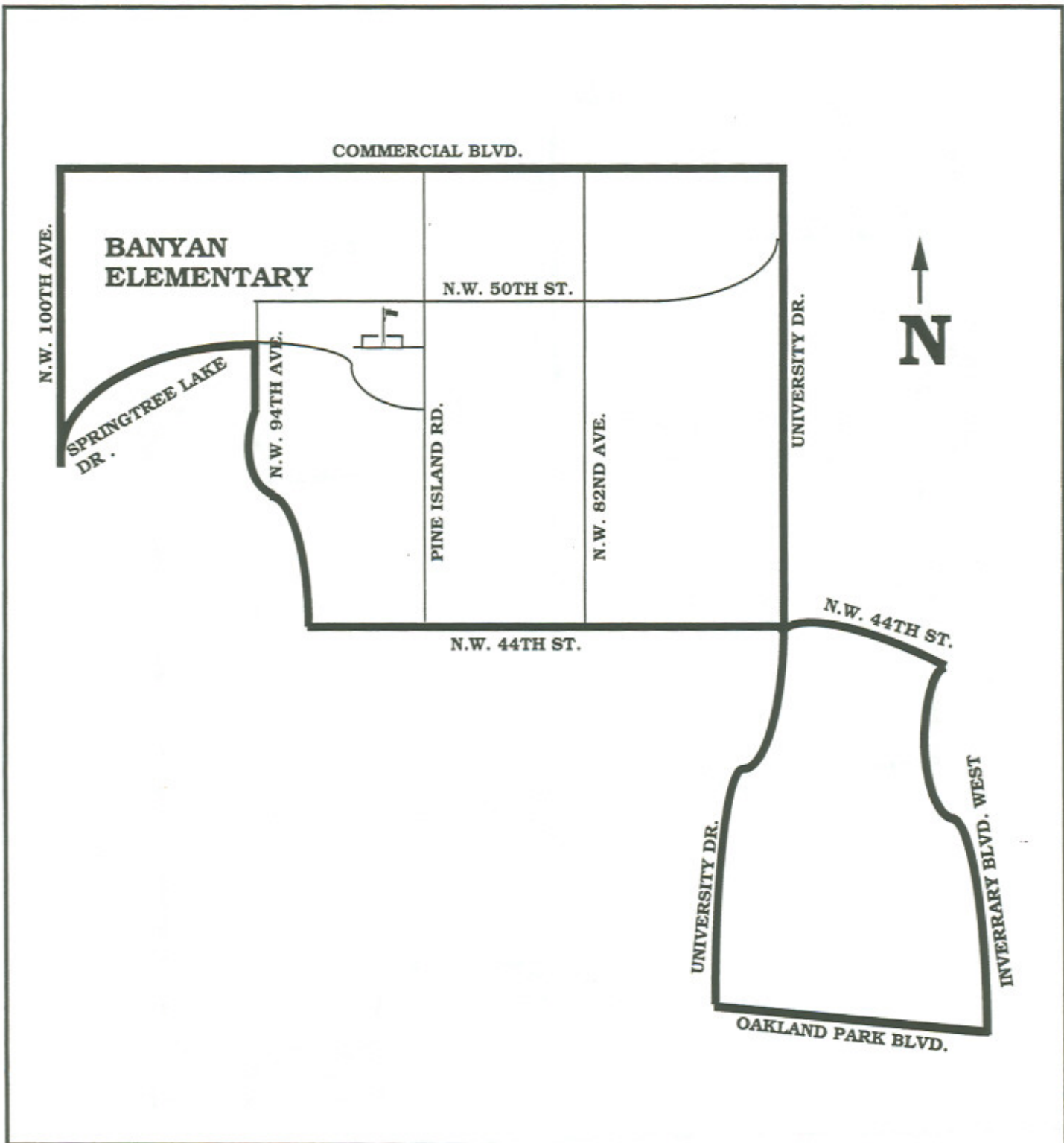
ATLANTIC WEST ELEMENTARY  
301 NW 69 TERRACE  
MARGATE, FLORIDA 33063  
977-2180

Boundaries in this book are for the 1999/2000 school year only. The boundaries are established annually by the School Board. For current information on boundaries, please contact Pupil Placement at 765-6285



**BANYAN ELEMENTARY**  
8800 NW 50 STREET  
SUNRISE, FLORIDA 33351  
572-1220

Boundaries in this book are for the 1999/2000 school year only. The boundaries are established annually by the School Board. For current information on boundaries, please contact Pupil Placement at 765-6285

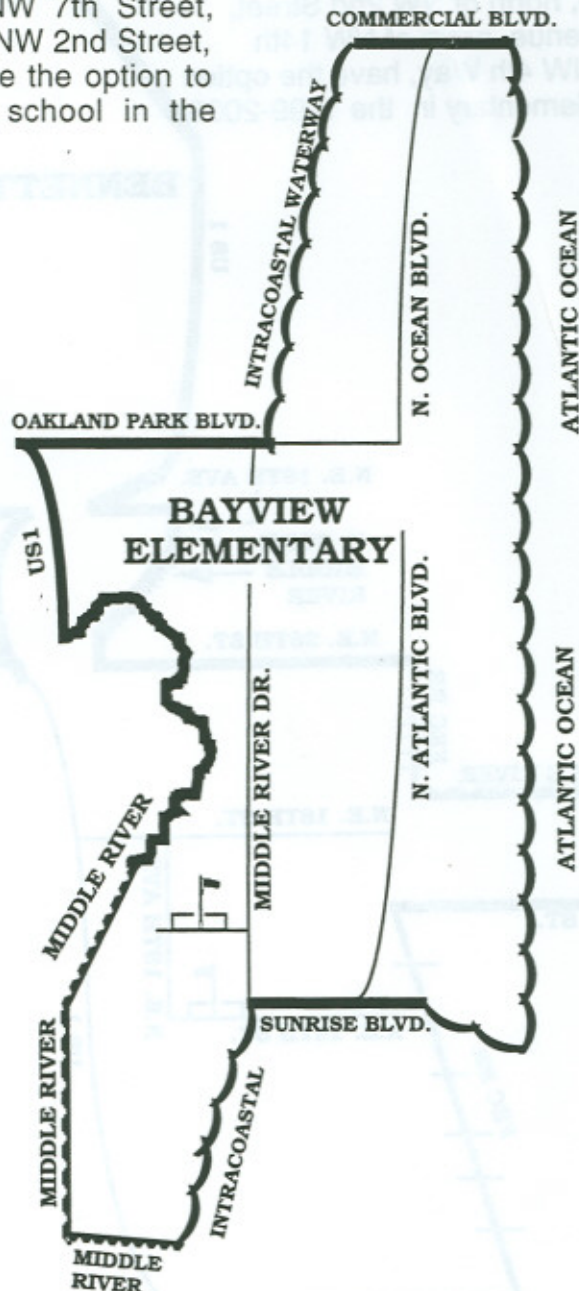




**BAYVIEW ELEMENTARY**  
1175 MIDDLE RIVER DRIVE  
FORT LAUDERDALE, FLORIDA 33304  
390-0730

Boundaries in this book are for the 1999/2000 school year only. The boundaries are established annually by the School Board. For current information on boundaries, please contact Pupil Placement at 765-6285

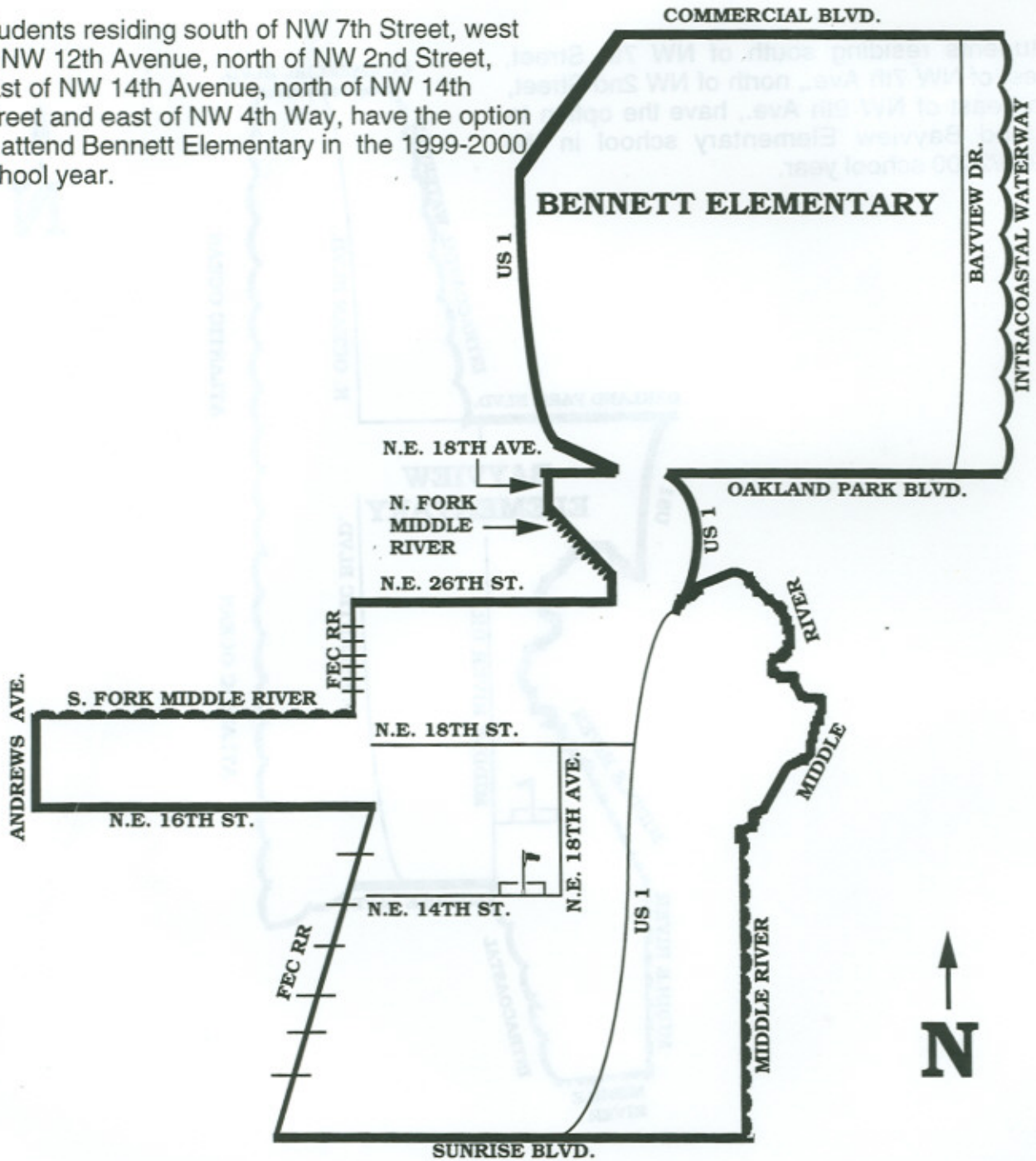
Students residing south of NW 7th Street, west of NW 7th Ave., north of NW 2nd Street, and east of NW 9th Ave., have the option to attend Bayview Elementary school in the 1999/2000 school year.



**BENNETT ELEMENTARY**  
 1755 NE 14 STREET  
 FORT LAUDERDALE, FLORIDA 33304  
 390-0710

Boundaries in this book are for the 1999/2000 school year only. The boundaries are established annually by the School Board. For current information on boundaries, please contact Pupil Placement at 765-6285

Students residing south of NW 7th Street, west of NW 12th Avenue, north of NW 2nd Street, east of NW 14th Avenue, north of NW 14th Street and east of NW 4th Way, have the option to attend Bennett Elementary in the 1999-2000 school year.

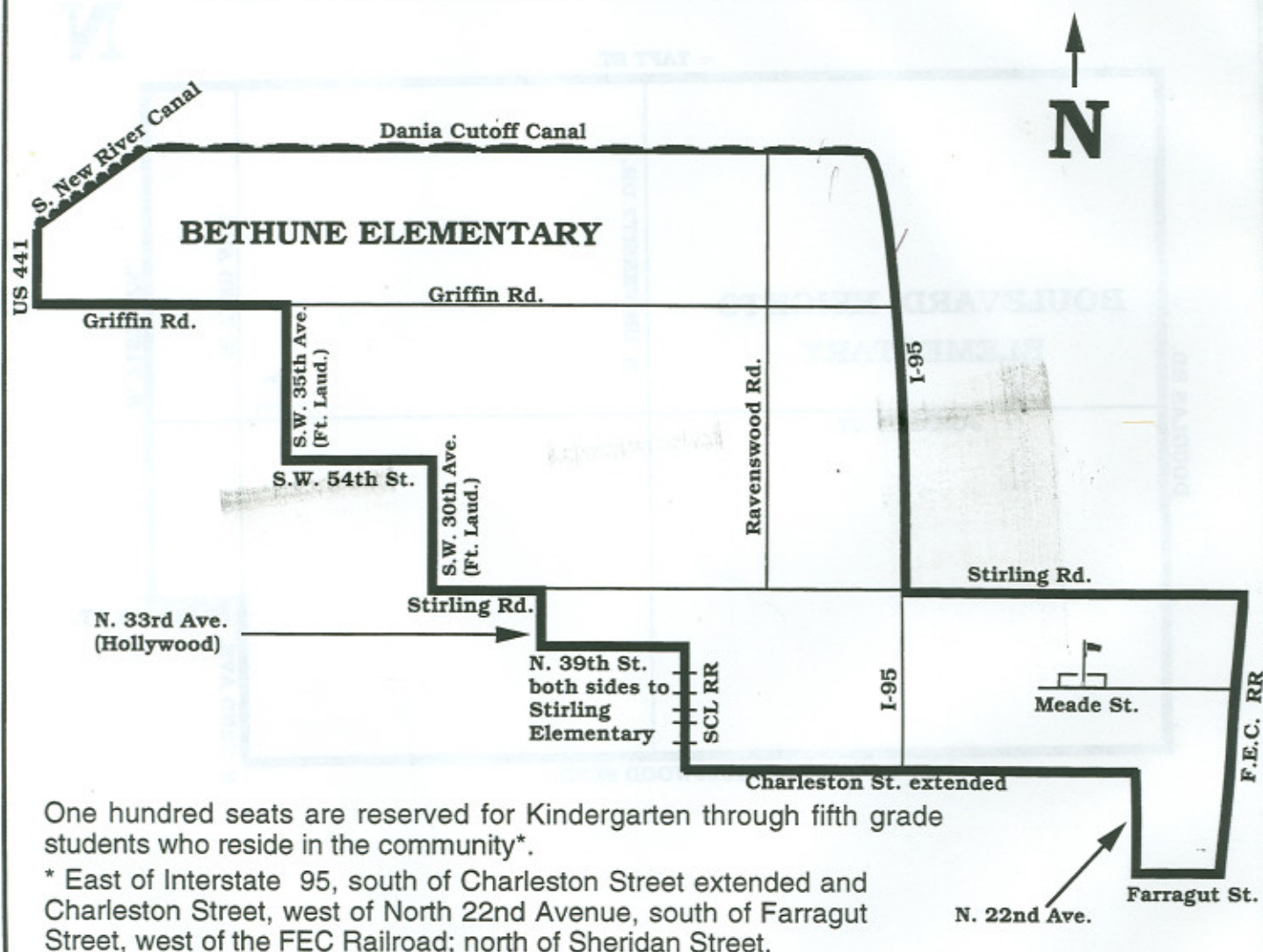




**BETHUNE ELEMENTARY**  
**2400 MEADE STREET**  
**HOLLYWOOD, FLORIDA 33020**  
**926-0860**

Boundaries in this book are for the 1999/2000 school year only. The boundaries are established annually by the School Board. For current information on boundaries, please contact Pupil Placement at 765-6285

Students residing south of Stirling Road, west of the F.E.C. Railroad, north of Farragut Street and east of N. 22nd Avenue, have the option to attend Dania Elementary in the 1999-2000 school year.




One hundred seats are reserved for Kindergarten through fifth grade students who reside in the community\*.

\* East of Interstate 95, south of Charleston Street extended and Charleston Street, west of North 22nd Avenue, south of Farragut Street, west of the FEC Railroad; north of Sheridan Street.

**A MAGNET SCHOOL FOR THE PERFORMING ARTS:** Students residing within this boundary area automatically attend this school. Students residing **south of Interstate Highway 595** may apply for admission to this Performing Arts Program. Students will be admitted in accordance with the provisions of School Board Policy #5004.

**BOULEVARD HEIGHTS ELEMENTARY**  
**7201 JOHNSON STREET**  
**HOLLYWOOD, FLORIDA 33024**  
**985-2820**

Boundaries in this book are for the 1999/2000 school year only. The boundaries are established annually by the School Board. For current information on boundaries, please contact Pupil Placement at 765-6285

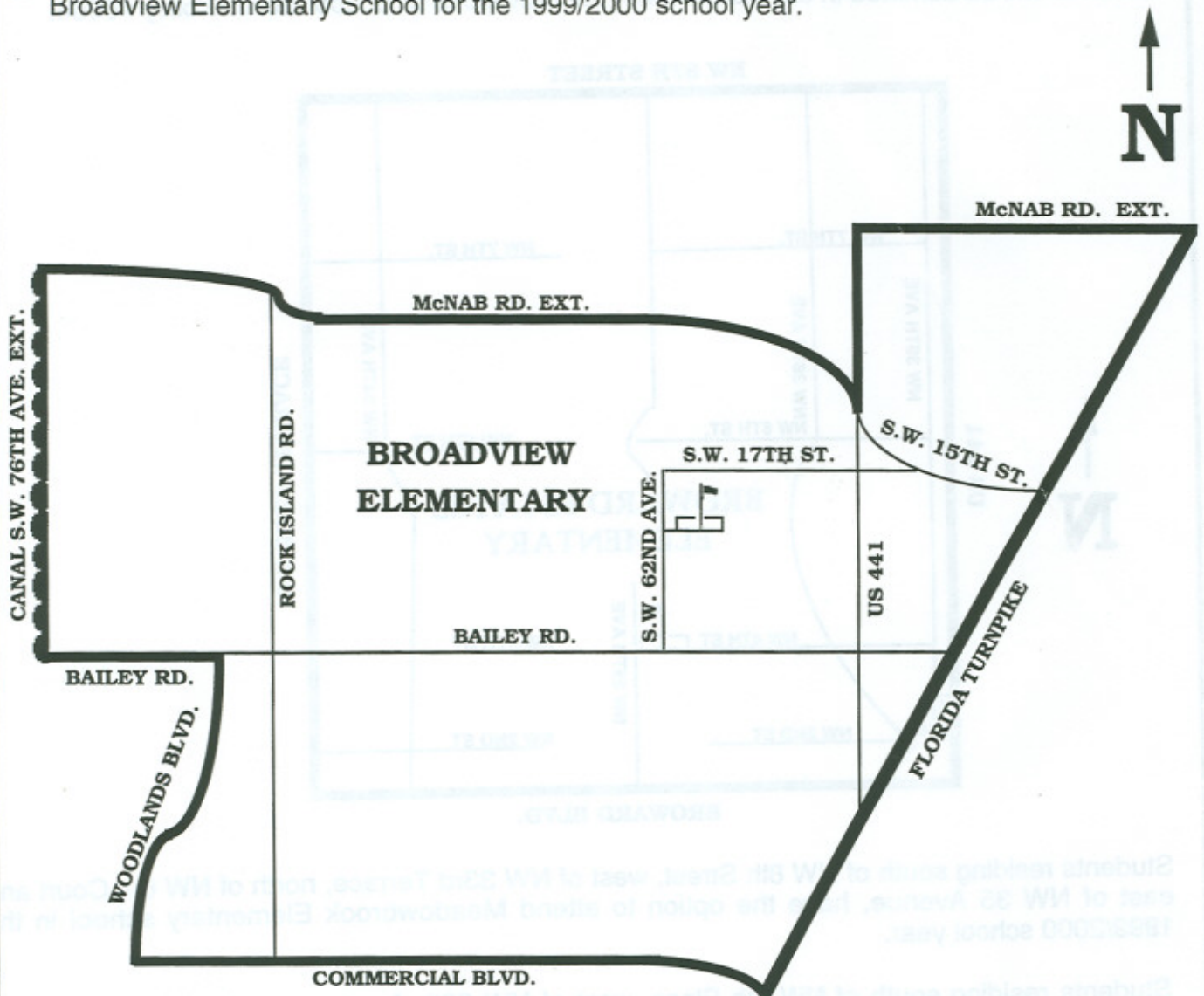




**BROADVIEW ELEMENTARY**  
1800 SW 62 AVENUE  
POMPANO BEACH, FLORIDA 33068  
977-3300

Boundaries in this book are for the 1999/2000 school year only. The boundaries are established annually by the School Board. For current information on boundaries, please contact Pupil Placement at 765-6285

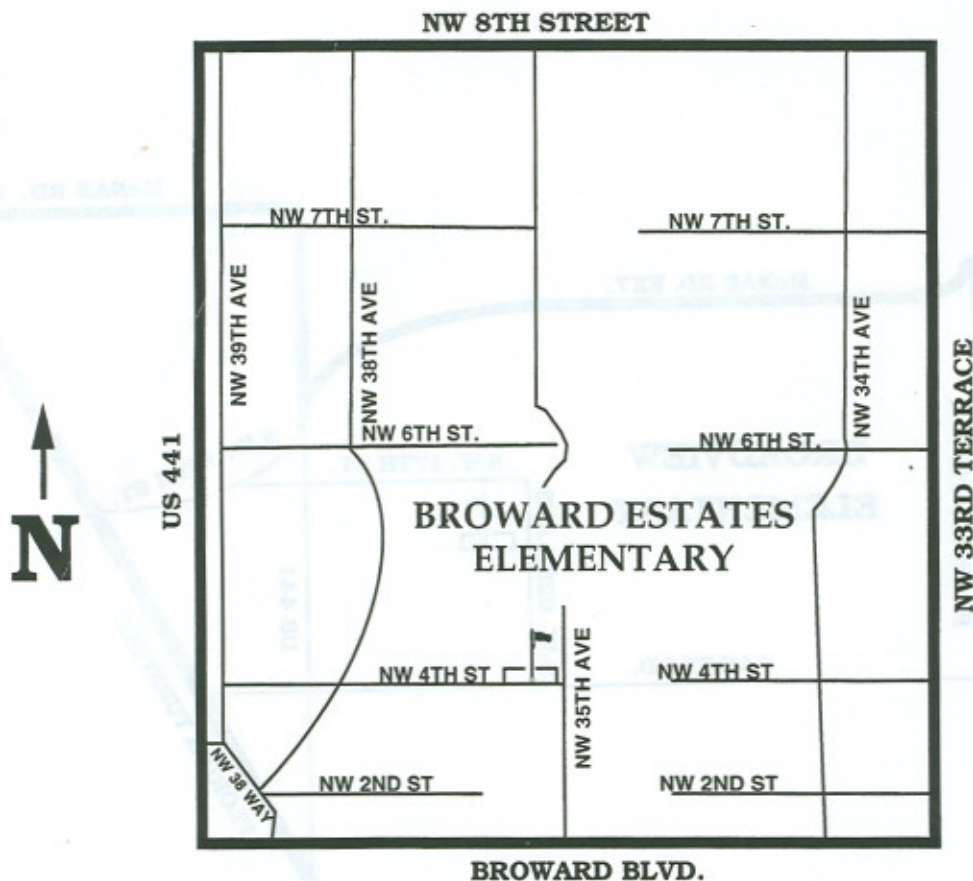
Students who reside south of NW 5th Street extended and NW 5th Street, west of NW 28th Avenue extended, south of NW 3rd Street, west of Powerline Road, north of West Atlantic Blvd. and east of the Florida Turnpike, have the option to attend Broadview Elementary School for the 1999/2000 school year.



**BROWARD ESTATES ELEMENTARY**  
441 NW 35 AVENUE  
FORT LAUDERDALE, FLORIDA 33311  
797-4540

Boundaries in this book are for the 1999/2000 school year only. The boundaries are established annually by the School Board. For current information on boundaries, please contact Pupil Placement at 765-6285

**A MAGNET SCHOOL FOR SCIENCE, MATHEMATICS & TECHNOLOGY:** Students living within the boundary area automatically attend this school. Students residing in the Central Area of the county may apply for admission to the Science, Mathematics & Technology Program. Students will be admitted in accordance with the provisions of School Board Policy #5004.



Students residing south of NW 8th Street, west of NW 33rd Terrace, north of NW 6th Court and east of NW 35 Avenue, have the option to attend Meadowbrook Elementary school in the 1999/2000 school year.

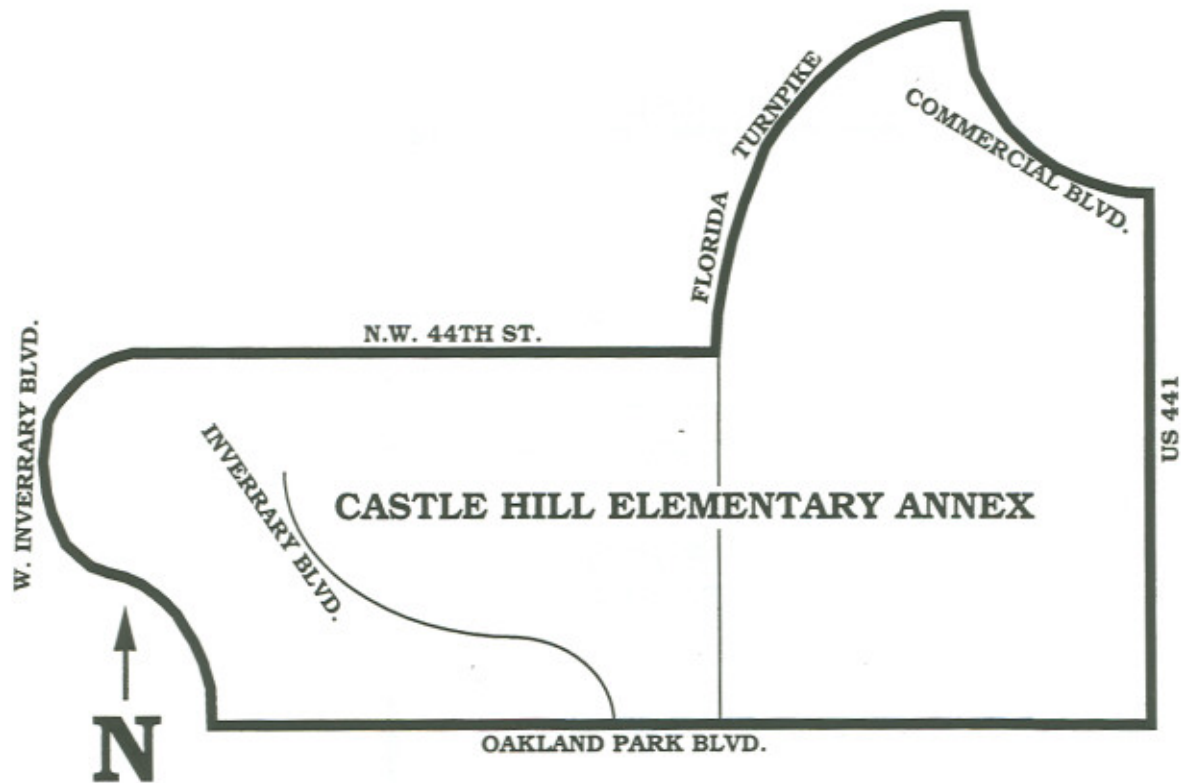
Students residing south of NW 6th Place, west of NW 38th Avenue, south of NW 4th Street, west of NW 35th Avenue, north of Broward Blvd. and east of US 441, have the option to attend Plantation Elementary school in the 1999/2000 school year.

Students residing south of NW 8th Street, west of NW 36th Avenue, north of NW 6th Place and east of US 441, have the option to attend Tropical Elementary school in the 1999/2000 school year.



**CASTLE HILL ELEMENTARY ANNEX**  
4747 NW 14 STREET  
LAUDERHILL, FLORIDA 33313  
714-1200

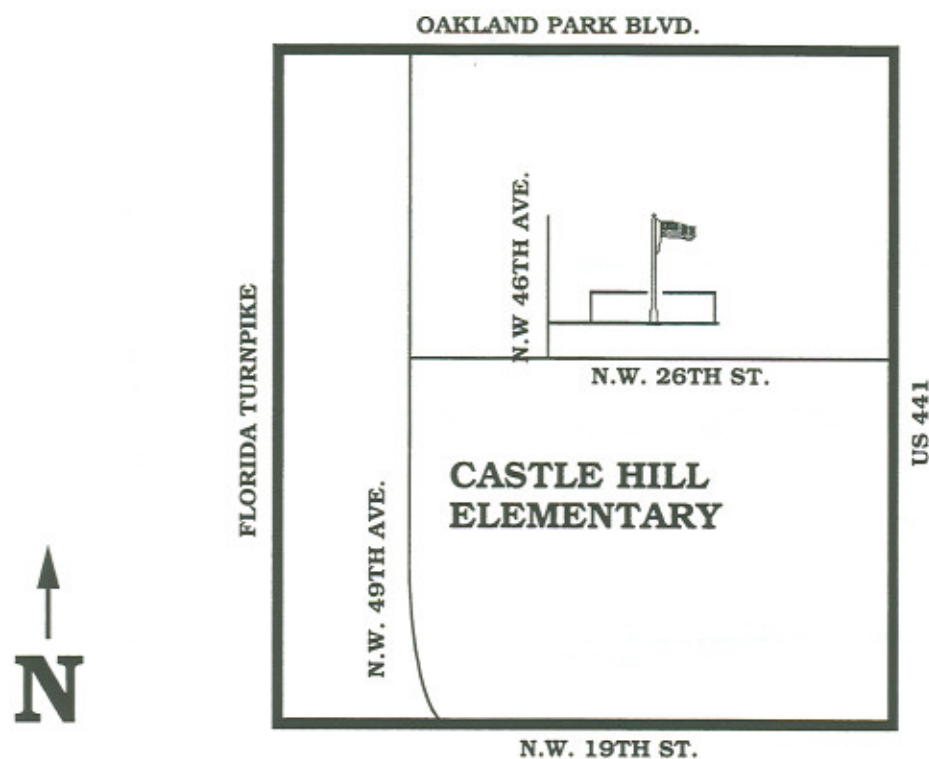
Boundaries in this book are for the 1999/2000 school year only. The boundaries are established annually by the School Board. For current information on boundaries, please contact Pupil Placement at 765-6285



Students who reside north of Oakland Park Blvd. in the Castle Hill attendance area will attend the Castle Hill School Annex located adjacent to Lauderhill P.T. Elementary School in the 1999/2000 school year.

**CASTLE HILL ELEMENTARY**  
2640 NW 46 AVENUE  
LAUDERHILL, FLORIDA 33313  
497-3860

Boundaries in this book are for the 1999/2000 school year only. The boundaries are established annually by the School Board. For current information on boundaries, please contact Pupil Placement at 765-6285

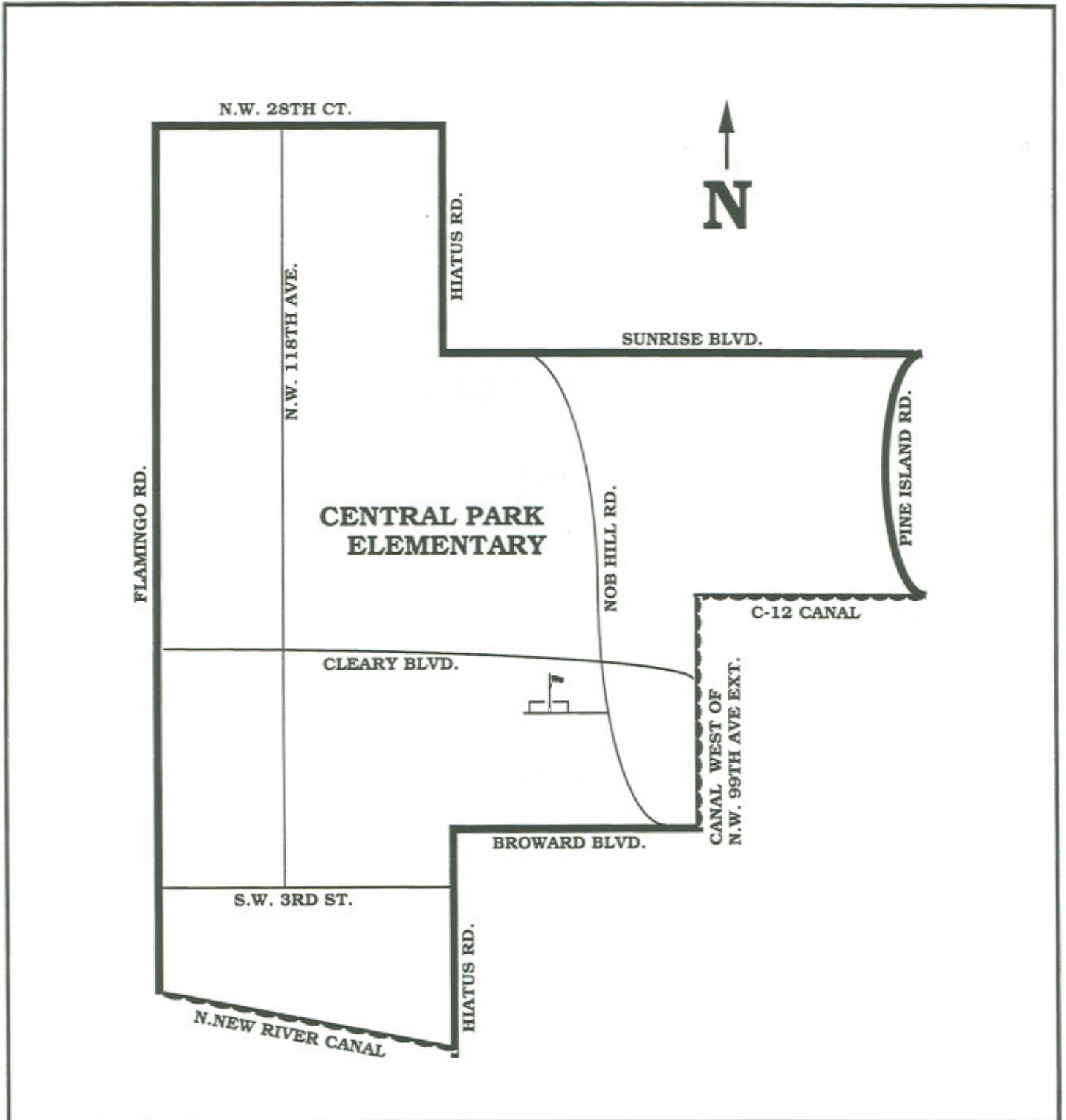


Students who reside north of Oakland Park Blvd. in the Castle Hill attendance area will attend the Castle Hill School Annex located adjacent to Lauderhill P.T. Elementary School in the 1999/2000 school year.



**CENTRAL PARK ELEMENTARY**  
777 N. NOB HILL ROAD  
PLANTATION, FLORIDA 33322  
474-8220

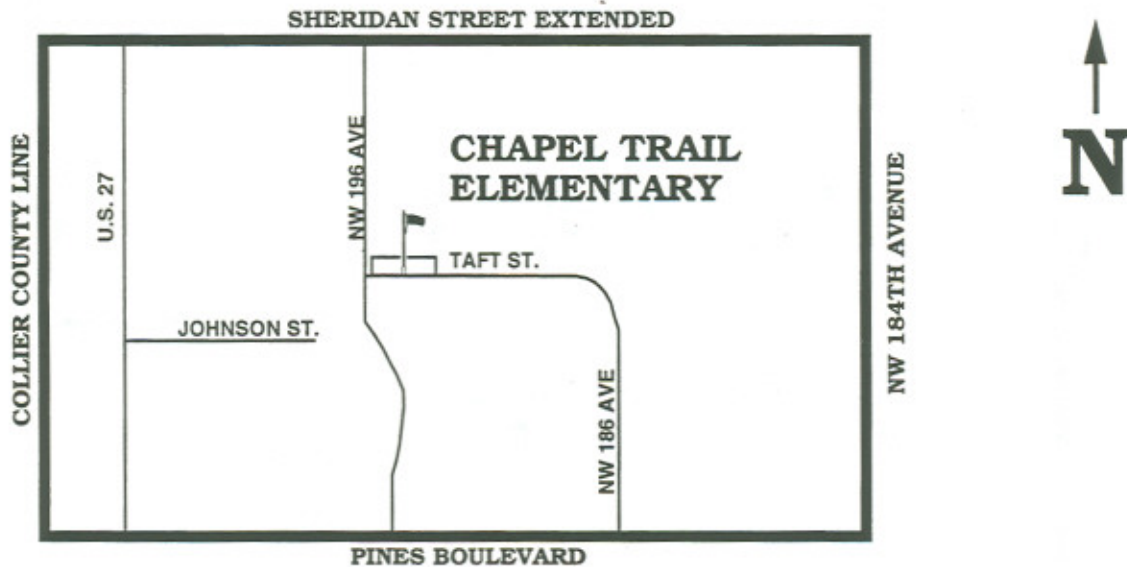
Boundaries in this book are for the 1999/2000 school year only. The boundaries are established annually by the School Board. For current information on boundaries, please contact Pupil Placement at 765-6285



**CHAPEL TRAIL ELEMENTARY**  
19595 TAFT STREET  
PEMBROKE PINES, FLORIDA 33029  
450-5000

Boundaries in this book are for the 1999/2000 school year only. The boundaries are established annually by the School Board. For current information on boundaries, please contact Pupil Placement at 765-6285

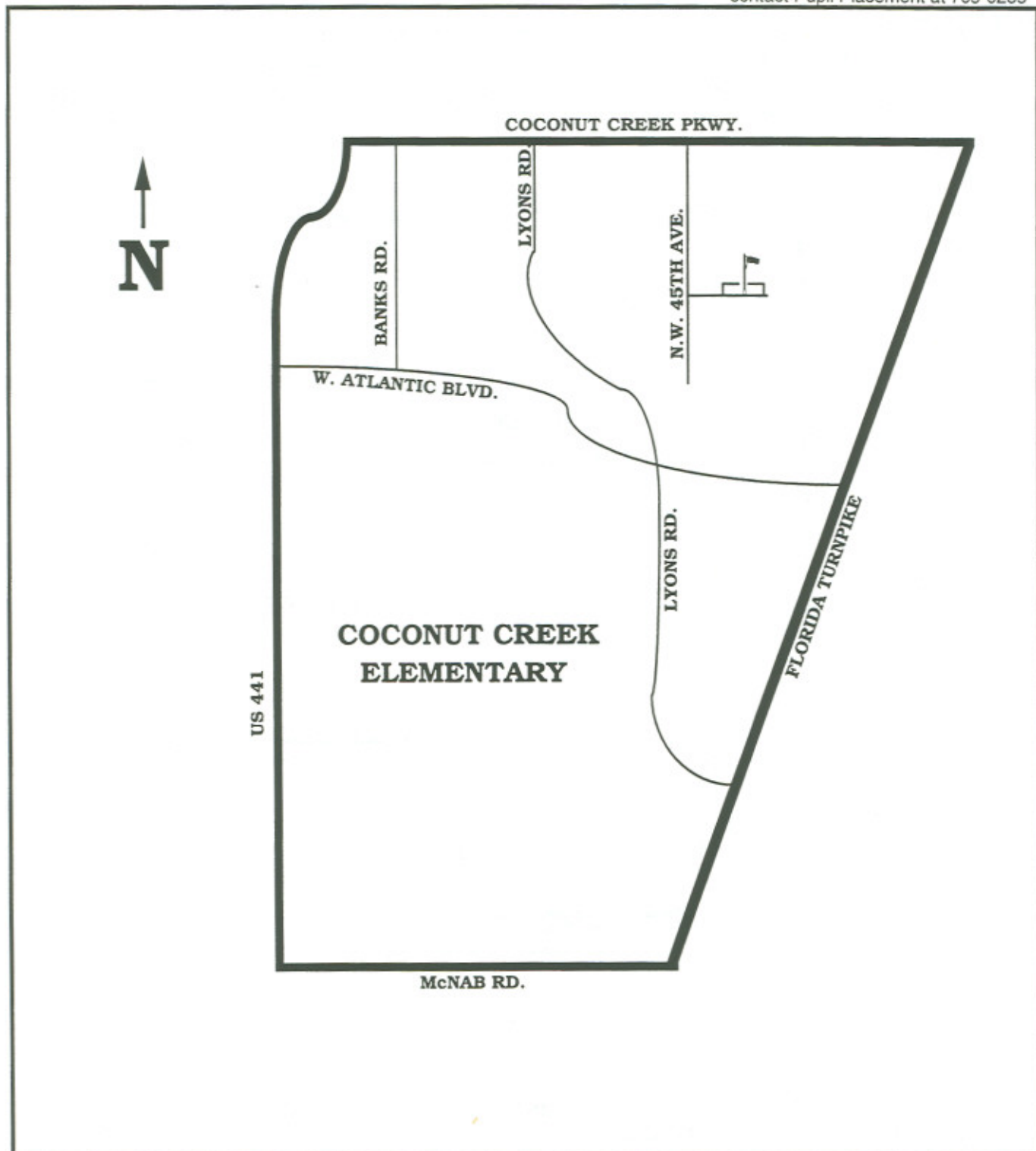
Students residing on both sides of US 27, in seasonal or temporary facilities, from Sheridan Street extended south to the Dade County Line attend Chapel Trail Elementary in the 1999/2000 school year.





**COCONUT CREEK ELEMENTARY**  
500 NW 45 AVENUE  
COCONUT CREEK, FLORIDA 33066  
977-2220

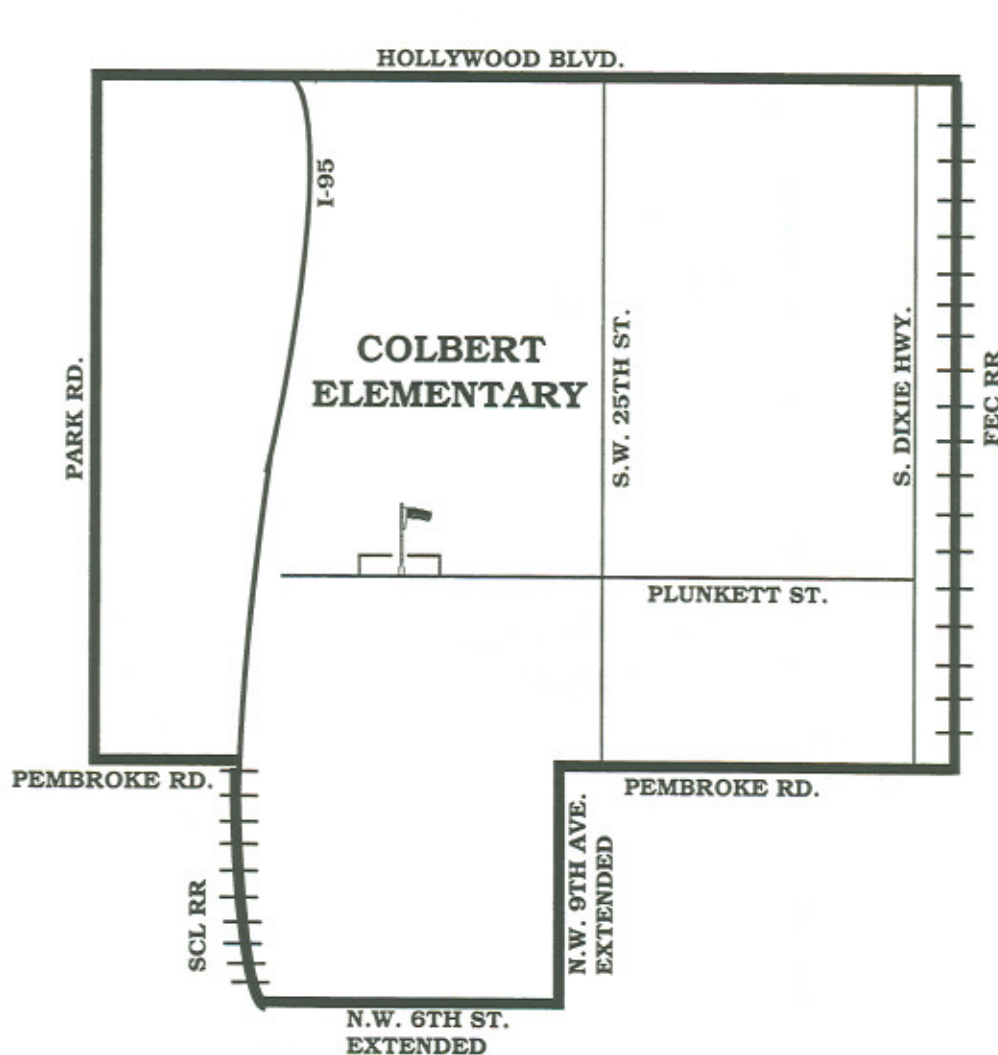
Boundaries in this book are for the 1999/2000 school year only. The boundaries are established annually by the School Board. For current information on boundaries, please contact Pupil Placement at 765-6285



**COLBERT ELEMENTARY**  
2701 PLUNKETT STREET  
HOLLYWOOD, FLORIDA 33020  
926-0870

Boundaries in this book are for the 1999/2000 school year only. The boundaries are established annually by the School Board. For current information on boundaries, please contact Pupil Placement at 765-6285

**A MAGNET SCHOOL FOR SCIENCE, MATHEMATICS & TECHNOLOGY:** Students living within the boundary area automatically attend this school. Students residing in the South Area of the county may apply for admission to the Science, Mathematics & Technology Program. Students will be admitted in accordance with the provisions of School Board Policy #5004.

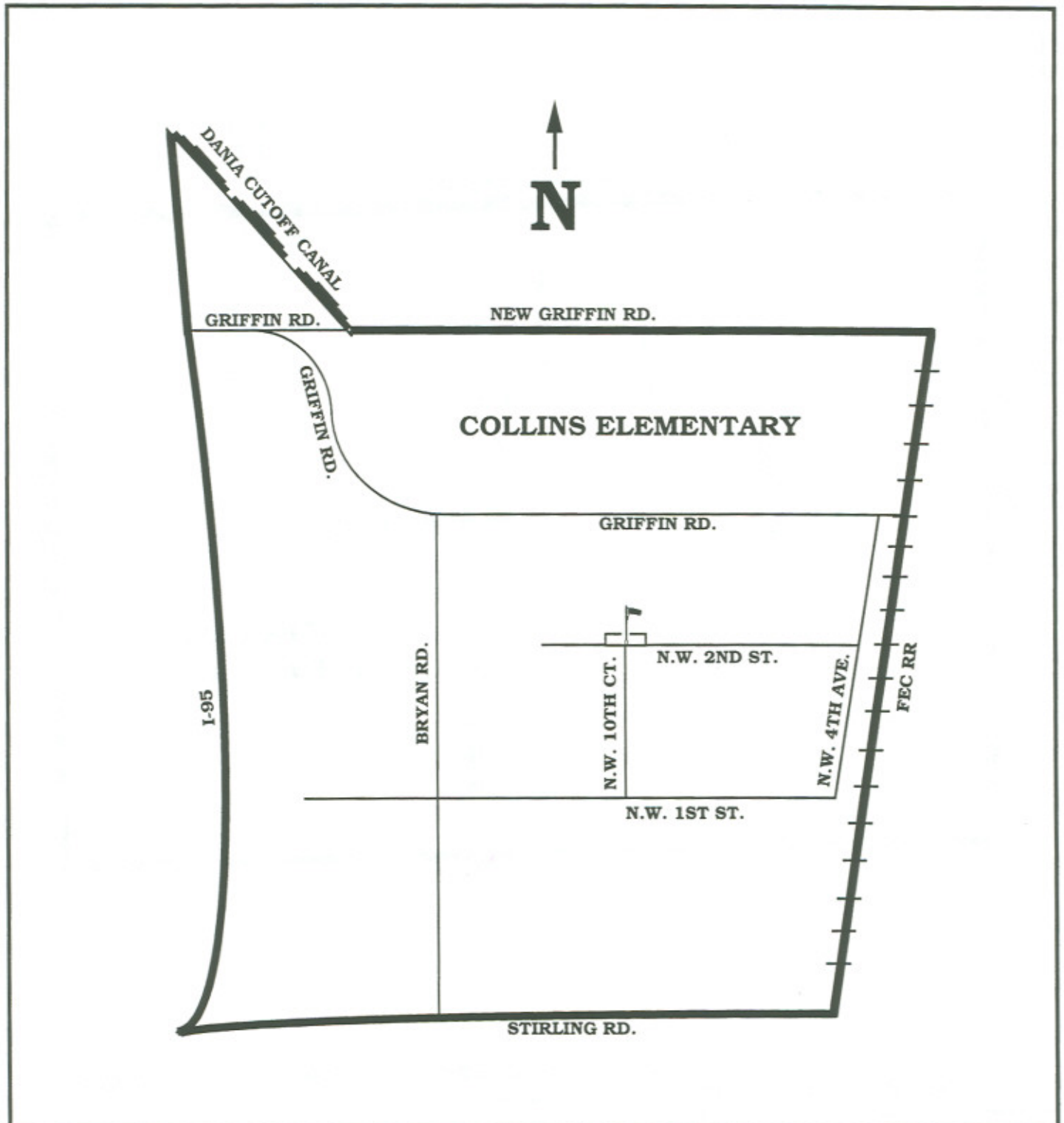


**NOTE:** Colbert Elementary School has a year-round single-track educational calendar. Contact the school for more information.



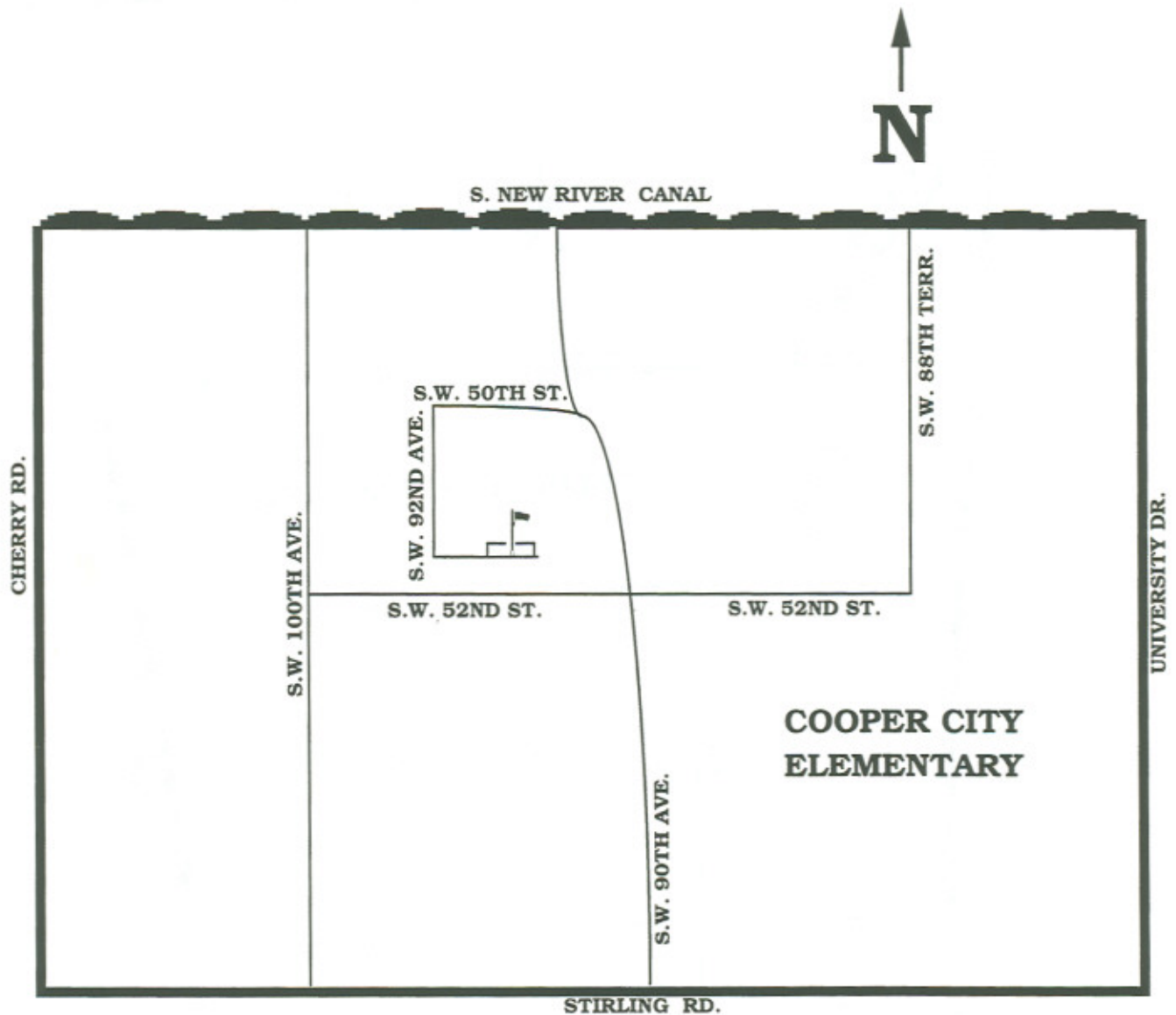
**COLLINS ELEMENTARY**  
1050 NW 2 STREET  
DANIA, FLORIDA 33004  
926-0880

Boundaries in this book are for the 1999/2000 school year only. The boundaries are established annually by the School Board. For current information on boundaries, please contact Pupil Placement at 765-6285



**COOPER CITY ELEMENTARY**  
5080 SW 92 AVENUE  
COOPER CITY, FLORIDA 33328  
680-1150

Boundaries in this book are for the 1999/2000 school year only. The boundaries are established annually by the School Board. For current information on boundaries, please contact Pupil Placement at 765-6285

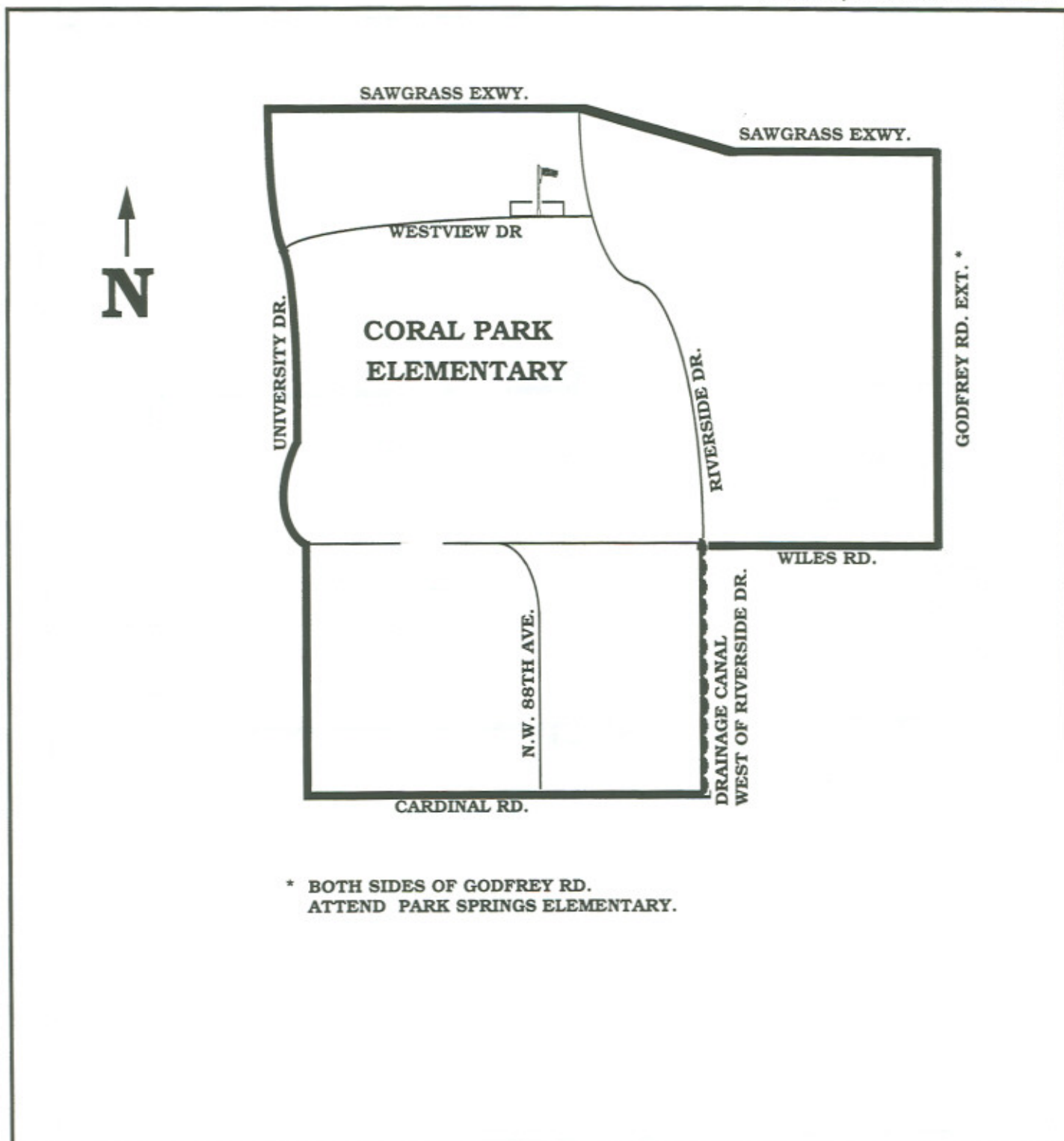


100 seats are reserved at Silver Ridge Elementary School for elementary school students who reside in the Cooper City Elementary School boundary area.



**CORAL PARK ELEMENTARY**  
8401 WESTVIEW DRIVE  
CORAL SPRINGS, FLORIDA 33067  
341-0400

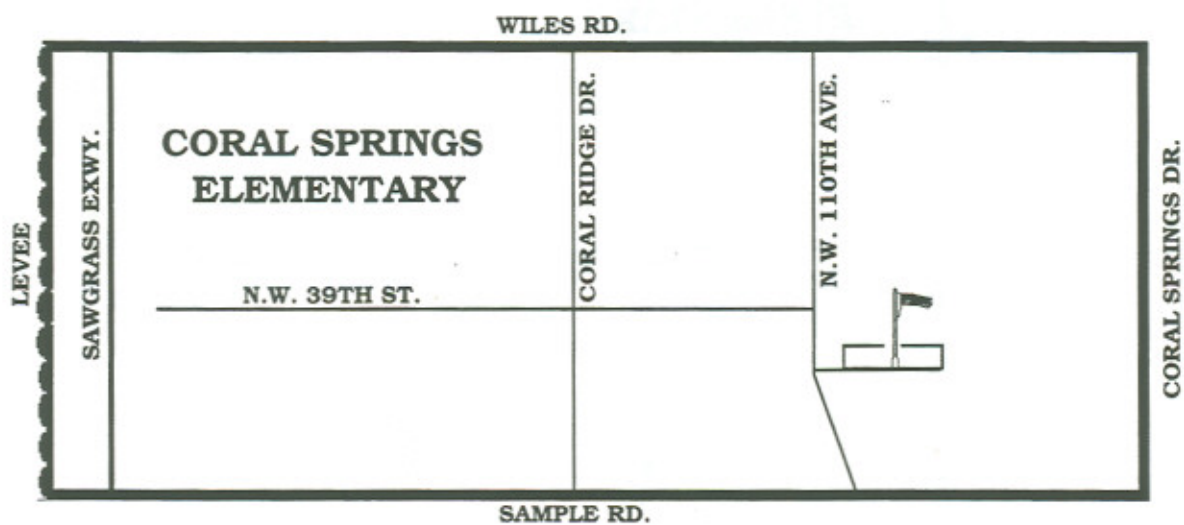
Boundaries in this book are for the 1999/2000 school year only. The boundaries are established annually by the School Board. For current information on boundaries, please contact Pupil Placement at 765-6285



\* BOTH SIDES OF GODFREY RD.  
ATTEND PARK SPRINGS ELEMENTARY.

**CORAL SPRINGS ELEMENTARY**  
3601 NW 110 AVENUE  
CORAL SPRINGS, FLORIDA 33065  
344-5800

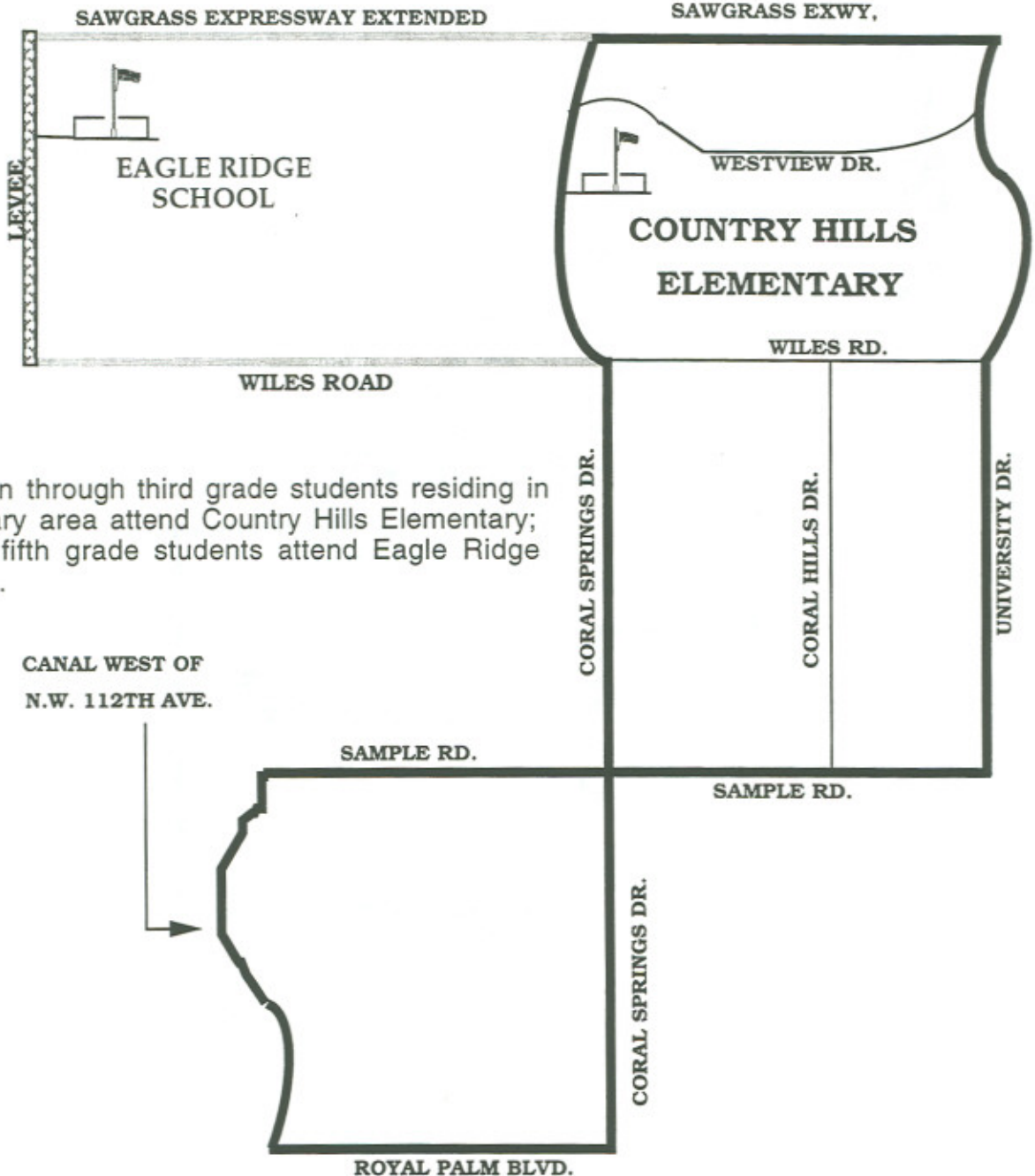
Boundaries in this book are for the 1999/2000 school year only. The boundaries are established annually by the School Board. For current information on boundaries, please contact Pupil Placement at 765-6285





**COUNTRY HILLS ELEMENTARY**  
10550 WESTVIEW DR.  
CORAL SPRINGS, FLORIDA 33076  
341-0460

Boundaries in this book are for the 1999/2000 school year only. The boundaries are established annually by the School Board. For current information on boundaries, please contact Pupil Placement at 765-6285



Kindergarten through third grade students residing in this boundary area attend Country Hills Elementary; fourth and fifth grade students attend Eagle Ridge Elementary.

CANAL WEST OF  
N.W. 112TH AVE.

**A MAGNET SCHOOL FOR SCIENCE/TECHNOLOGY:**

K through 3rd grade students residing north of Sunrise Blvd. may apply for admission to the Science/Technology Magnet School. Admission requirements shall be in accordance with the provisions of School Board Policy 5004.

Boundaries in this book are for the 1999/2000 school year only. The boundaries are established annually by the School Board. For current information on boundaries, please contact Pupil Placement at 765-6285



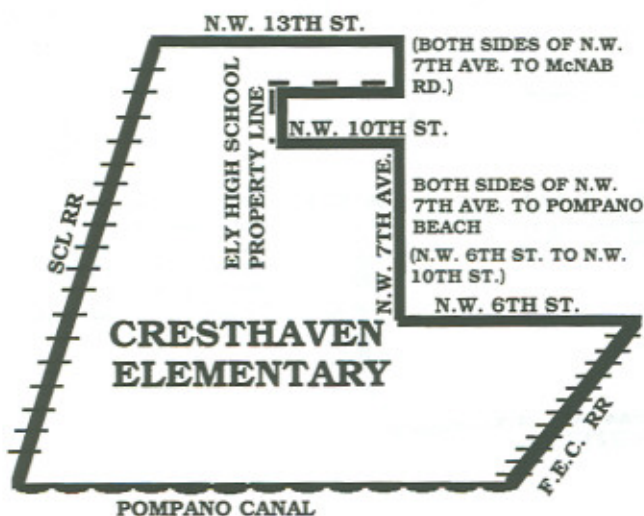
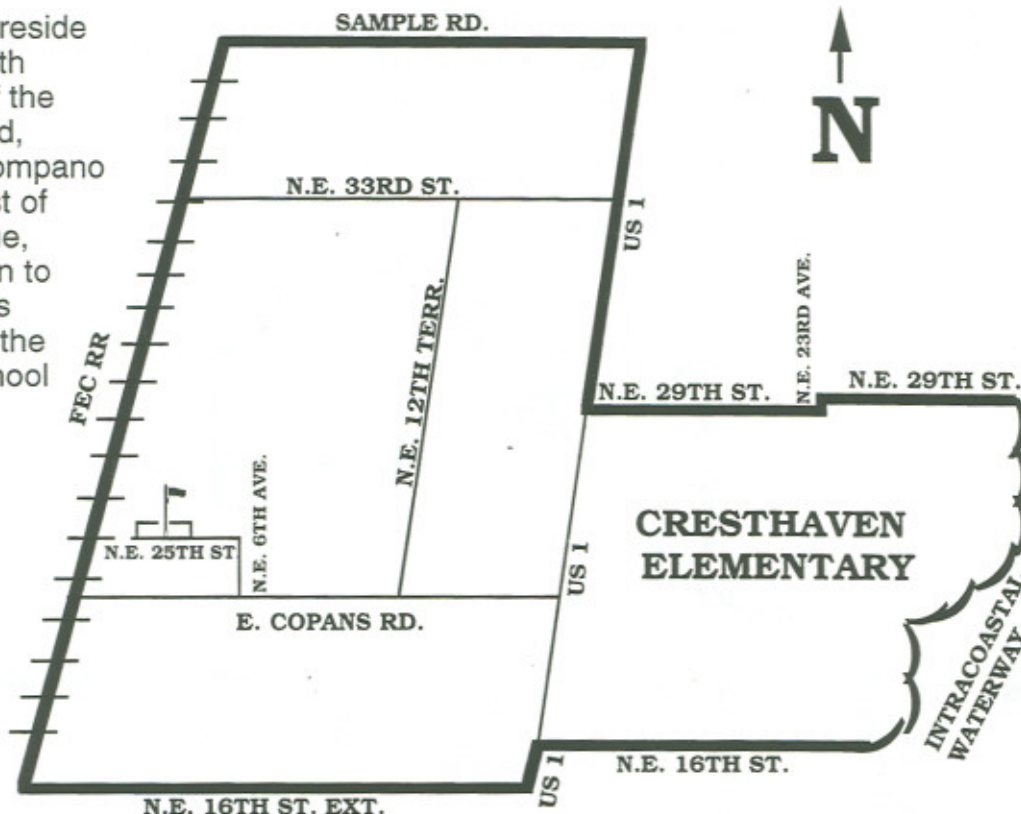
20



**CRESTHAVEN ELEMENTARY**  
801 NE 25 STREET  
POMPANO BEACH, FLORIDA 33064  
786-3535

Boundaries in this book are for the 1999/2000 school year only. The boundaries are established annually by the School Board. For current information on boundaries, please contact Pupil Placement at 765-6285

Students who reside south of NW 6th Street, west of the F.E.C. Railroad, north of the Pompano Canal and east of NW 7th Avenue, have the option to attend Cypress Elementary in the 1999/2000 school year.



One hundred and fifty seats are reserved at Sanders Park Elementary for kindergarten through fifth grade students in the community\* surrounding Sanders Park Elementary School.

Students residing in the community\* surrounding Sanders Park Elementary School may choose to attend the assigned school or Cresthaven Elementary or McNab Elementary Schools.

\*East of I-95, south of Copans Road, west of the FEC railroad and north of Atlantic Boulevard.

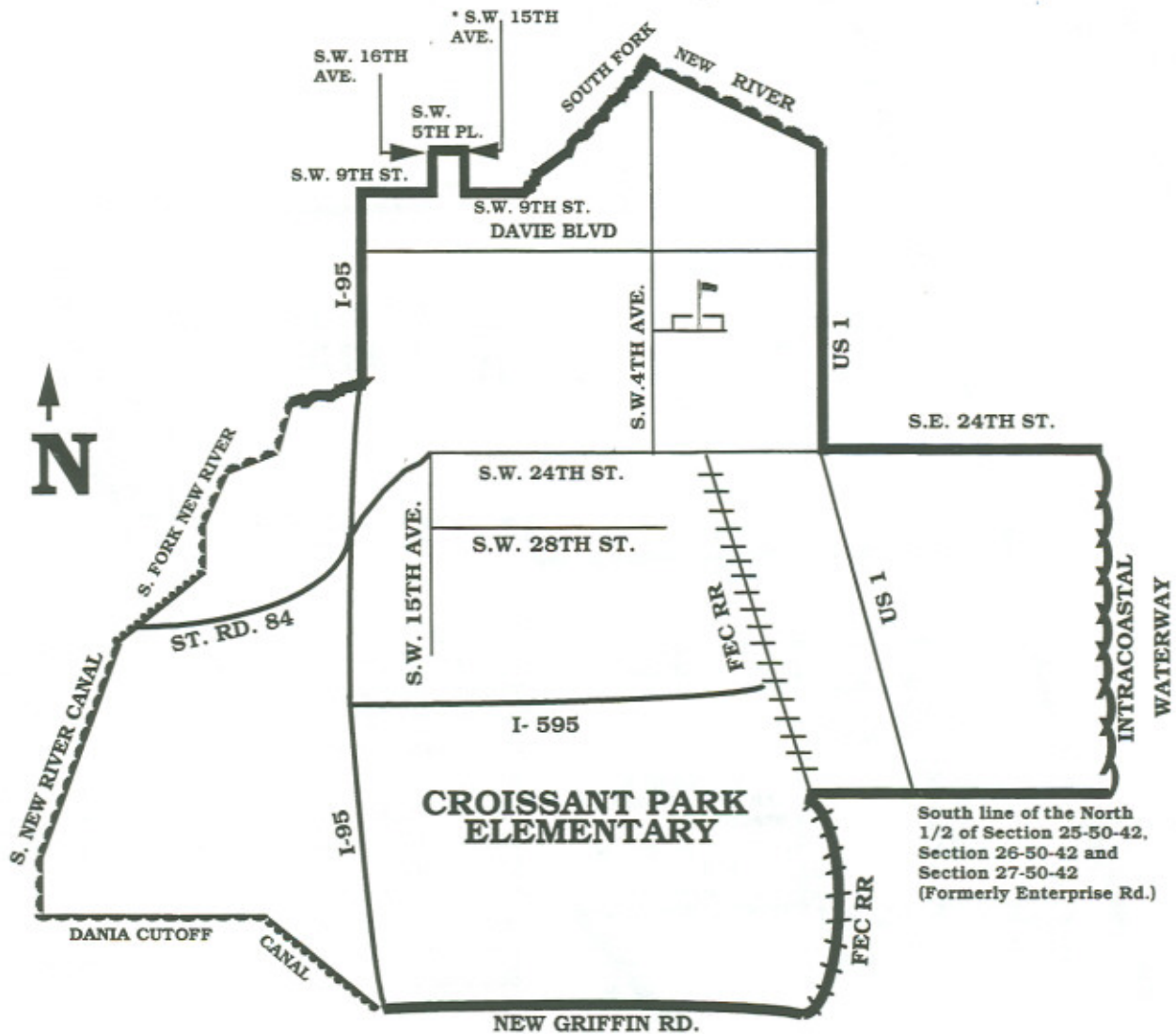
Sixth grade students residing in Cresthaven Elementary school boundary area will be housed at Cresthaven Elementary School in the 1999/2000 school year

**CROISSANT PARK ELEMENTARY**  
 1800 SW 4 AVENUE  
 FORT LAUDERDALE, FLORIDA 33315  
 765-6850

Boundaries in this book are for the 1999/2000 school year only. The boundaries are established annually by the School Board. For current information on boundaries, please contact Pupil Placement at 765-6285

Students who reside south of SW 5th Place, west of SW 15th Avenue (both sides), north of SW 9th Street, and east of SW 16th Avenue, have an option to attend Harbordale Elementary in the 1999/2000 school year.

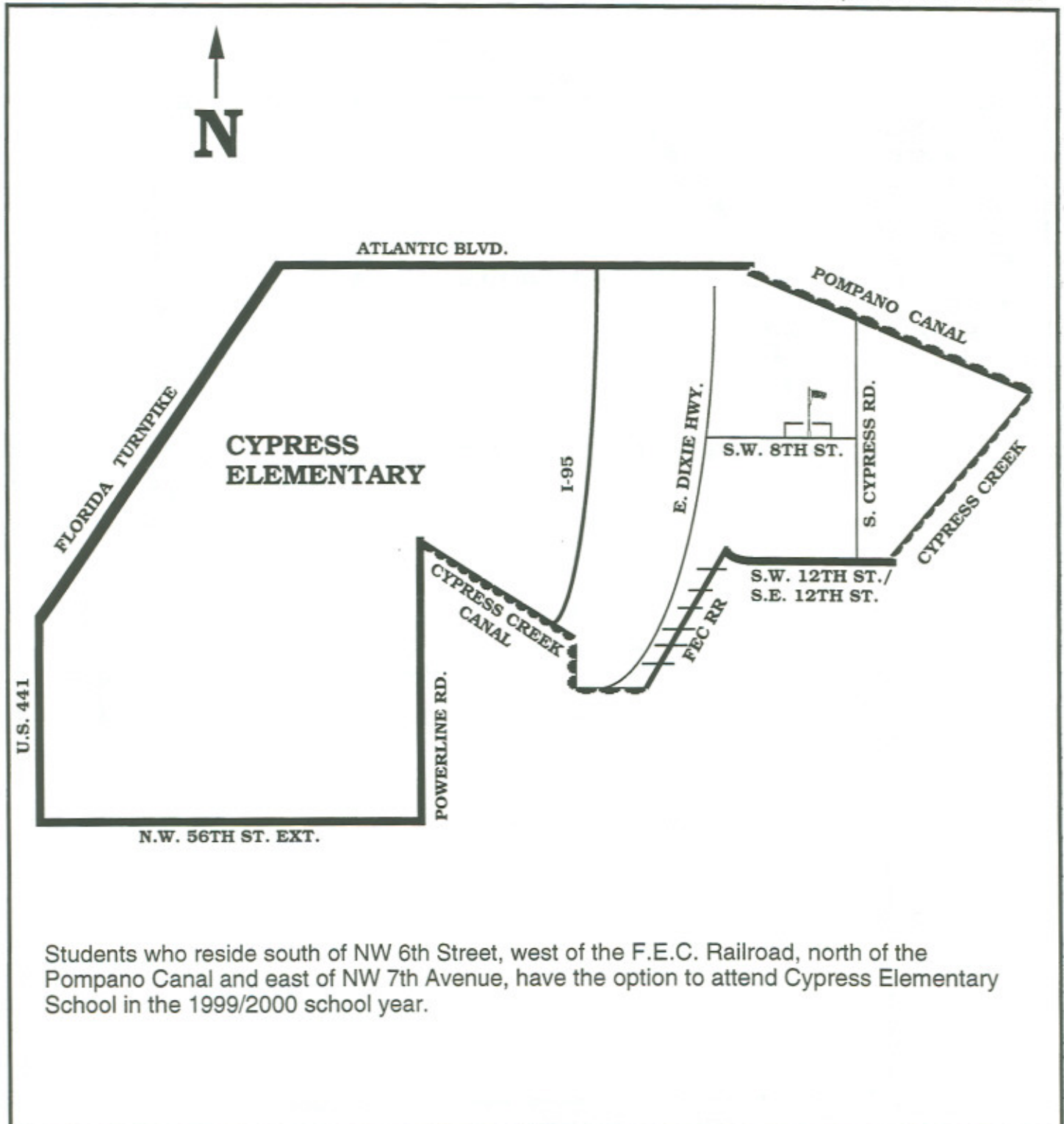
(\* Both sides to Croissant Park Elementary)





**CYPRESS ELEMENTARY**  
851 SW 3 AVENUE  
POMPANO BEACH, FLORIDA 33060  
786-3500

Boundaries in this book are for the 1999/2000 school year only. The boundaries are established annually by the School Board. For current information on boundaries, please contact Pupil Placement at 765-6285



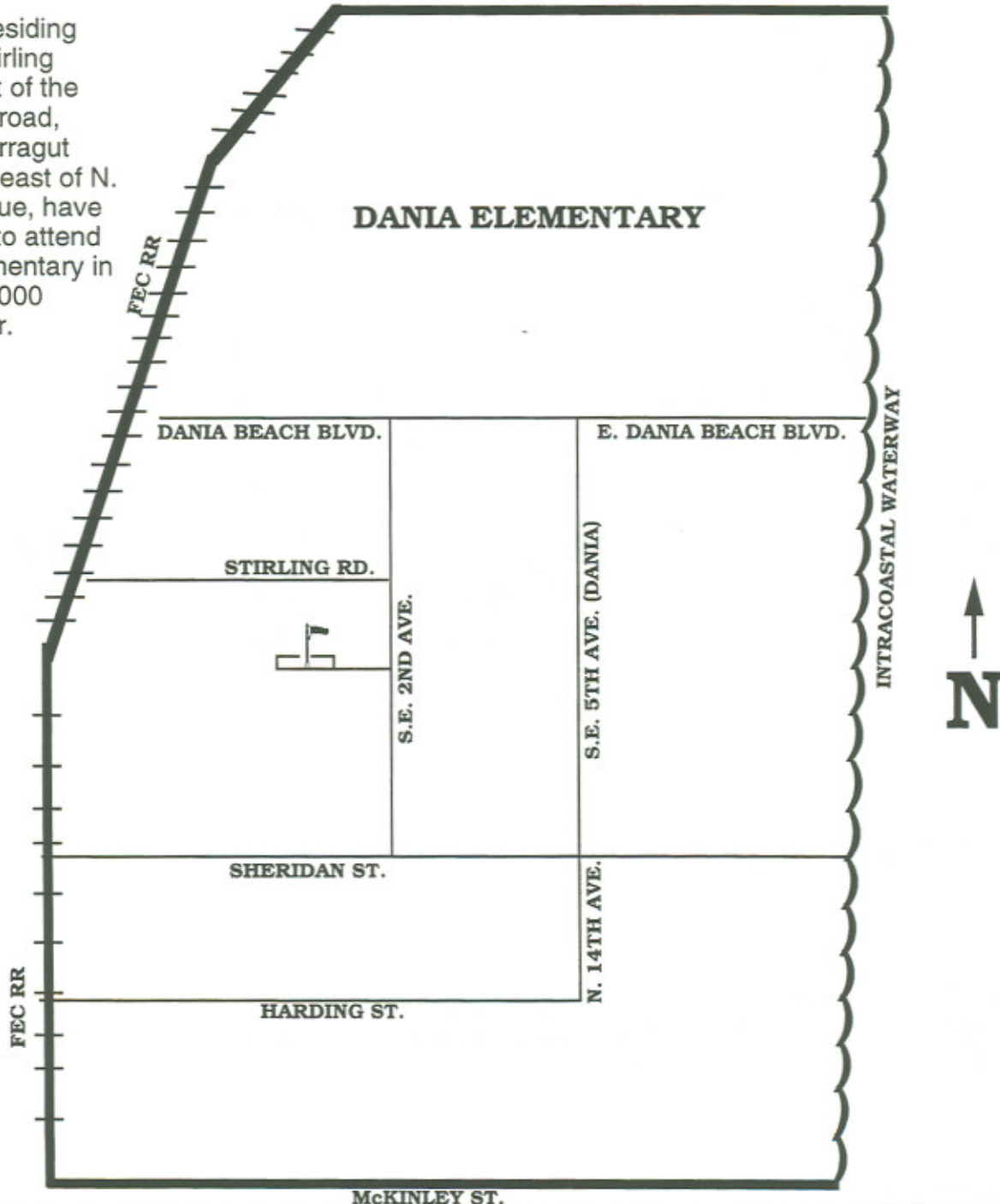
Students who reside south of NW 6th Street, west of the F.E.C. Railroad, north of the Pompano Canal and east of NW 7th Avenue, have the option to attend Cypress Elementary School in the 1999/2000 school year.

**DANIA ELEMENTARY**  
300 SE 2 AVENUE  
DANIA, FLORIDA 33004  
926-0890

Boundaries in this book are for the 1999/2000 school year only. The boundaries are established annually by the School Board. For current information on boundaries, please contact Pupil Placement at 765-6285

South line of the North 1/2 of Section 25-50-42,  
Section 26-50-42 and Section 27-50-42  
(Formerly Enterprise Rd.)

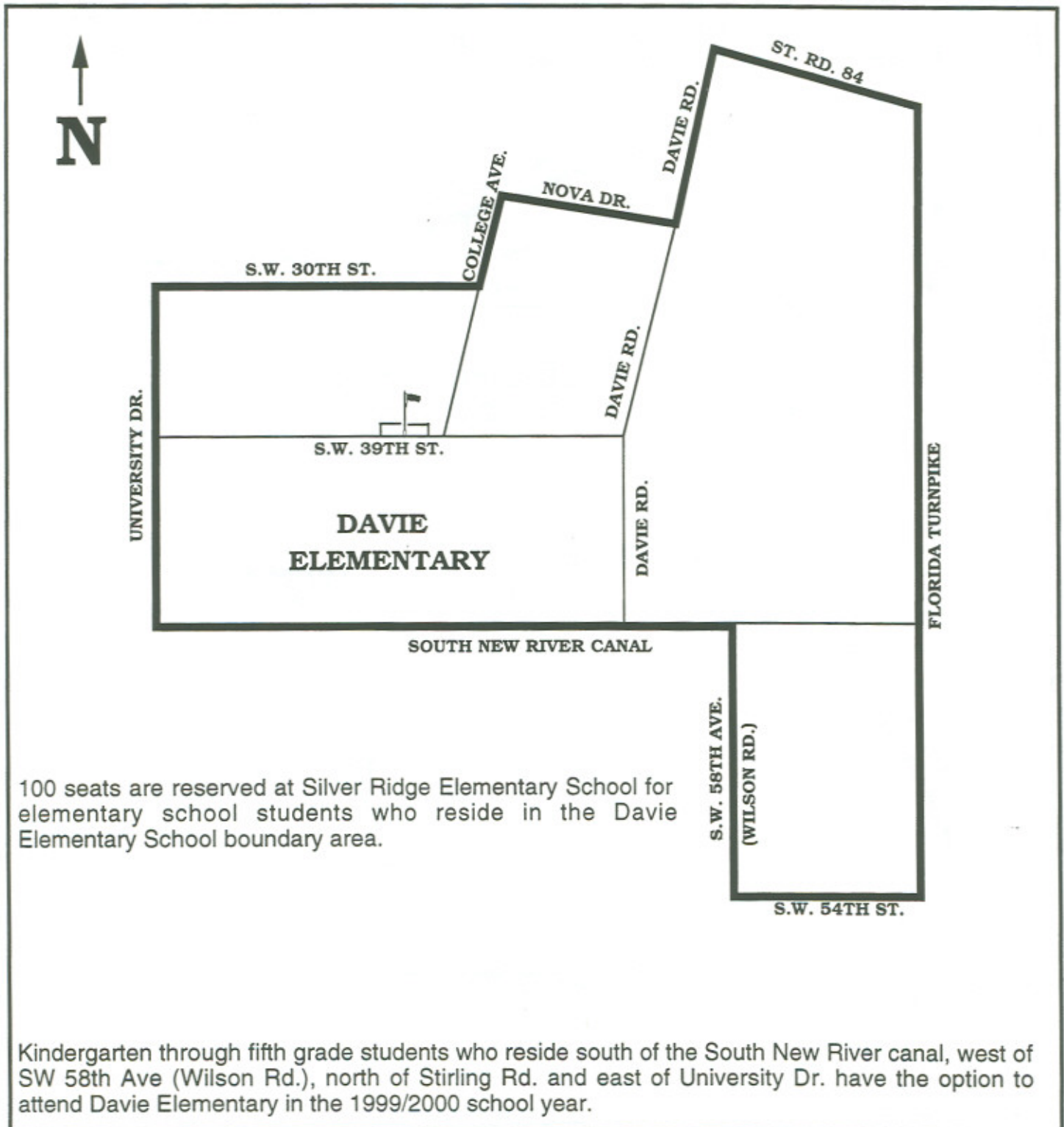
Students residing south of Stirling Road, west of the F.E.C. Railroad, north of Farragut Street and east of N. 22nd Avenue, have the option to attend Dania Elementary in the 1999-2000 school year.





DAVIE ELEMENTARY  
7025 SW 39 STREET  
DAVIE, FLORIDA 33314  
370-1660

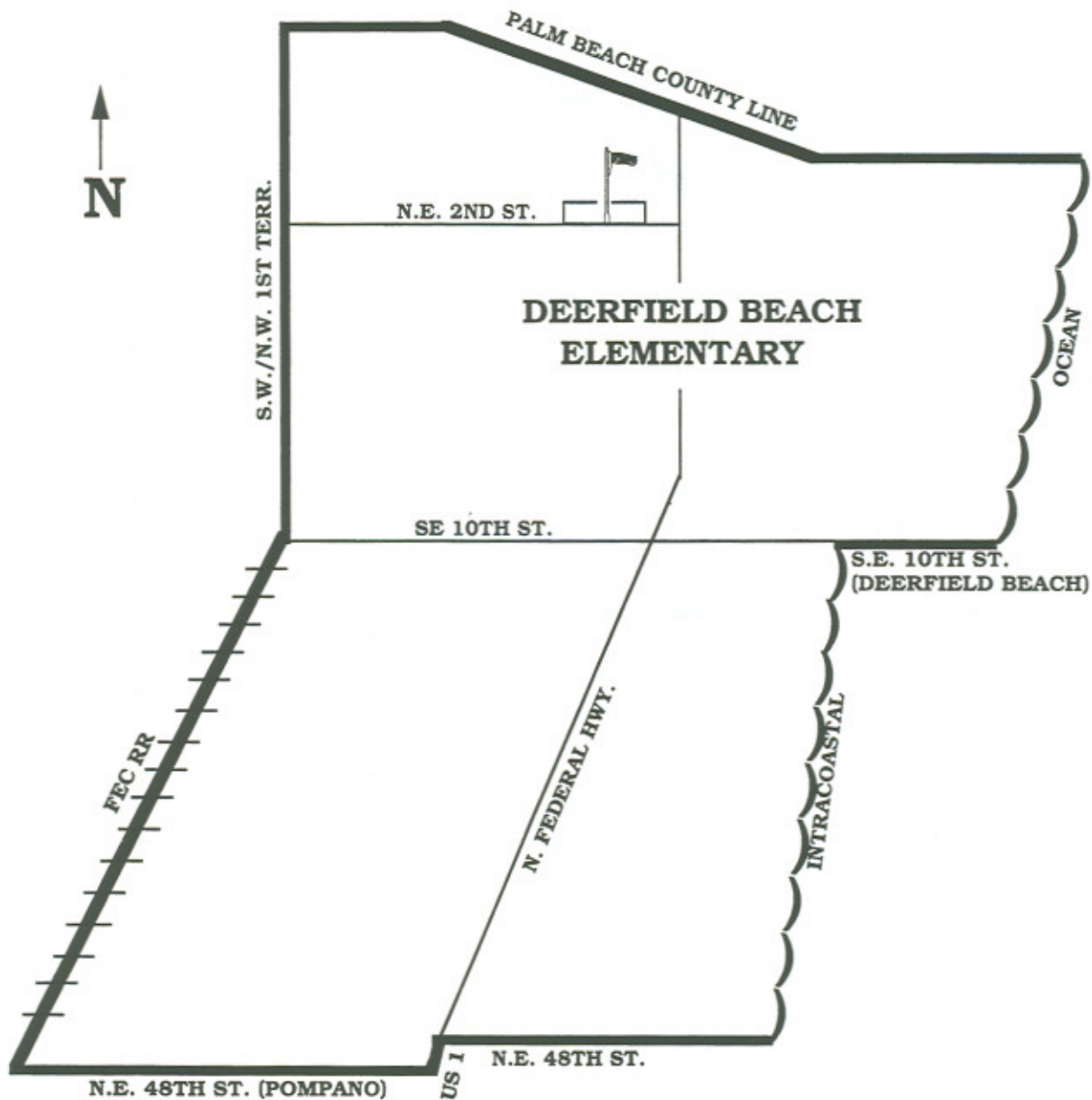
Boundaries in this book are for the 1999/2000 school year only. The boundaries are established annually by the School Board. For current information on boundaries, please contact Pupil Placement at 765-6285



DEERFIELD BEACH ELEMENTARY  
650 NE 1 STREET  
DEERFIELD BEACH, FLORIDA 33314  
481-5757

Boundaries in this book are for the 1999/2000 school year only. The boundaries are established annually by the School Board. For current information on boundaries, please contact Pupil Placement at 765-6285

Sixth grade students residing in Deerfield Beach Elementary school boundary area will be housed at Deerfield Beach Elementary School in the 1999/2000 school year



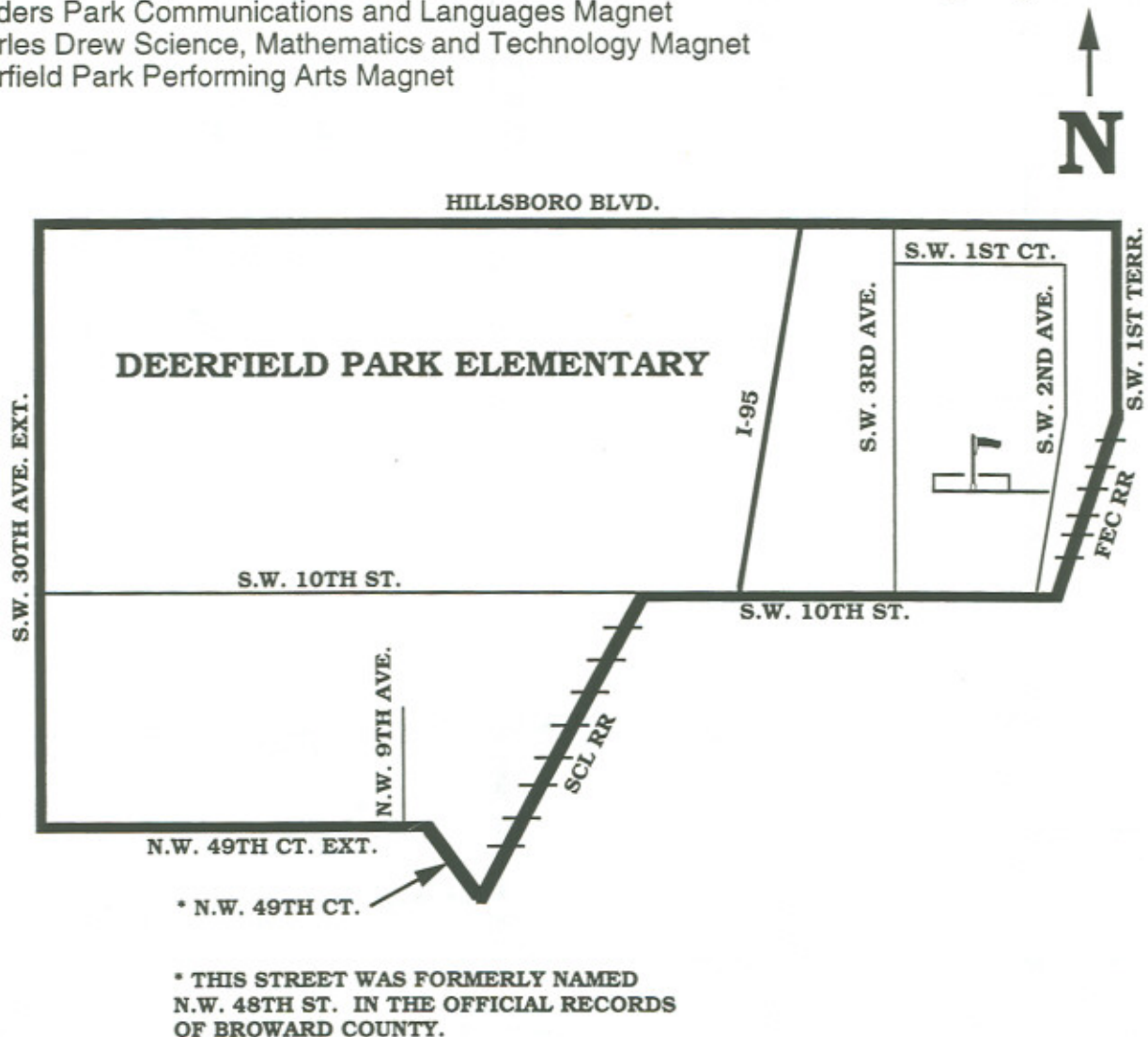


**DEERFIELD PARK ELEMENTARY**  
650 SW 3 AVENUE  
DEERFIELD BEACH, FLORIDA 33441  
481-5777

Boundaries in this book are for the 1999/2000 school year only. The boundaries are established annually by the School Board. For current information on boundaries, please contact Pupil Placement at 765-6285

**A MAGNET SCHOOL FOR THE PERFORMING ARTS:** Students living within this boundary area automatically attend this school. Students residing north of Atlantic Blvd. may apply for admission to this Performing Arts Program. Students will be admitted in accordance with the provisions of School Board Policy #5004.

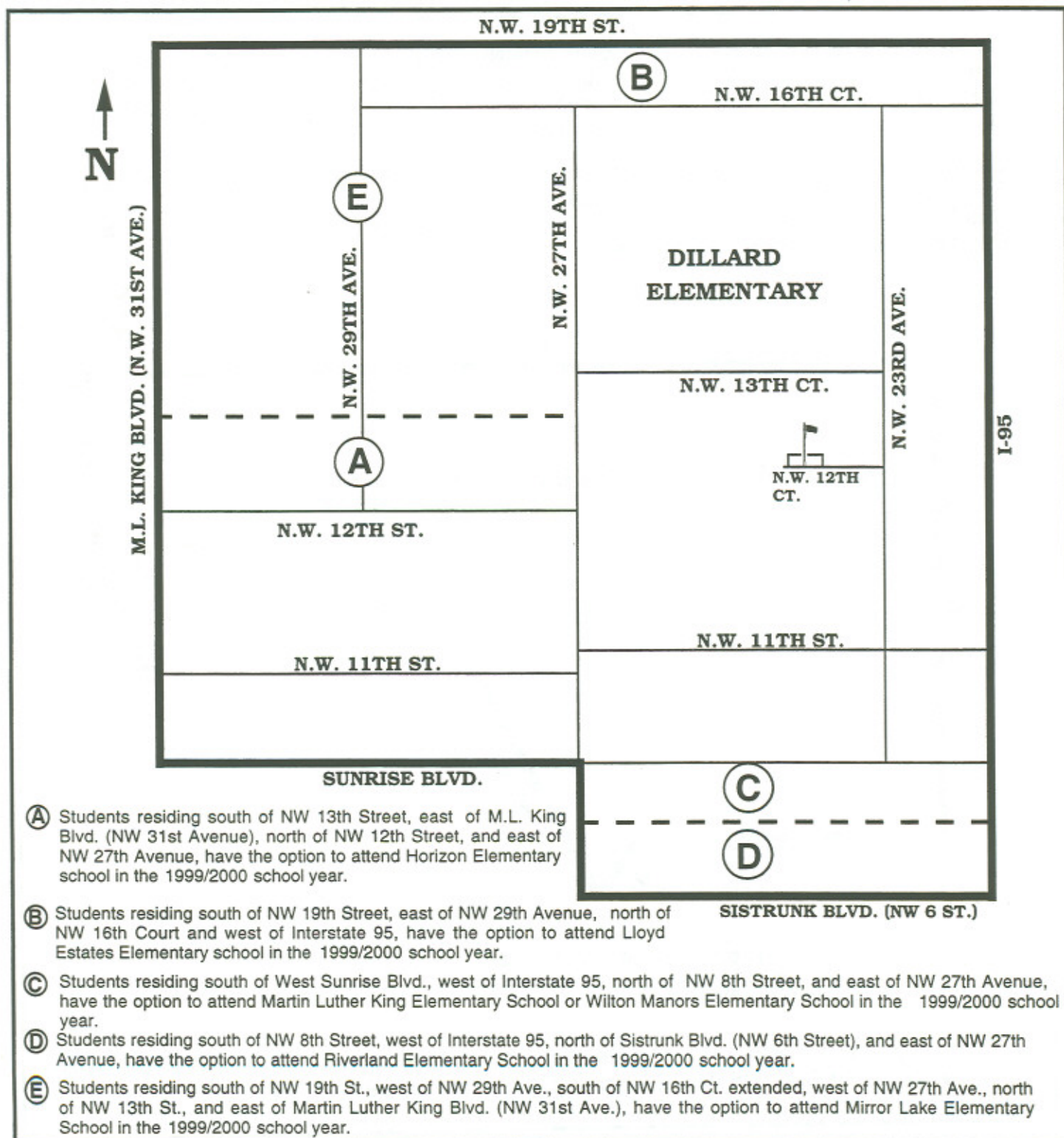
Students residing in this boundary may choose to attend one of the following magnet schools:  
Sanders Park Communications and Languages Magnet  
Charles Drew Science, Mathematics and Technology Magnet  
Deerfield Park Performing Arts Magnet



Sixth grade students residing in Deerfield Park Elementary school boundary area will be housed at Deerfield Park Elementary School in the 1999/2000 school year

**DILLARD ELEMENTARY**  
 2330 NW 12 COURT  
 FORT LAUDERDALE, FLORIDA 33311  
 797-4590

Boundaries in this book are for the 1999/2000 school year only. The boundaries are established annually by the School Board. For current information on boundaries, please contact Pupil Placement at 765-6285



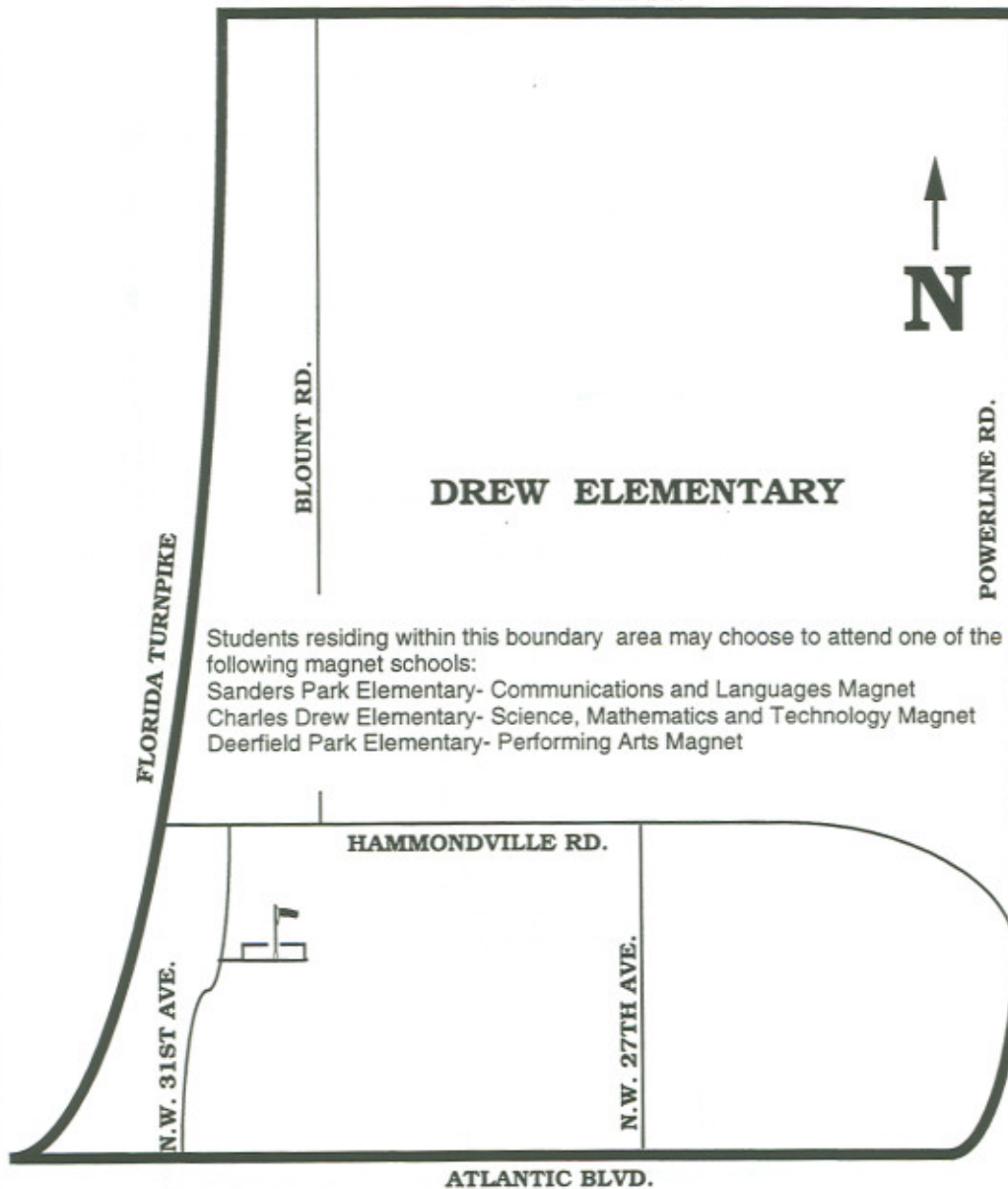


**CHARLES DREW ELEMENTARY**  
1000 NW 31 STREET  
POMPANO BEACH, FLORIDA 33060  
977-2250

Boundaries in this book are for the 1999/2000 school year only. The boundaries are established annually by the School Board. For current information on boundaries, please contact Pupil Placement at 765-6285

**A MAGNET SCHOOL FOR SCIENCE, MATHEMATICS & TECHNOLOGY:** Students living within the boundary area automatically attend this school. Students residing in the North Area of the county may apply for admission to the Science, Mathematics & Technology Program. Students will be admitted in accordance with the provisions of School Board Policy #5004.

N.W. 24TH ST.



Students residing within this boundary area may choose to attend one of the following magnet schools:  
Sanders Park Elementary- Communications and Languages Magnet  
Charles Drew Elementary- Science, Mathematics and Technology Magnet  
Deerfield Park Elementary- Performing Arts Magnet

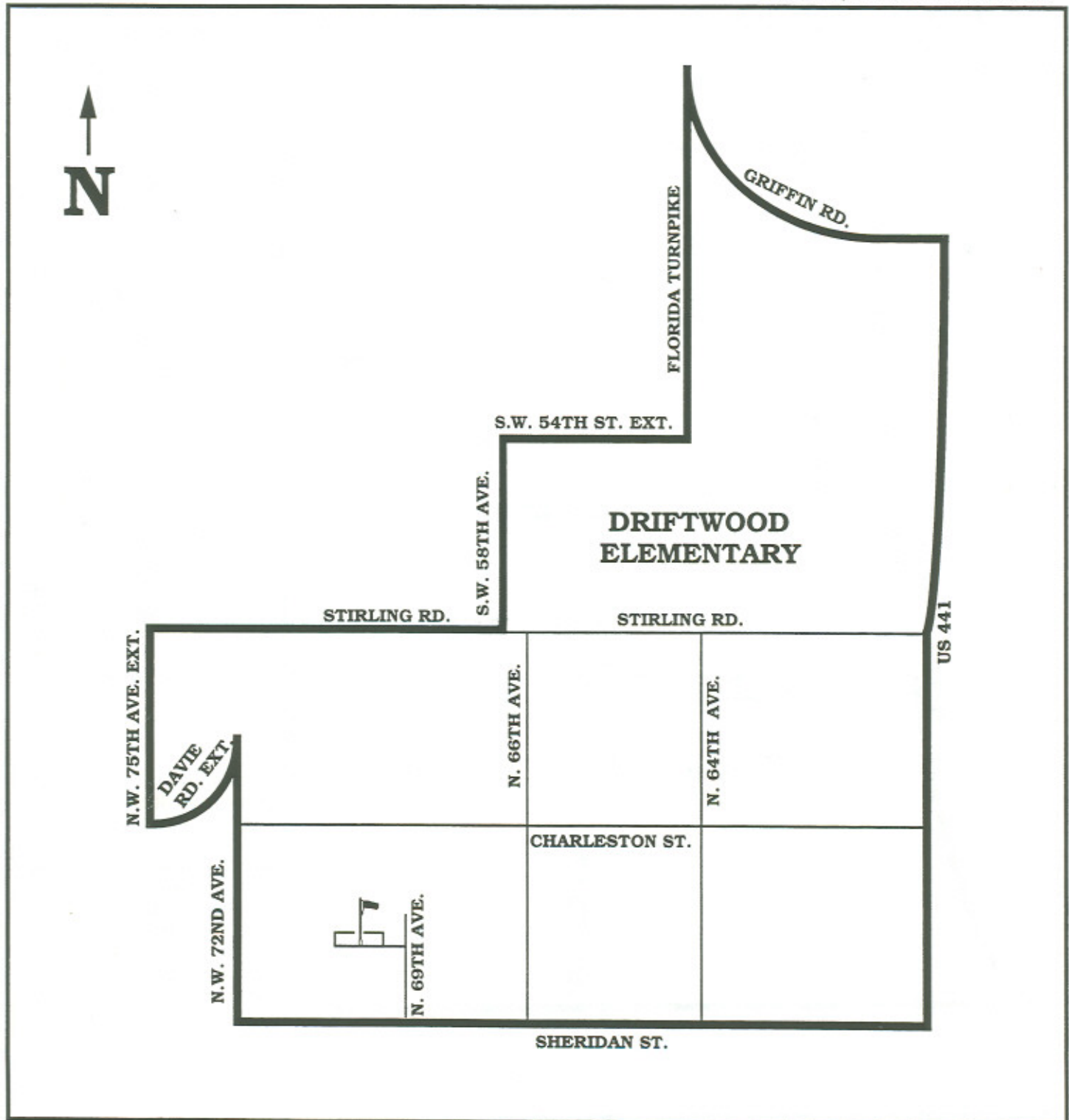
Students who reside south of NW 7th Street Extended, west of NW 23rd Avenue, south of NW 6th Street, west of Powerline Road, north of NW 3rd Street and east of NW 27th Avenue, have the option to attend Atlantic West Elementary school for the 1999/2000 school year.

Students who reside south of NW 5th Street Extended and NW 5th Street, west of NW 28th Avenue extended, south of NW 3rd Street, west of Powerline Road, north of W. Atlantic Blvd. and east of the Florida Turnpike, have the option to attend Broadview Elementary school for the 1999/2000 school year.

Students who reside south of NW 6th Street Extended and NW 6th Street, west of NW 27th Avenue, north of NW 3rd Street, east of NW 28th Avenue extended, north of NW 5th Street and NW 5th Street Extended, and east of the Florida Turnpike, have the option to attend Margate Elementary school for the 1999/2000 school year.

**DRIFTWOOD ELEMENTARY**  
2700 NW 69 AVENUE  
HOLLYWOOD, FLORIDA 33024  
985-3050

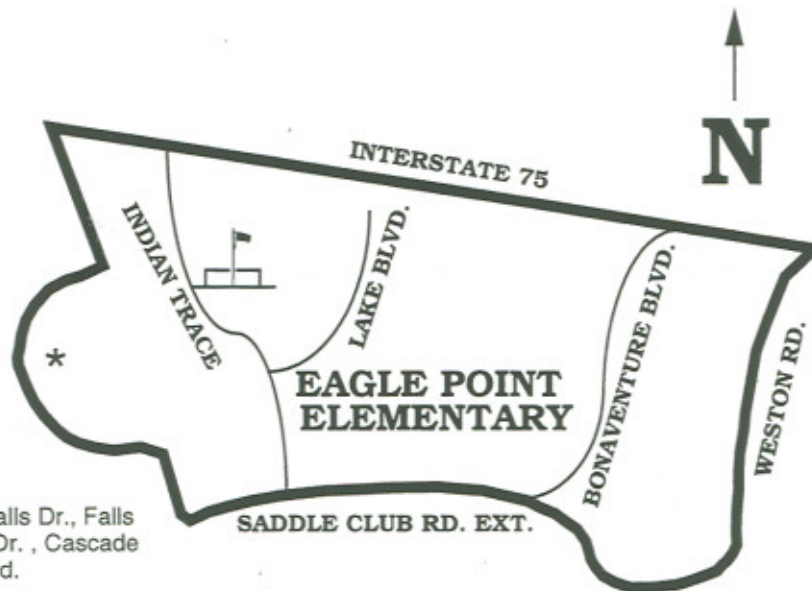
Boundaries in this book are for the 1999/2000 school year only. The boundaries are established annually by the School Board. For current information on boundaries, please contact Pupil Placement at 765-6285





**EAGLE POINT ELEMENTARY**  
100 INDIAN TRACE  
FORT LAUDERDALE, FLORIDA 33326  
384-2770

Boundaries in this book are for the 1999/2000 school year only. The boundaries are established annually by the School Board. For current information on boundaries, please contact Pupil Placement at 765-6285



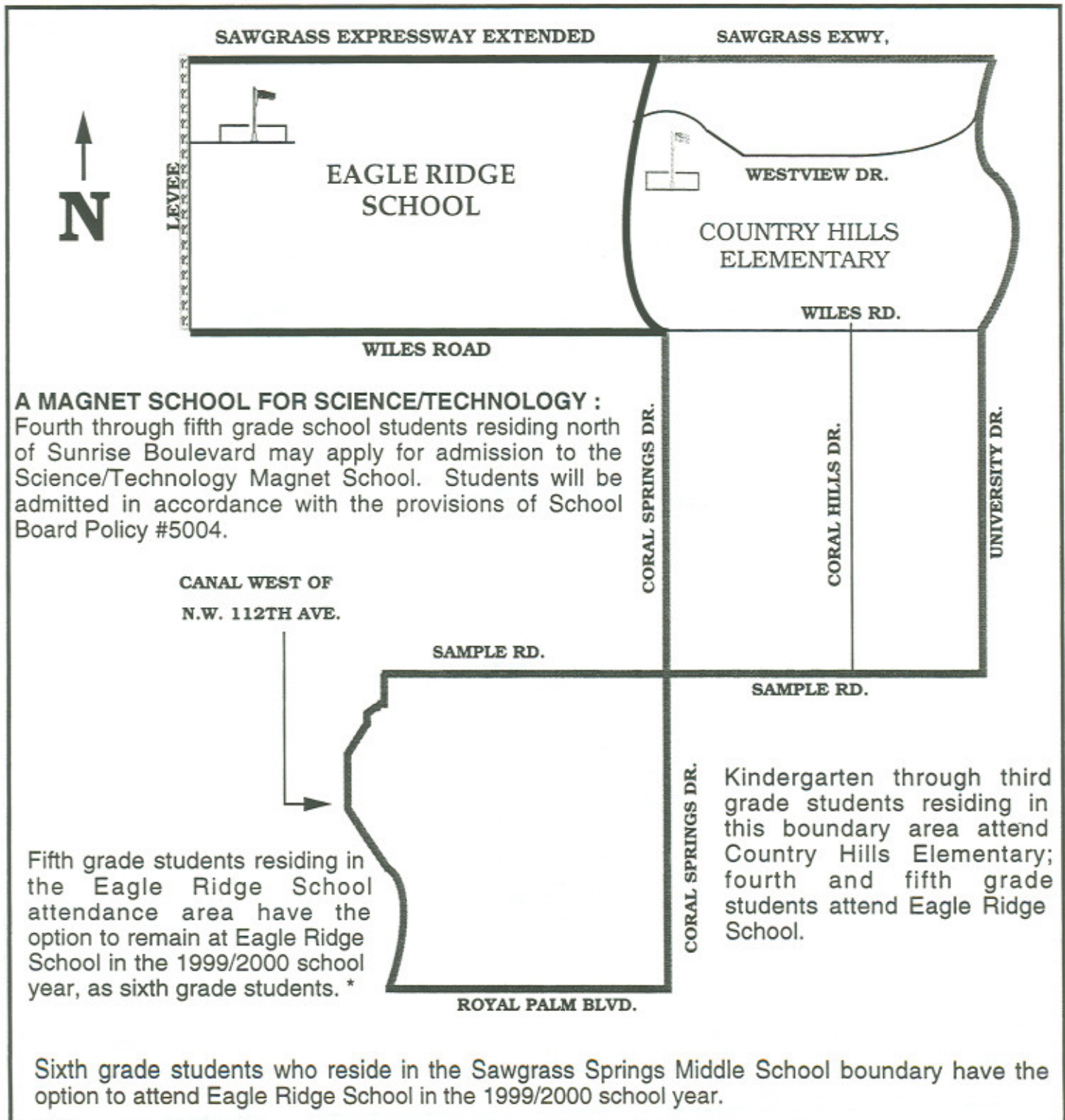
\* Lake about Cedar Falls Dr., Falls Blvd., Savannah Falls Dr., Cascade Falls Dr. and Falls Blvd.



Students living on both sides of U.S. 27, in seasonal or temporary facilities, from Sheridan Street extended north to the Palm Beach County line will attend Country Isles Elementary in the 1999/2000 school year.

**EAGLE RIDGE SCHOOL**  
11500 WESTVIEW DRIVE  
CORAL SPRINGS, FLORIDA 33067  
796-5075

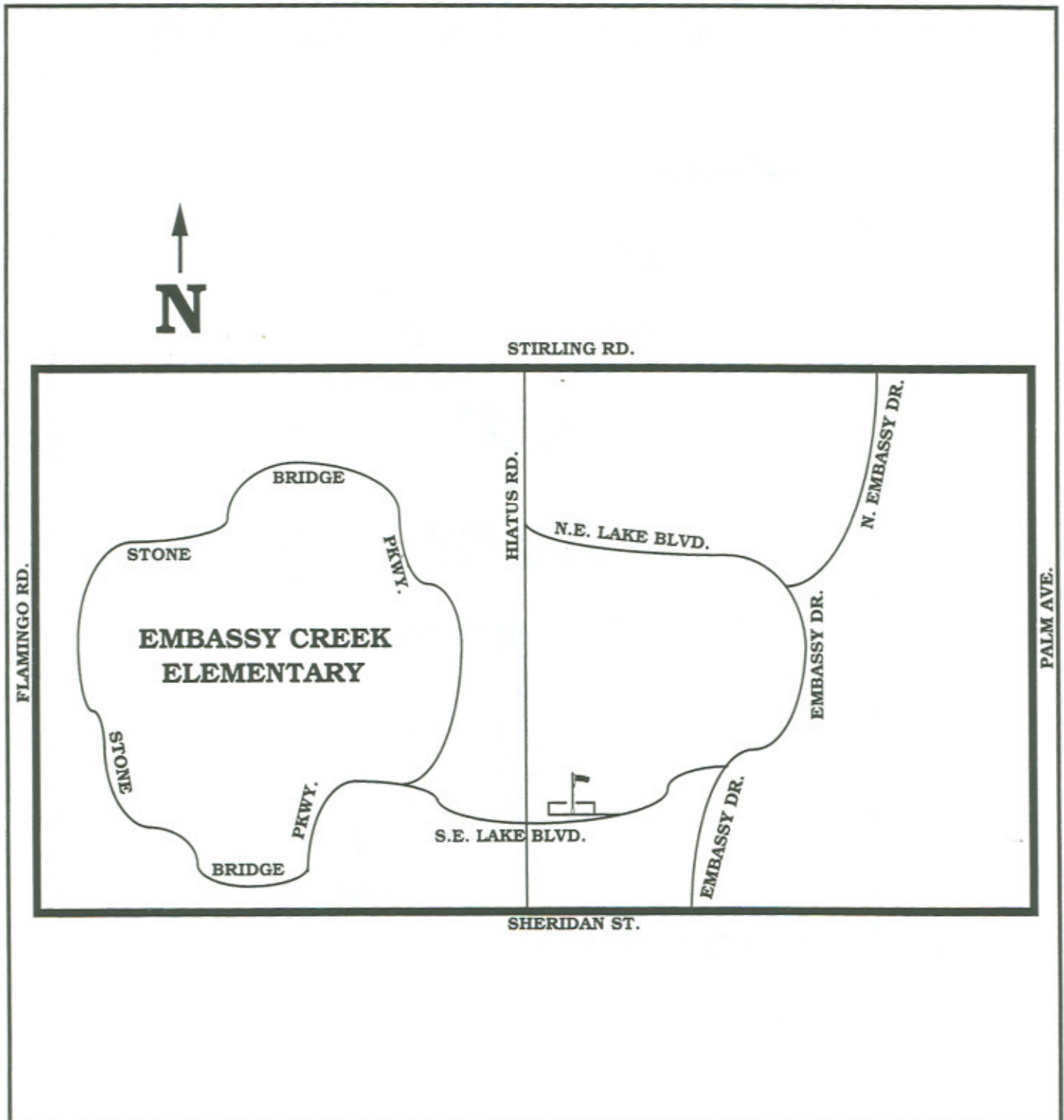
Boundaries in this book are for the 1999/2000 school year only. The boundaries are established annually by the School Board. For current information on boundaries, please contact Pupil Placement at 765-6285





EMBASSY CREEK ELEMENTARY  
10905 SE LAKE BOULEVARD  
COOPER CITY, FLORIDA 33026  
680-1000

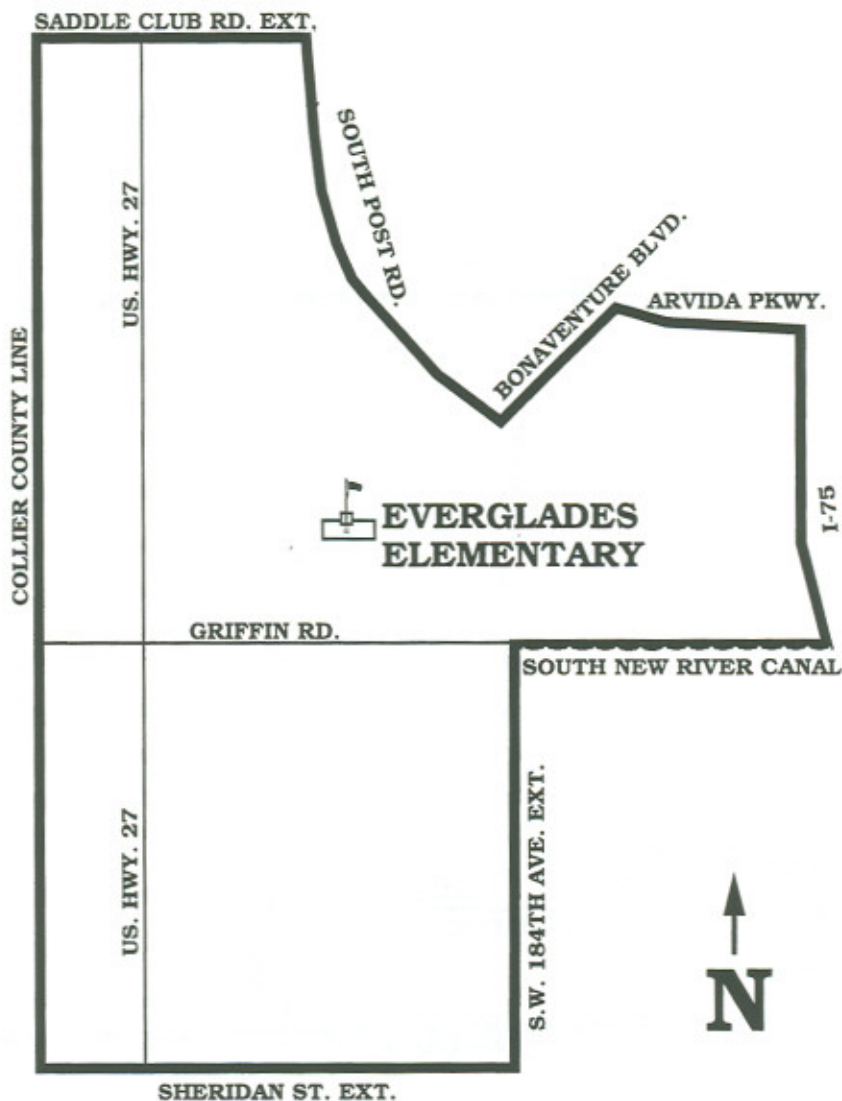
Boundaries in this book are for the 1999/2000 school year only. The boundaries are established annually by the School Board. For current information on boundaries, please contact Pupil Placement at 765-6285



**EVERGLADES ELEMENTARY**  
2903 BONAVENTURE BLVD.  
WESTON, FLORIDA 33326  
384-5110

Boundaries in this book are for the 1999/2000 school year only. The boundaries are established annually by the School Board. For current information on boundaries, please contact Pupil Placement at 765-6285

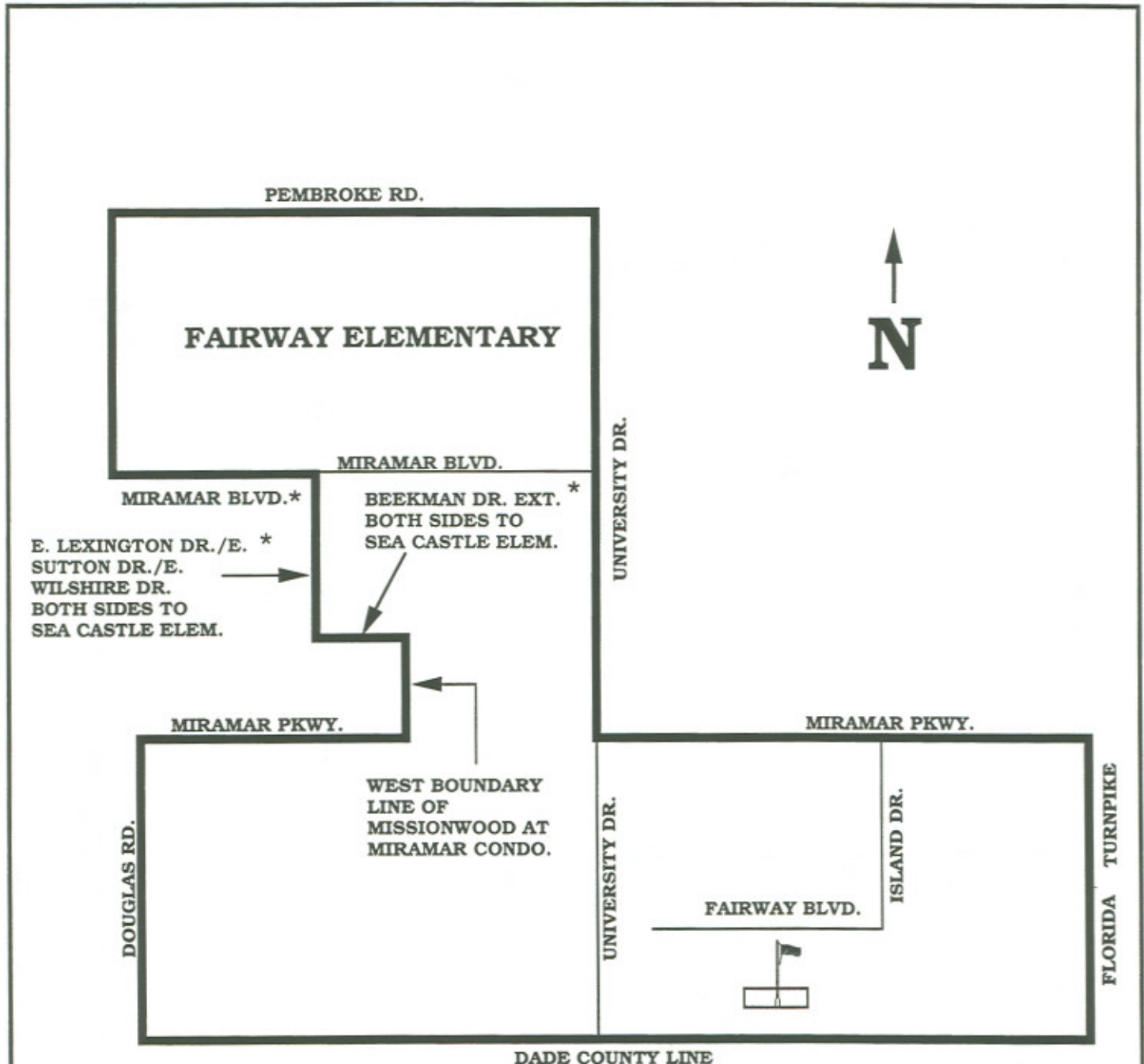
Students living on both sides of U.S. 27, in seasonal or temporary facilities, from Sheridan Street extended north to the Palm Beach County line will attend Country Isles Elementary in the 1999/2000 school year.





**FAIRWAY ELEMENTARY**  
 7850 FAIRWAY BLVD.  
 MIRAMAR, FLORIDA 33023  
 985-5475

Boundaries in this book are for the 1999/2000 school year only. The boundaries are established annually by the School Board. For current information on boundaries, please contact Pupil Placement at 765-6285

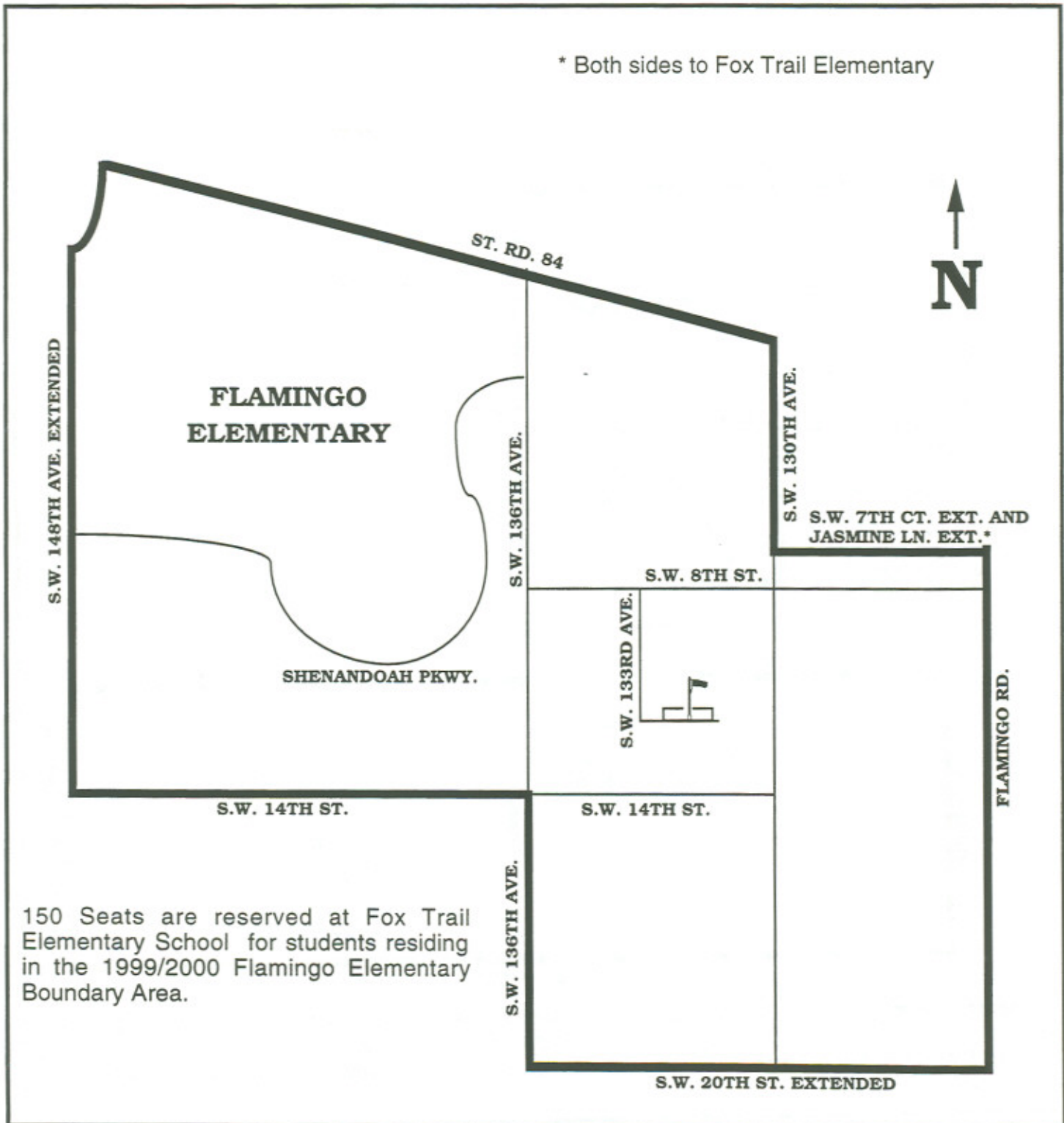


Students residing south of Pembroke Road, west of SW 34th Ave. extended, north of SW 21st St., west of SW 42nd Ave., north of SW 23rd St., east of SW 46th Ave., north of SW 19th Street, and east of SW 48th Ave., have the option to attend Fairway Elementary school in the 1999/2000 school year.

**FLAMINGO ELEMENTARY**  
1130 SW 133 AVENUE  
DAVIE, FLORIDA 33325  
370-1630

Boundaries in this book are for the 1999/2000 school year only. The boundaries are established annually by the School Board. For current information on boundaries, please contact Pupil Placement at 765-6285

\* Both sides to Fox Trail Elementary

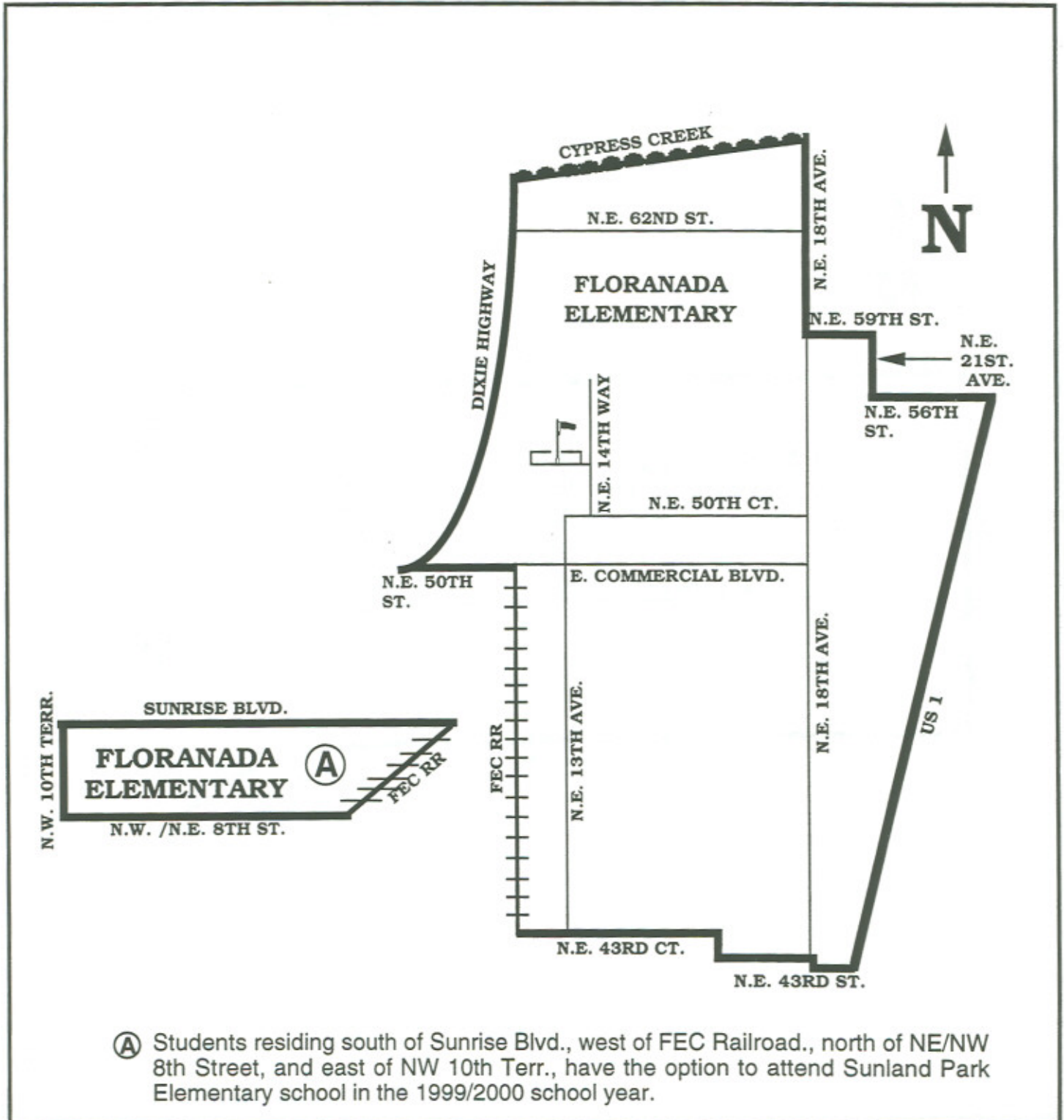


150 Seats are reserved at Fox Trail Elementary School for students residing in the 1999/2000 Flamingo Elementary Boundary Area.



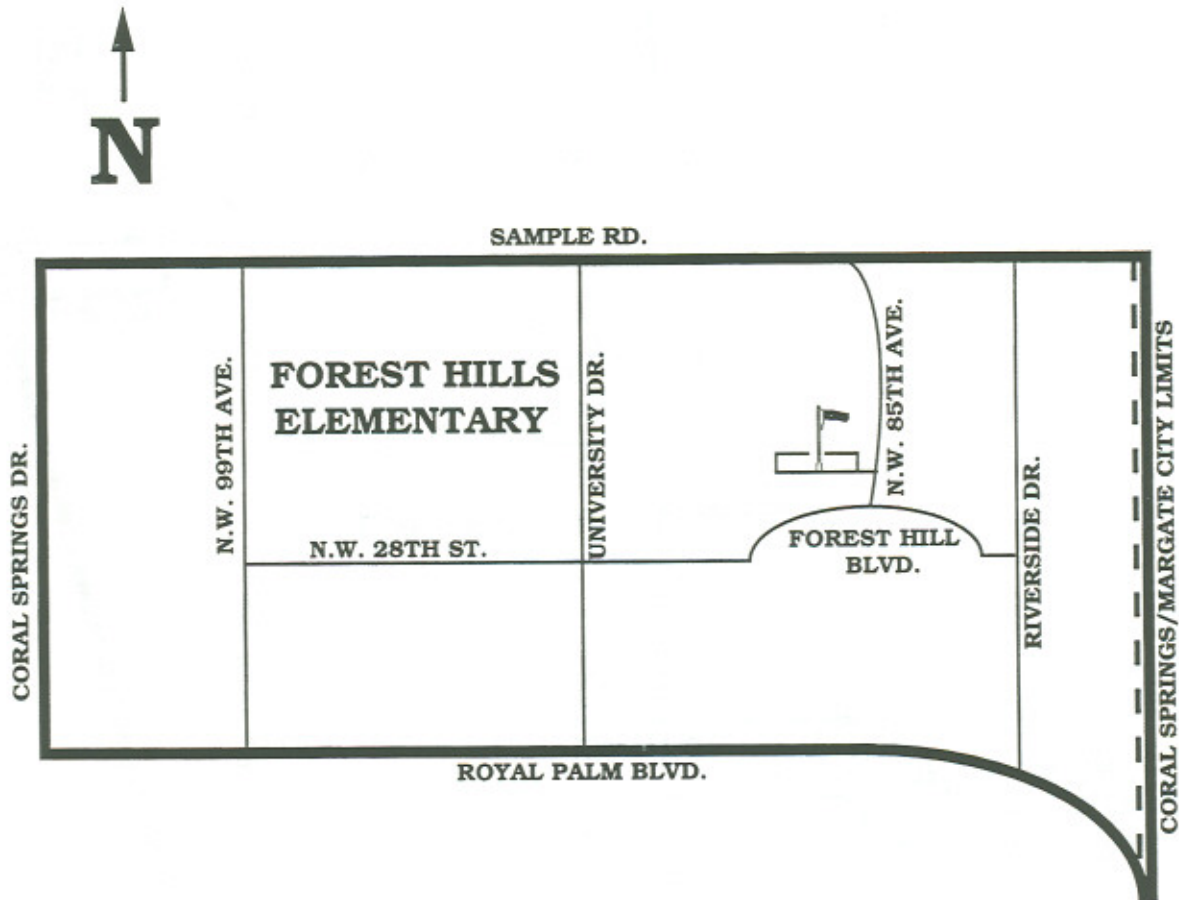
**FLORANADA ELEMENTARY**  
 5251 NE 14 WAY  
 FORT LAUDERDALE, FLORIDA 33334  
 928-0380

Boundaries in this book are for the 1999/2000 school year only. The boundaries are established annually by the School Board. For current information on boundaries, please contact Pupil Placement at 765-6285



**FOREST HILLS ELEMENTARY**  
3100 NW 85 AVENUE  
CORAL SPRINGS, FLORIDA 33065  
344-5880

Boundaries in this book are for the 1999/2000 school year only. The boundaries are established annually by the School Board. For current information on boundaries, please contact Pupil Placement at 765-6285

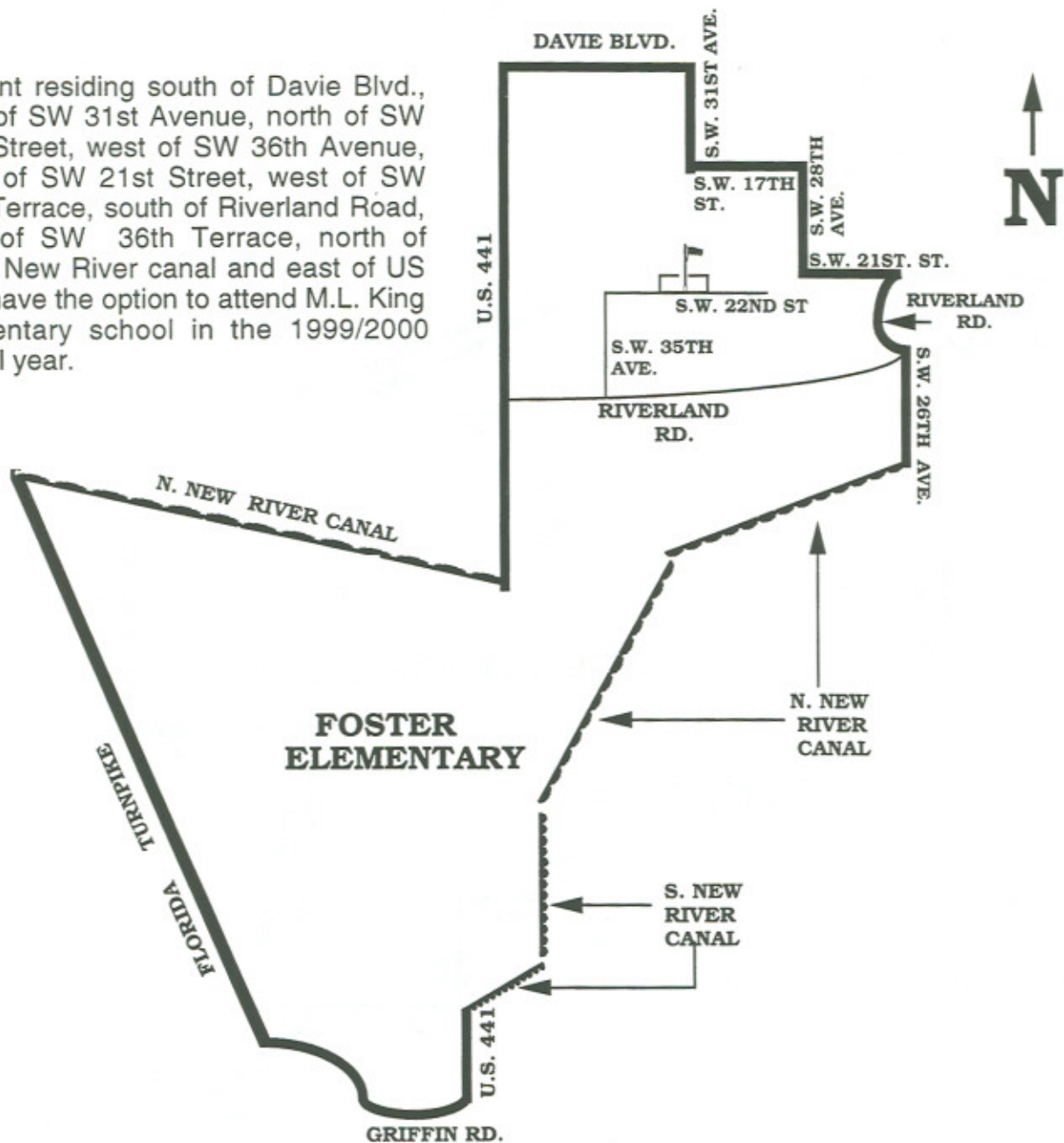




**STEPHEN FOSTER ELEMENTARY**  
3471 SW 22 STREET  
FORT LAUDERDALE, FLORIDA 33312  
797-4280

Boundaries in this book are for the 1999/2000 school year only. The boundaries are established annually by the School Board. For current information on boundaries, please contact Pupil Placement at 765-6285

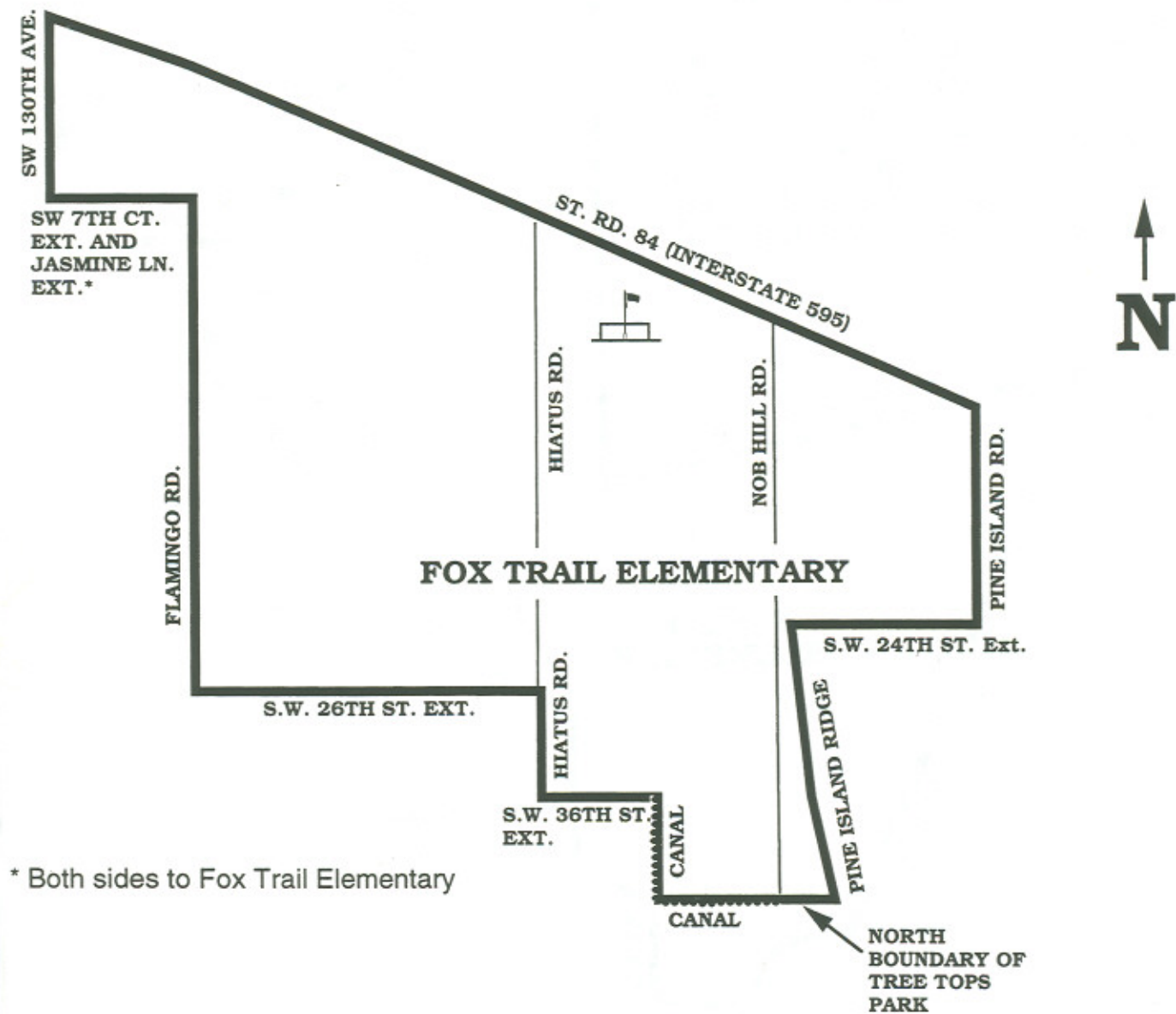
Student residing south of Davie Blvd., west of SW 31st Avenue, north of SW 18th Street, west of SW 36th Avenue, north of SW 21st Street, west of SW 36th Terrace, south of Riverland Road, west of SW 36th Terrace, north of North New River canal and east of US 441, have the option to attend M.L. King Elementary school in the 1999/2000 school year.



**FOX TRAIL ELEMENTARY**  
1250 NOB HILL ROAD  
DAVIE, FLORIDA 33325

Boundaries in this book are for the 1999/2000 school year only. The boundaries are established annually by the School Board. For current information on boundaries, please contact Pupil Placement at 765-6285

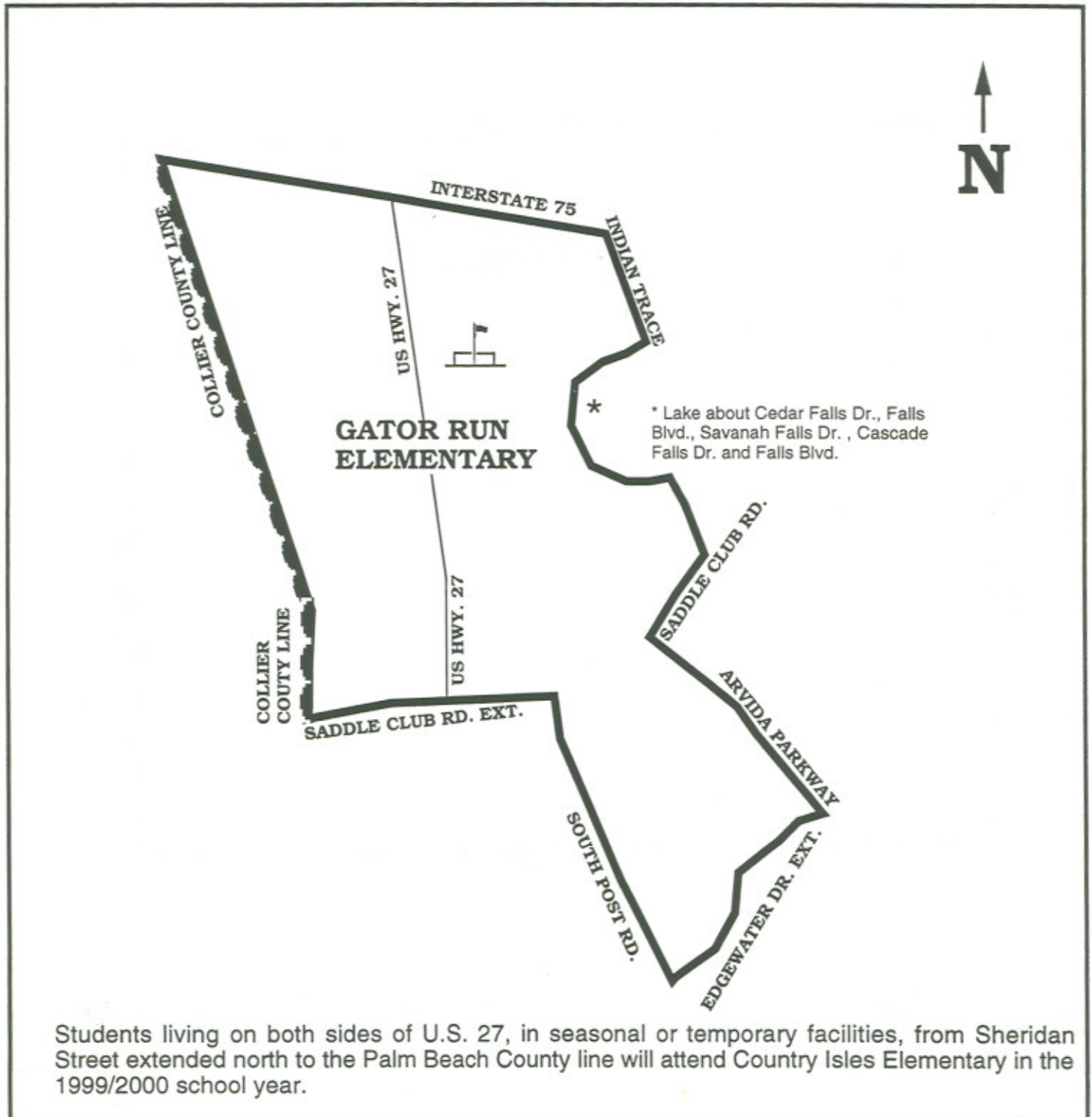
150 Seats are reserved at Fox Trail Elementary School for students residing in the 1999/2000 Flamingo Elementary Boundary Area.





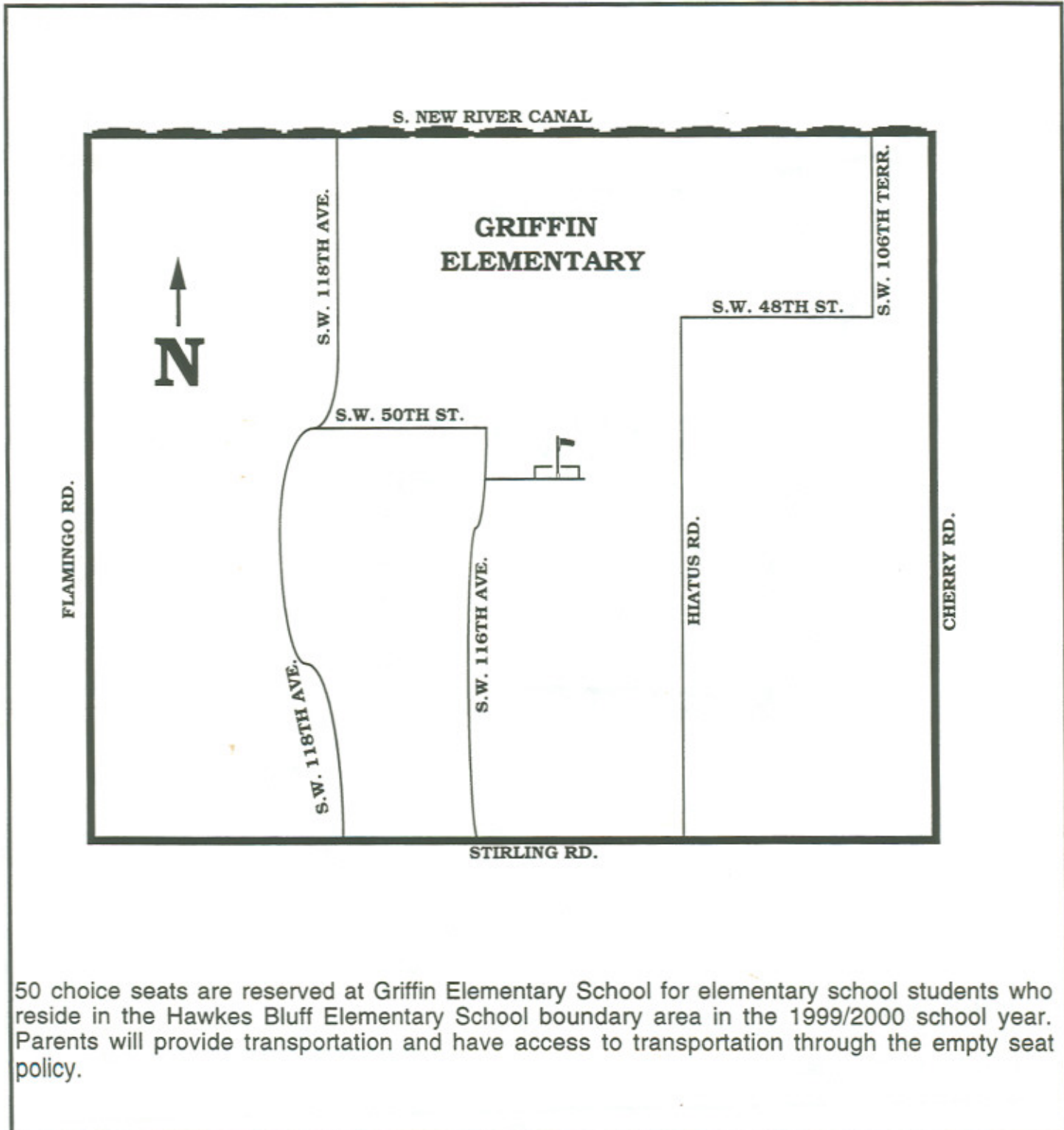
**GATOR RUN ELEMENTARY**  
1101 ARVIDA PARKWAY  
WESTON, FLORIDA 33327

Boundaries in this book are for the 1999/2000 school year only. The boundaries are established annually by the School Board. For current information on boundaries, please contact Pupil Placement at 765-6285



**GRIFFIN ELEMENTARY**  
5050 SW 116 AVENUE  
COOPER CITY, FLORIDA 33330  
680-1070

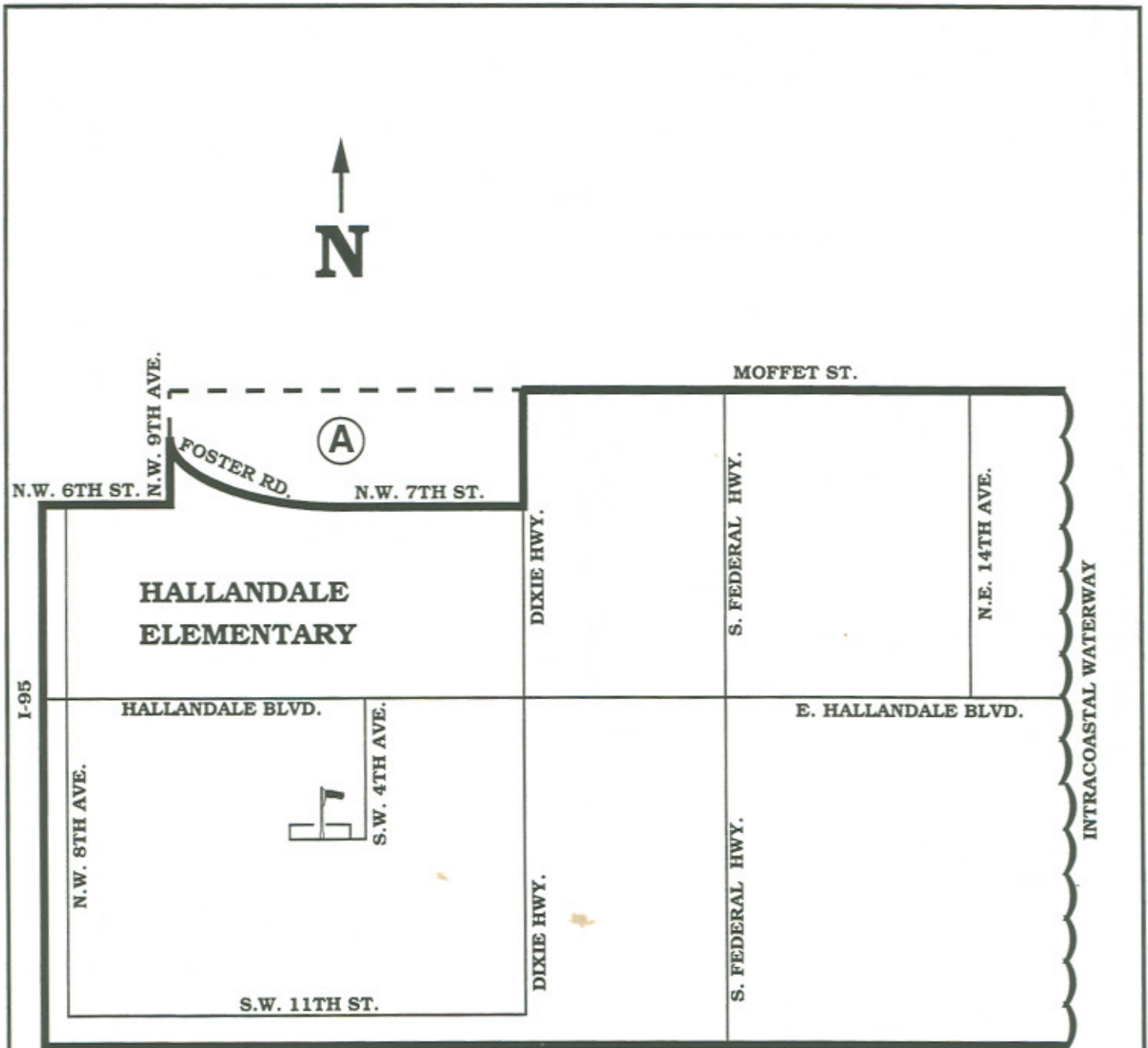
Boundaries in this book are for the 1999/2000 school year only. The boundaries are established annually by the School Board. For current information on boundaries, please contact Pupil Placement at 765-6285



50 choice seats are reserved at Griffin Elementary School for elementary school students who reside in the Hawkes Bluff Elementary School boundary area in the 1999/2000 school year. Parents will provide transportation and have access to transportation through the empty seat policy.

**HALLANDALE ELEMENTARY**  
 120 SW 4 AVENUE  
 HALLANDALE, FLORIDA 33009  
 457-2520

Boundaries in this book are for the 1999/2000 school year only. The boundaries are established annually by the School Board. For current information on boundaries, please contact Pupil Placement at 765-6285



- Ⓐ Students residing south of Pembroke Road, west of FEC Railroad., north of NW 7th Street and Foster Road, and east of NW 9th Ave., have the option to attend Hallandale Elementary school in the 1999/2000 school year.

NOTE: Hallandale Elementary School has a year-round multi-track educational calendar. Contact the school for more information.

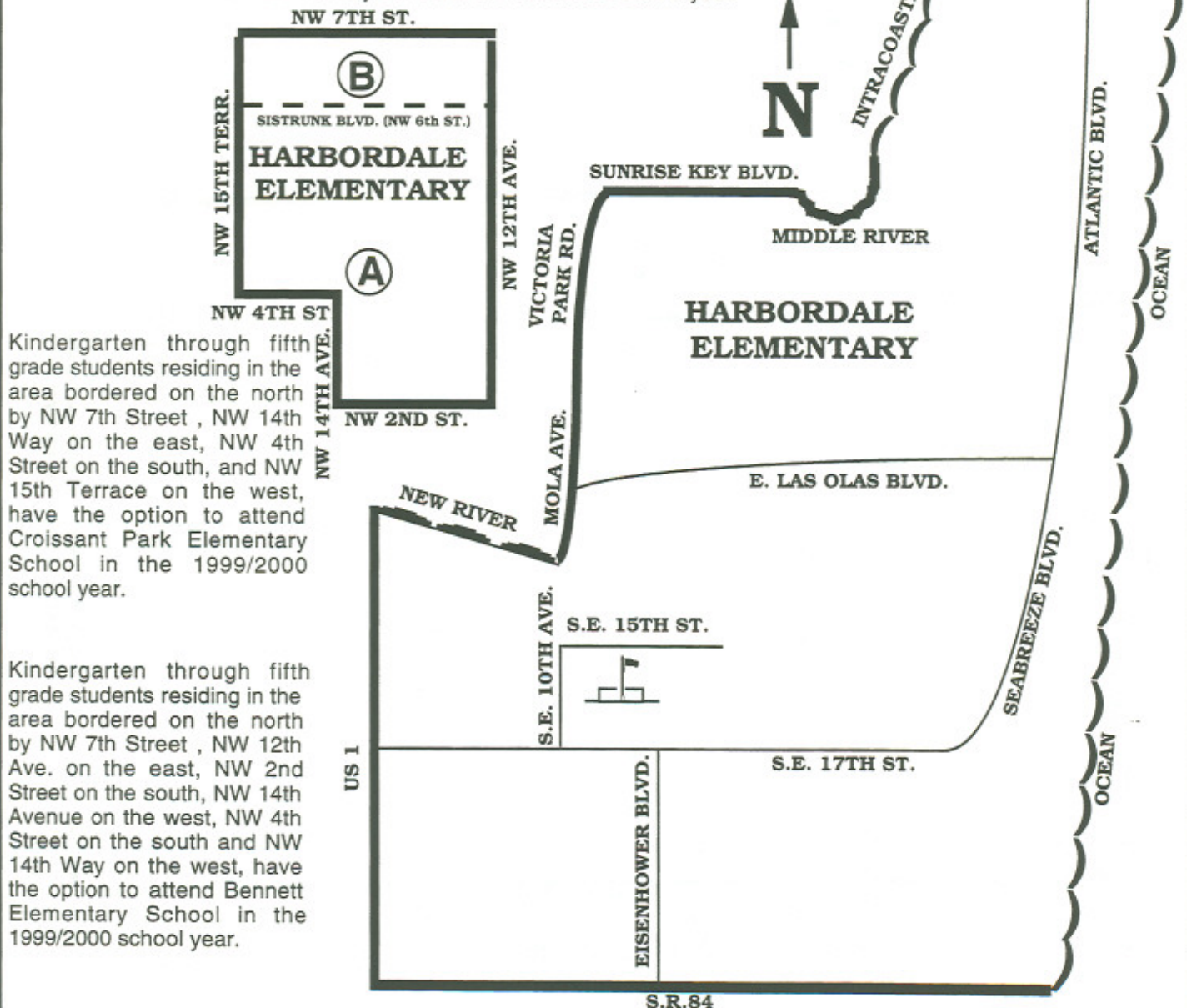


**HARBORDALE ELEMENTARY**  
 900 SE 15 STREET  
 FORT LAUDERDALE, FLORIDA 33316  
 765-6862

Boundaries in this book are for the 1999/2000 school year only. The boundaries are established annually by the School Board. For current information on boundaries, please contact Pupil Placement at 765-6285

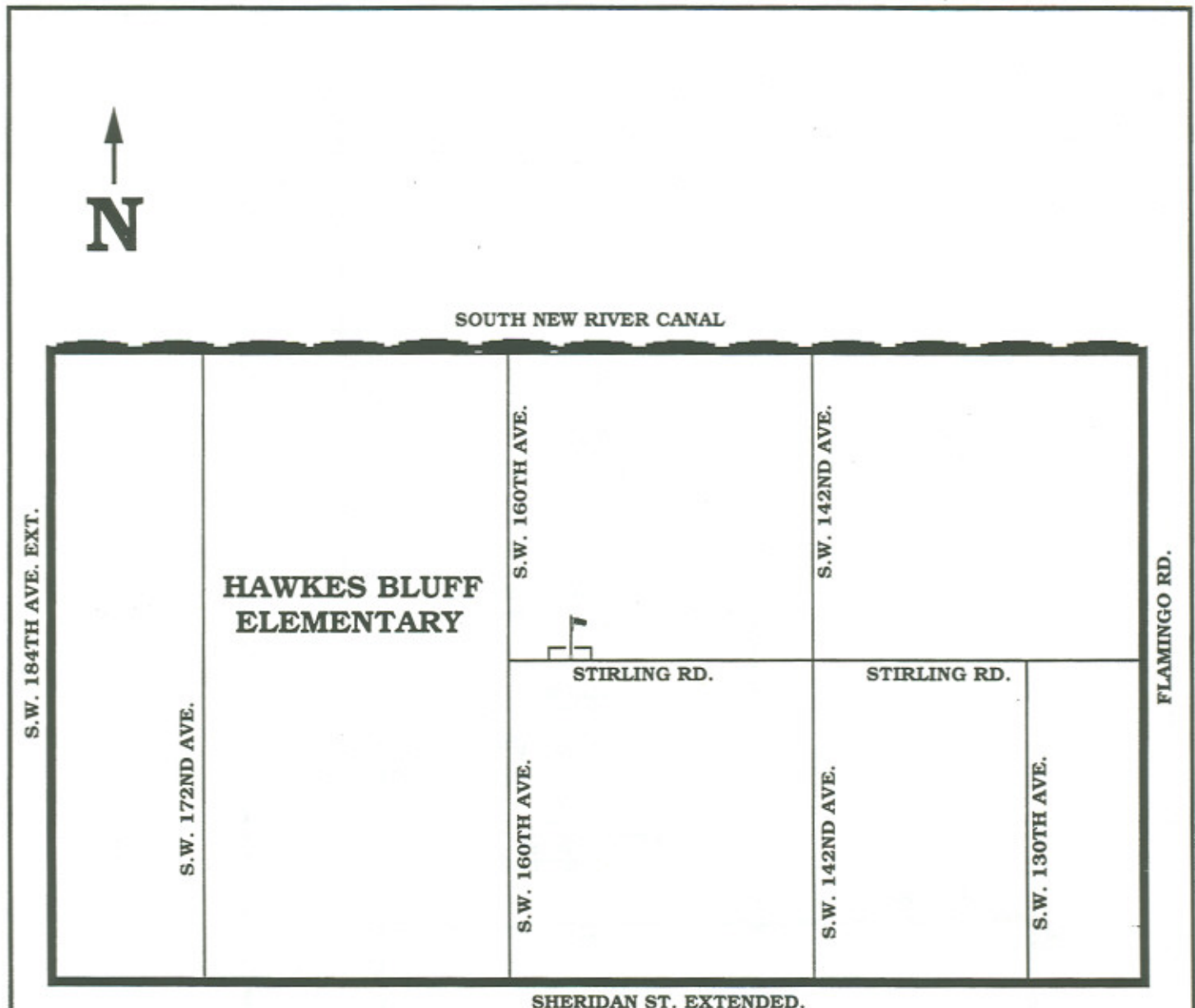
**(A)** Kindergarten through fifth grade students residing in the area bordered by NW 7th Street on the North, NW 12th Avenue on the east, NW 2nd Street on the south, NW 14th Avenue on the west, NW 4th Street on the south and NW 15th Terrace on the west may choose to attend North Fork Elementary School in the 1999/2000 school year.

**(B)** Kindergarten through fifth grade students residing in the area bordered by NW 7th Street on the north, NW 12th Avenue on the east, Sistrunk Blvd. (NW 6th Street) on the south, and NW 15th Terrace on the west, have the option to attend Sunland Park Elementary School in the 1999/2000 school year.



**HAWKES BLUFF ELEMENTARY**  
 5900 SW 160 AVENUE  
 DAVIE, FLORIDA 33331  
 680-1177

Boundaries in this book are for the 1999/2000 school year only. The boundaries are established annually by the School Board. For current information on boundaries, please contact Pupil Placement at 765-6285

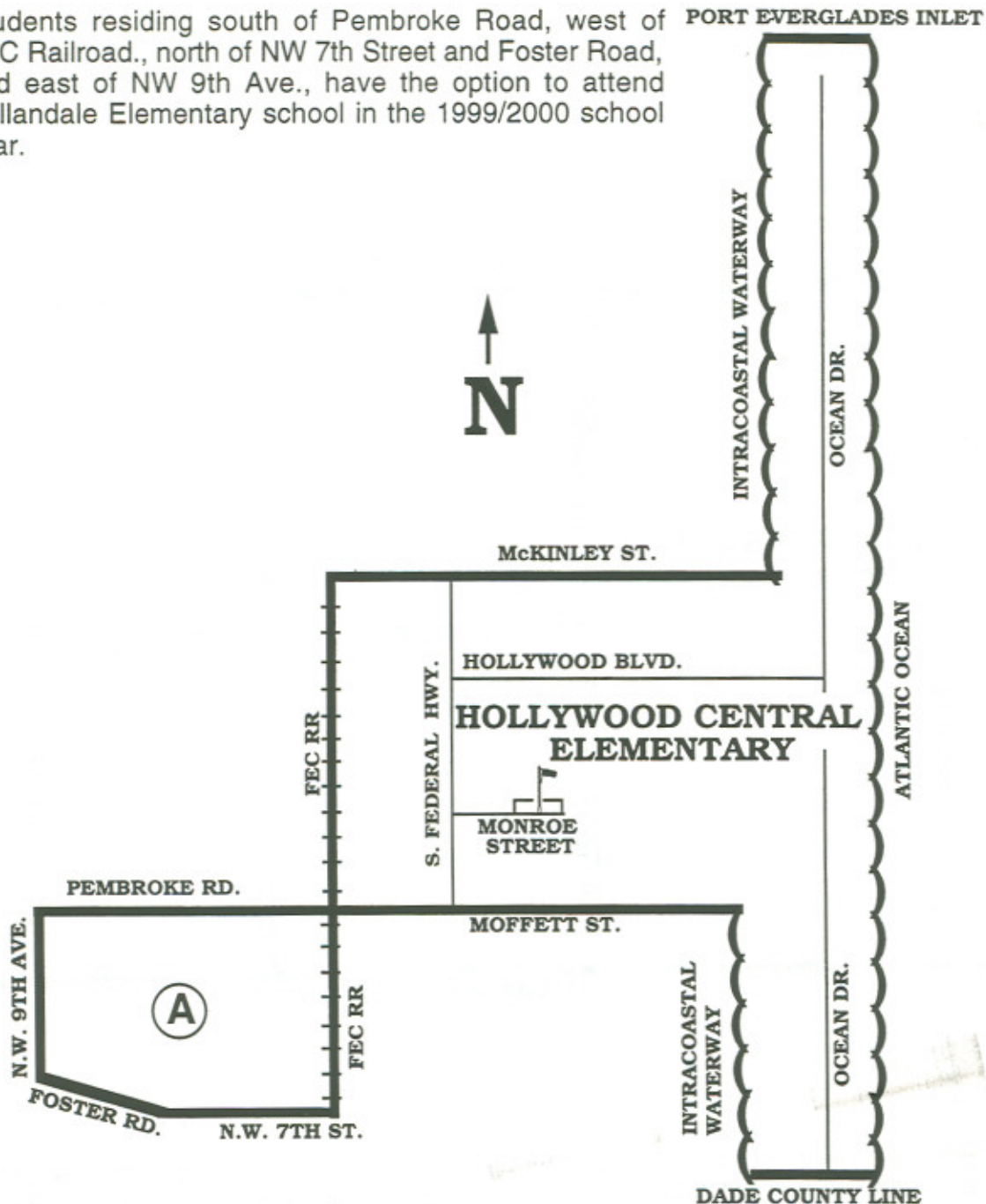


50 choice seats are reserved at Griffin Elementary School for elementary school students who reside in the Hawkes Bluff Elementary School boundary area in the 1999/2000 school year. Parents will provide transportation and have access to transportation through the empty seat policy.

**HOLLYWOOD CENTRAL ELEMENTARY**  
1700 MONROE STREET  
HOLLYWOOD, FLORIDA 33020  
926-0930

Boundaries in this book are for the 1999/2000 school year only. The boundaries are established annually by the School Board. For current information on boundaries, please contact Pupil Placement at 765-6285

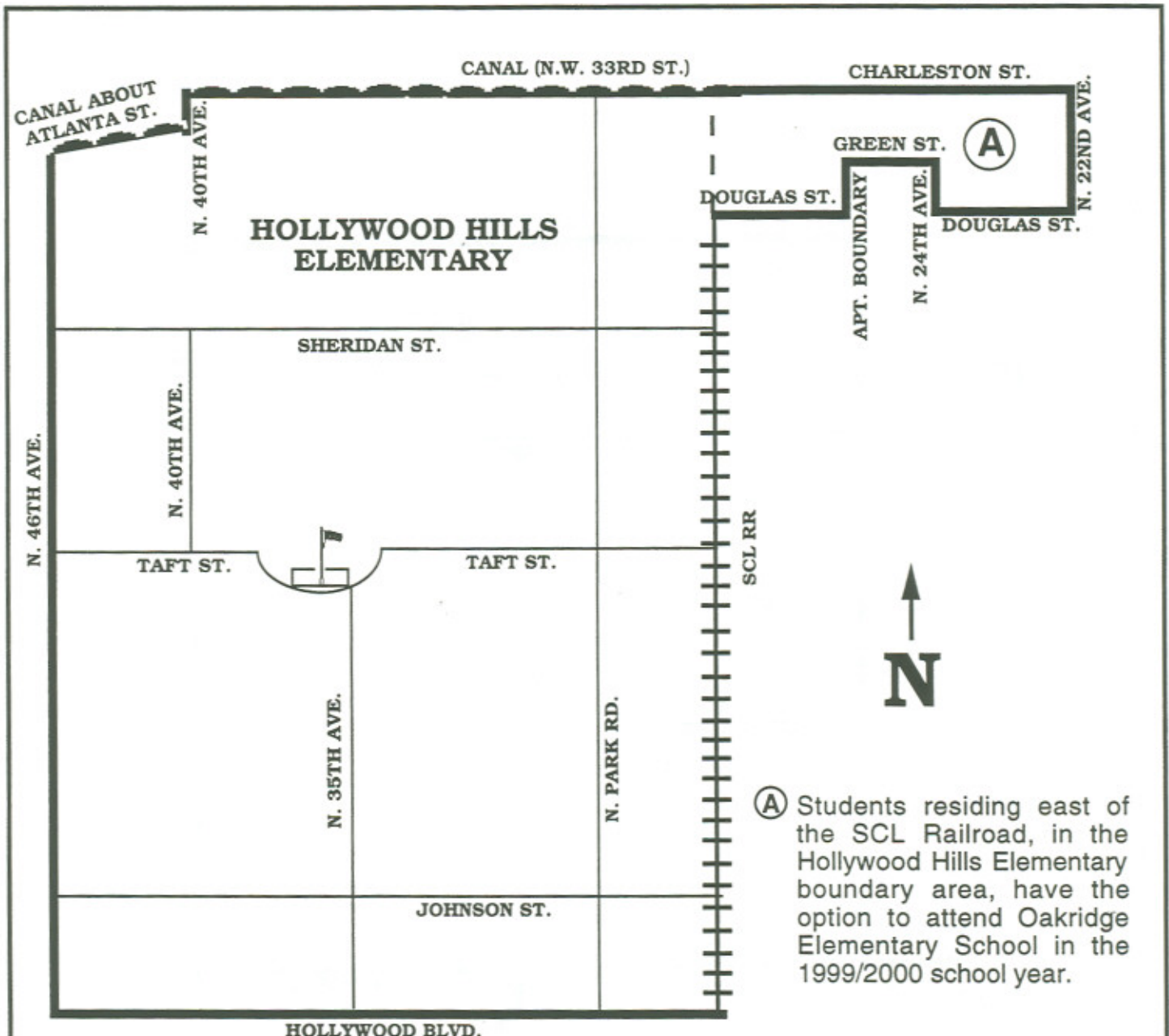
- ① Students residing south of Pembroke Road, west of FEC Railroad, north of NW 7th Street and Foster Road, and east of NW 9th Ave., have the option to attend Hallandale Elementary school in the 1999/2000 school year.





**HOLLYWOOD HILLS ELEMENTARY**  
 3501 TAFT STREET  
 HOLLYWOOD, FLORIDA 33021  
 985-2850

Boundaries in this book are for the 1999/2000 school year only. The boundaries are established annually by the School Board. For current information on boundaries, please contact Pupil Placement at 765-6285



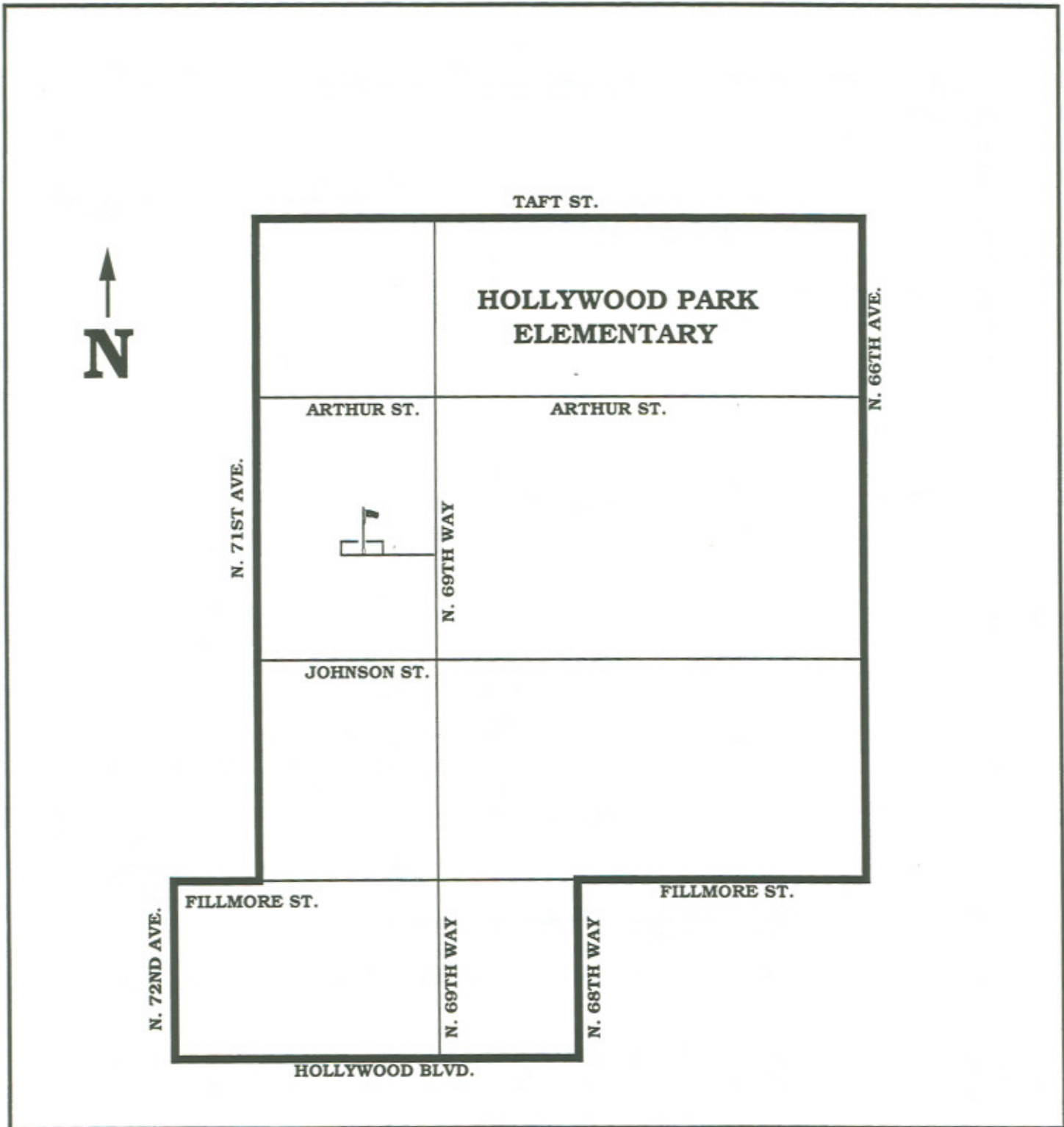
Ⓐ Students residing east of the SCL Railroad, in the Hollywood Hills Elementary boundary area, have the option to attend Oakridge Elementary School in the 1999/2000 school year.

One hundred seats at Bethune Elementary are reserved for Kindergarten through fifth grade students who reside in the community\*.

\* East of Interstate 95, south of Charleston Street extended and Charleston Street, west of North 22nd Avenue, south of Farragut Street, west of the FEC Railroad; north of Sheridan Street.

**HOLLYWOOD PARK ELEMENTARY**  
901 NW 69 WAY  
HOLLYWOOD, FLORIDA 33024  
985-2880

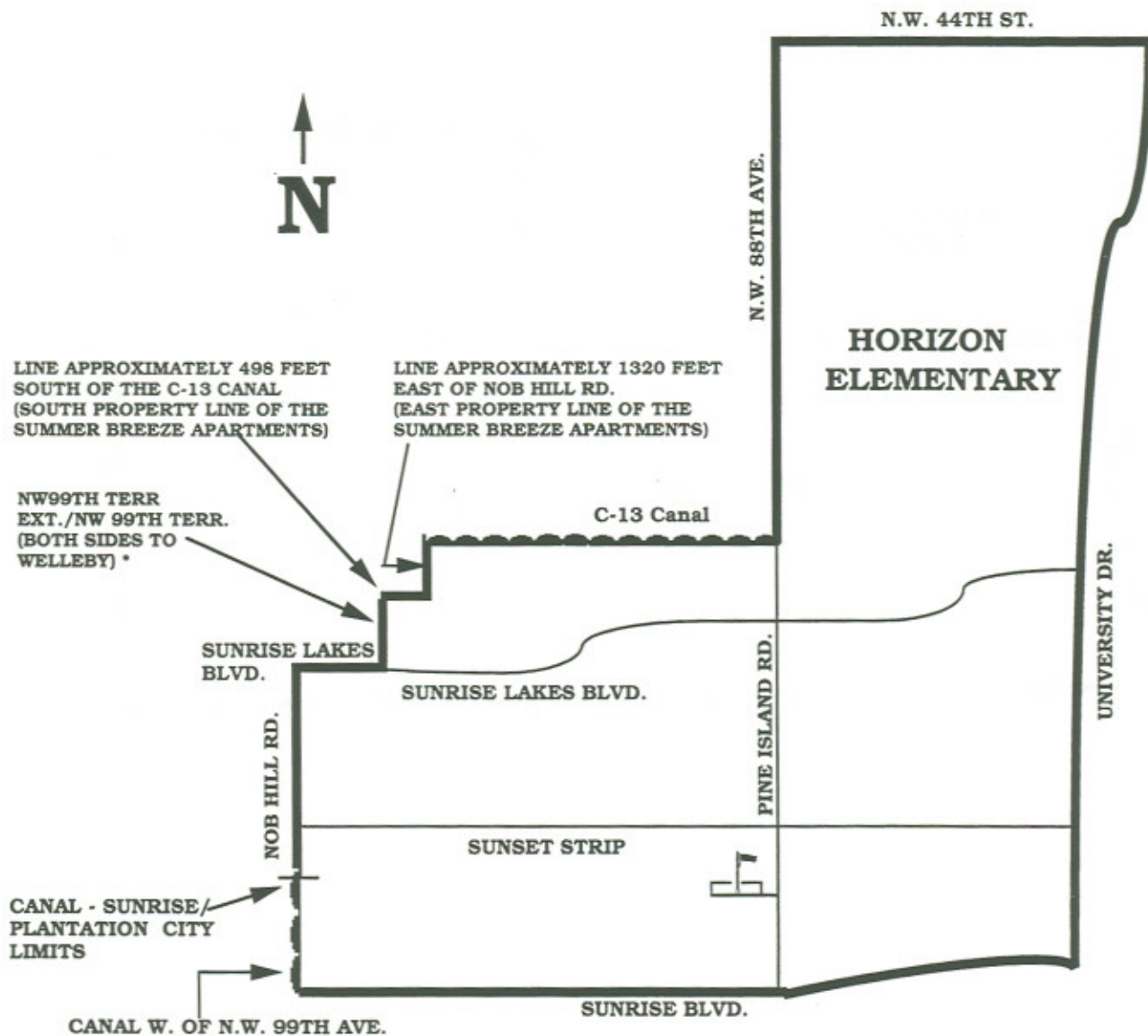
Boundaries in this book are for the 1999/2000 school year only. The boundaries are established annually by the School Board. For current information on boundaries, please contact Pupil Placement at 765-6285



**HORIZON ELEMENTARY**  
 2101 PINE ISLAND ROAD  
 SUNRISE, FLORIDA 33322  
 572-1260

Boundaries in this book are for the 1999/2000 school year only. The boundaries are established annually by the School Board. For current information on boundaries, please contact Pupil Placement at 765-6285

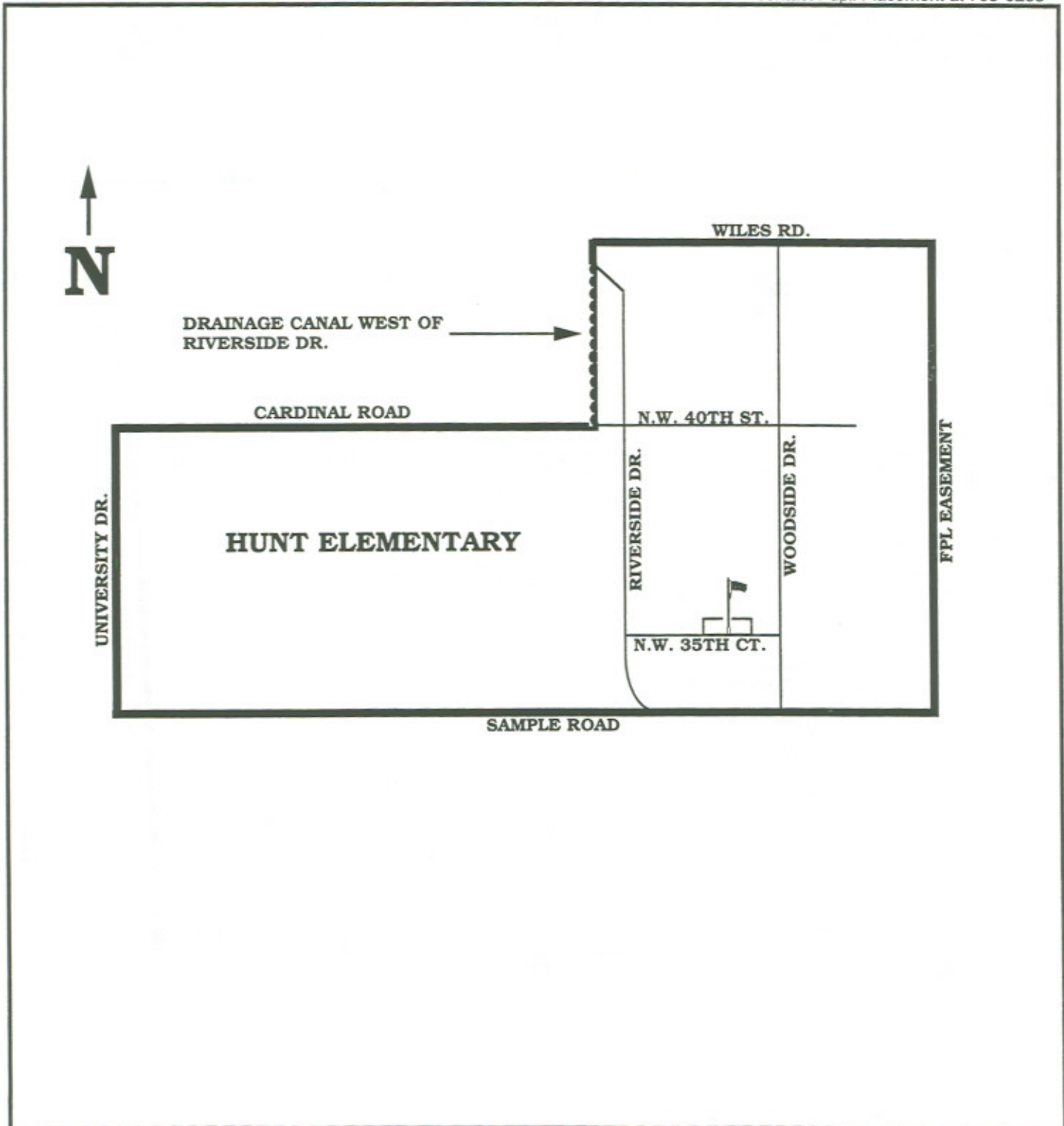
Students residing south of NW 13th Street, east of M.L. King Blvd. (NW 31st Avenue), north of NW 12th Street, and west of NW 27th Avenue, have the option to attend Horizon Elementary School in the 1999/2000 school year.





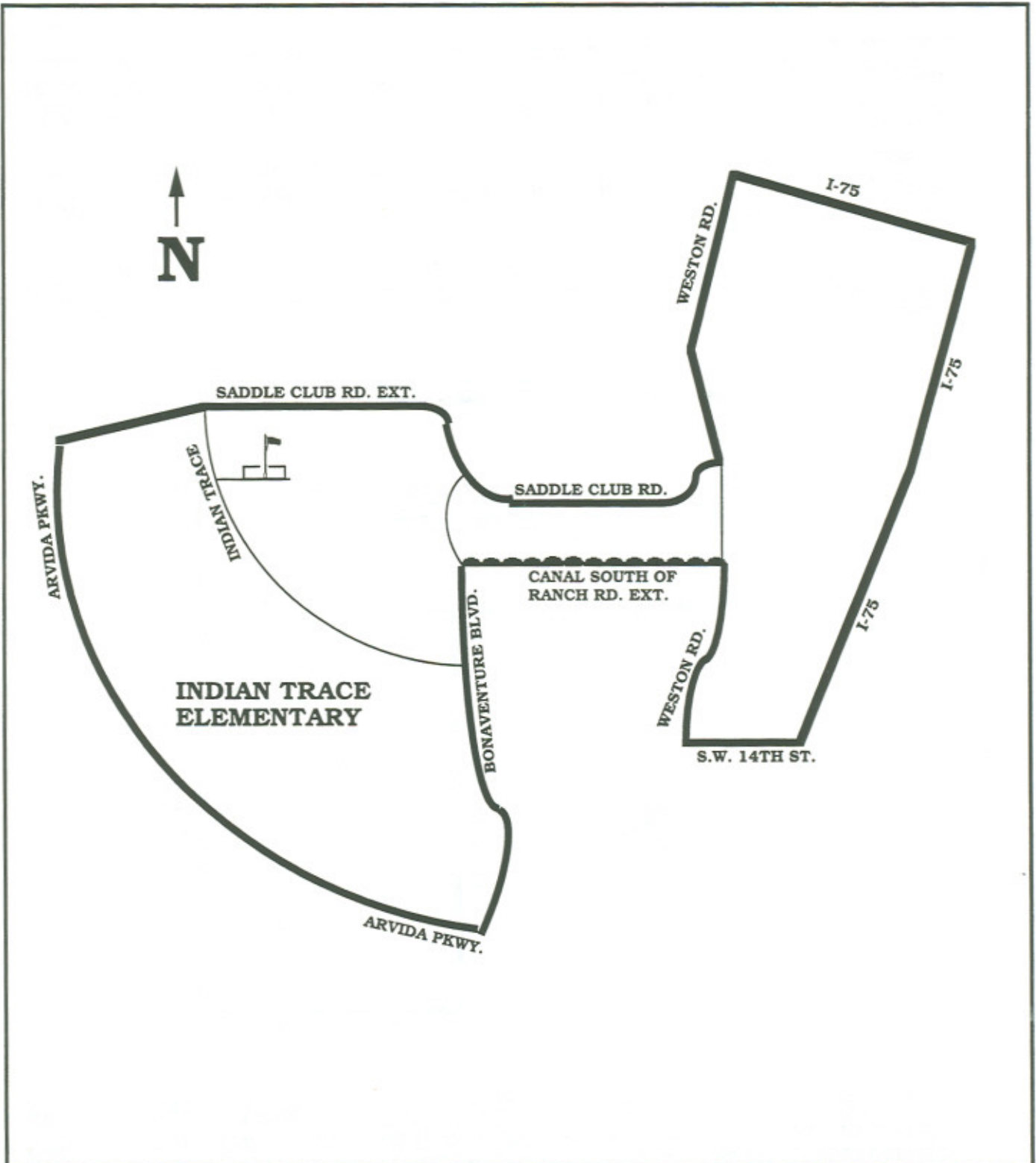
**HUNT ELEMENTARY**  
7800 NW 35 COURT  
CORAL SPRINGS, FLORIDA 33065  
341-0450

Boundaries in this book are for the 1999/2000 school year only. The boundaries are established annually by the School Board. For current information on boundaries, please contact Pupil Placement at 765-6285



INDIAN TRACE ELEMENTARY  
400 INDIAN TRACE  
FORT LAUDERDALE, FLORIDA 33326  
384-5100

Boundaries in this book are for the 1999/2000 school year only. The boundaries are established annually by the School Board. For current information on boundaries, please contact Pupil Placement at 765-6285



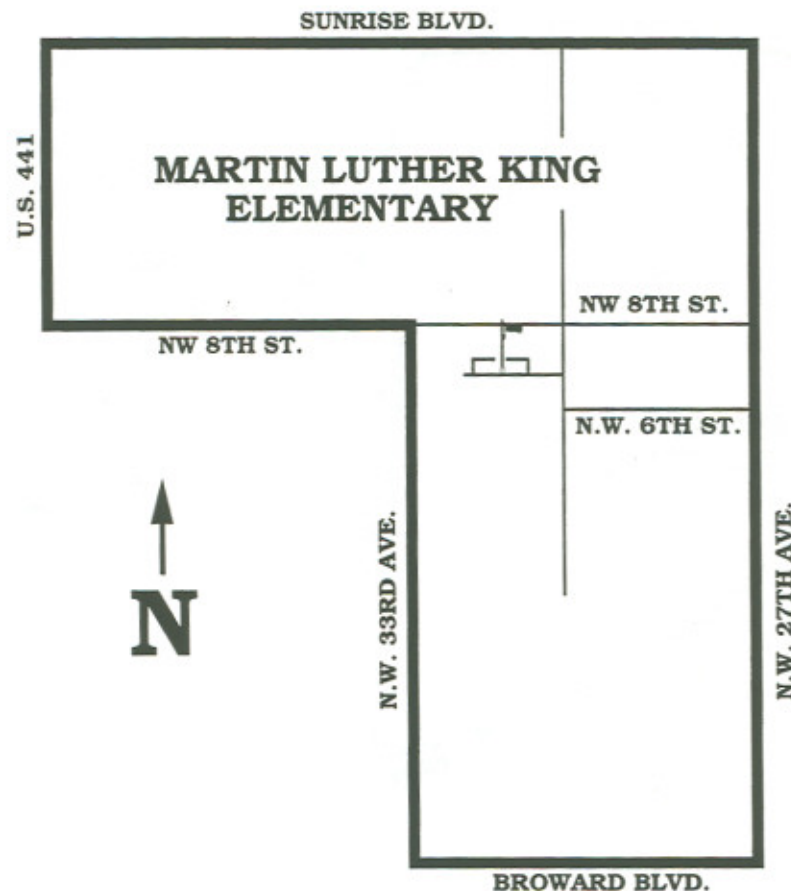
**MARTIN LUTHER KING ELEMENTARY**  
591 NW 31 AVENUE  
FORT LAUDERDALE, FLORIDA 33311  
797-4380

Boundaries in this book are for the 1999/2000 school year only. The boundaries are established annually by the School Board. For current information on boundaries, please contact Pupil Placement at 765-6285

Students residing south of Sunrise Blvd., west of NW 33rd Avenue, north of NW 8th Street., and east of NW 35th Avenue, have the option to attend Stephen Foster Elementary School in the 1999/2000 school year.

Students residing south of NW 6th Street, west of NW 27th Avenue, north of Broward Blvd., and east of NW 29th Avenue, have the option to attend Stephen Foster Elementary School in the 1999/2000 school year.

Students residing south of Sunrise Blvd., west of NW 35th Avenue, north of NW 8th Street, and east of US 441, have the option to attend Plantation Park Elementary School in the 1999/2000 school year.



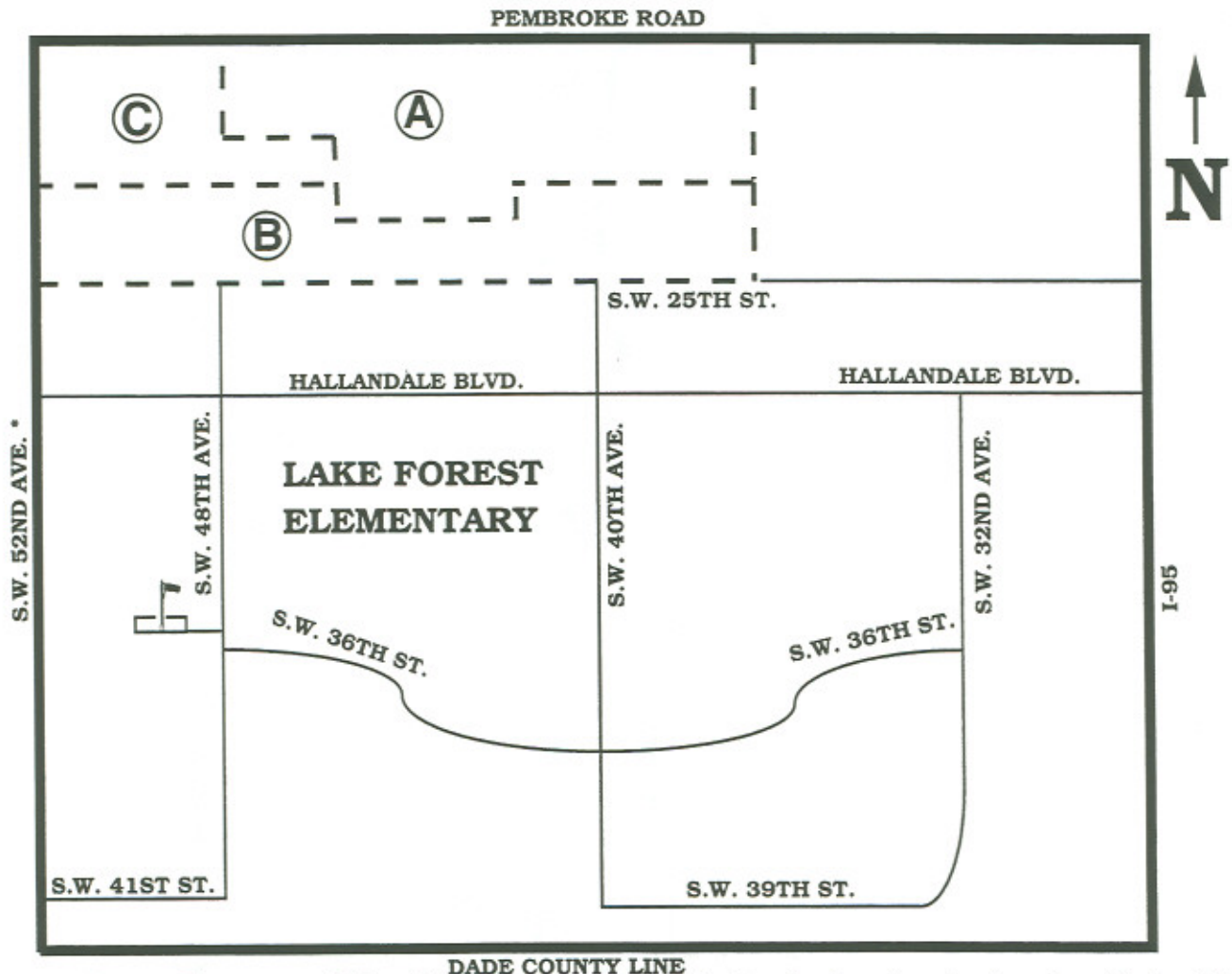
Students residing south of West Sunrise Blvd., west of Interstate 95, north of NW 8th Street, and east of NW 27th Avenue, have the option to attend Martin Luther King Elementary School or Wilton Manors Elementary School in the 1999/2000 school year.



**LAKE FOREST ELEMENTARY**  
3550 SW 48 AVENUE  
HOLLYWOOD, FLORIDA 33023  
985-2940

Boundaries in this book are for the 1999/2000 school year only. The boundaries are established annually by the School Board. For current information on boundaries, please contact Pupil Placement at 765-6285

- (A)** Students residing south of Pembroke Road, west of SW 34th Ave. extended, north of SW 21st Street, east of SW 42nd Ave., north of SW 23rd St., east of SW 46th Ave., north of SW 19th Street, and east of SW 48th Ave., have the option to attend Fairway Elementary School in the 1999/2000 school year.
- (B)** Students residing south of SW 21st Street, west of SW 46th Ave., south of SW 23rd St., east of SW 42nd Ave., south of SW 21st St., west of SW 34th Ave. extended, north of SW 25th Street, and east of SW 52th Ave., have the option to attend Perry Elementary School in the 1999/2000 school year.
- (C)** Students residing south of Pembroke Road, east of SW 52th Ave., west of SW 48th Ave., south of SW 19th St., west of SW 46th Ave., and north of SW 21st St., have the option to attend Miramar Elementary School in the 1999/2000 school year.



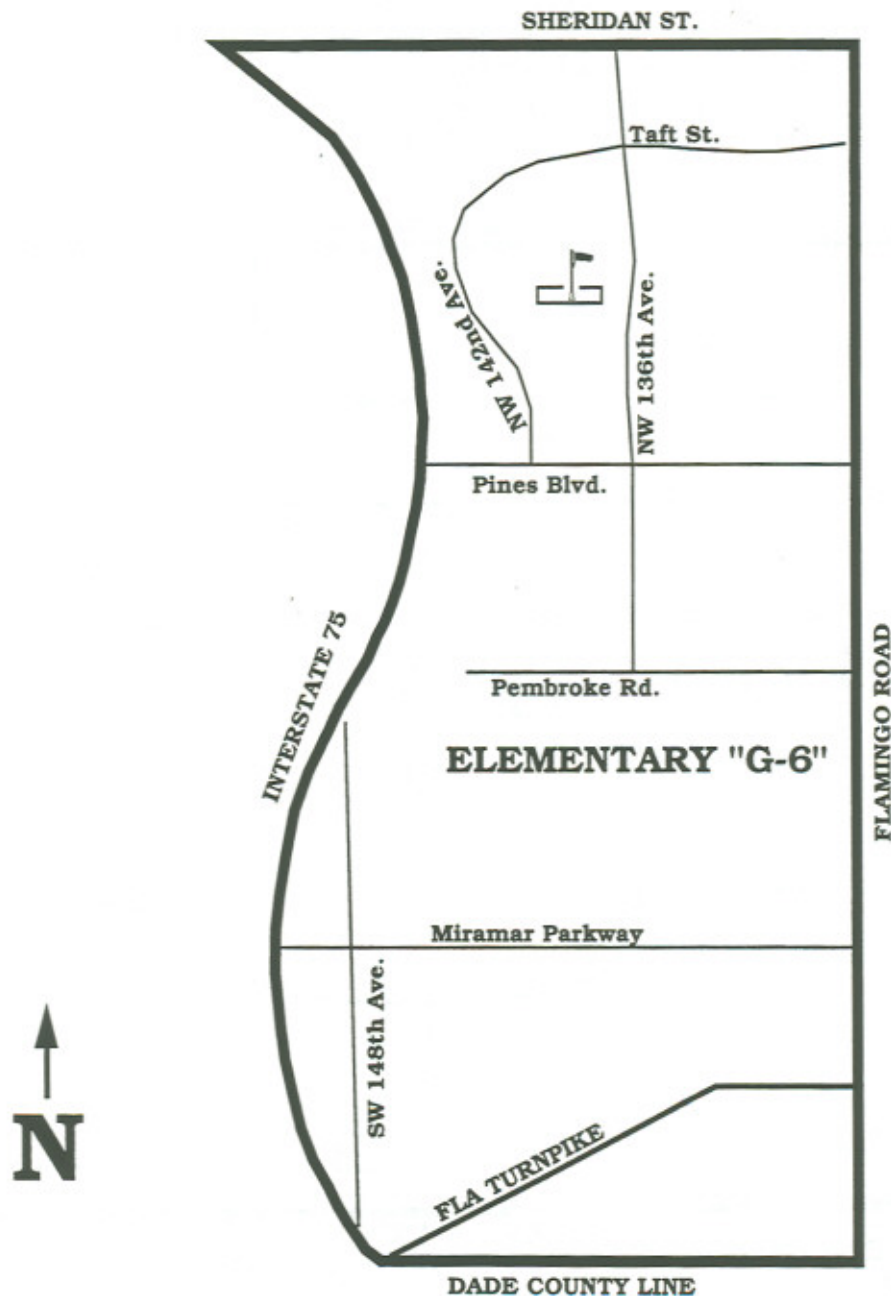
**NOTE:** Lake Forest Elementary School has a year-round single-track educational calendar. Contact the school for more information.

**\* Students residing on both sides of SW 52nd Avenue, between Hallandale Beach Blvd. and the Dade County Line, have a choice of attending Lake Forest or Watkins Elementary.**

**LAKESIDE ELEMENTARY**  
900 NW 136 AVENUE  
PEMBROKE PINES, FLORIDA 33328

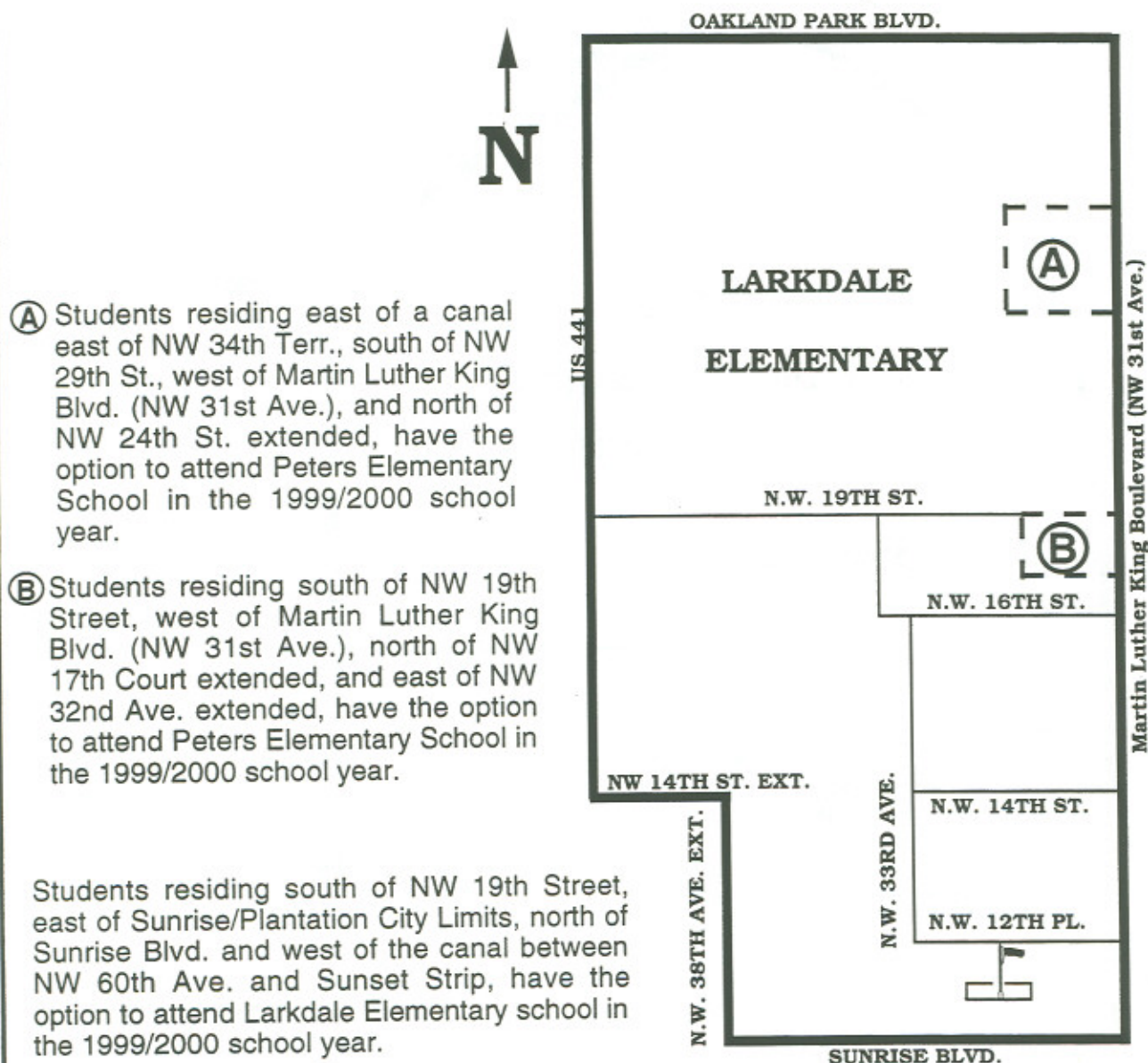
Boundaries in this book are for the 1999/2000 school year only. The boundaries are established annually by the School Board. For current information on boundaries, please contact Pupil Placement at 765-6285

Kindergarten through Sixth grade students residing in this area attend Lakeside Elementary school in the 1999/2000 school year



**LARKDALE ELEMENTARY**  
3250 NW 12 PLACE  
FORT LAUDERDALE, FLORIDA 33311  
797-4690

Boundaries in this book are for the 1999/2000 school year only. The boundaries are established annually by the School Board. For current information on boundaries, please contact Pupil Placement at 765-6285

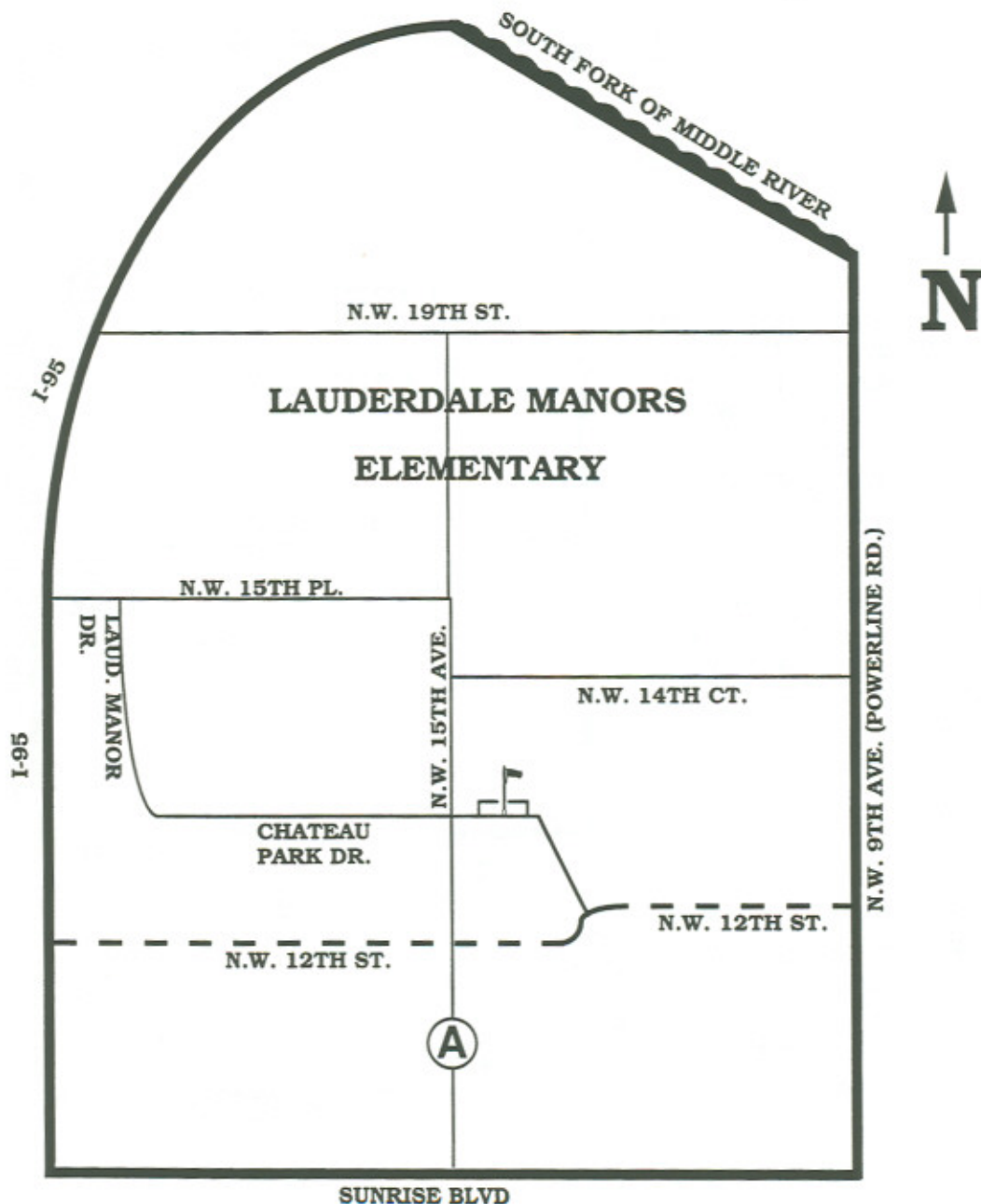




**LAUDERDALE MANORS ELEMENTARY**  
1400 NW 14 COURT  
FORT LAUDERDALE, FLORIDA 33311  
765-6882

Boundaries in this book are for the 1999/2000 school year only. The boundaries are established annually by the School Board. For current information on boundaries, please contact Pupil Placement at 765-6285

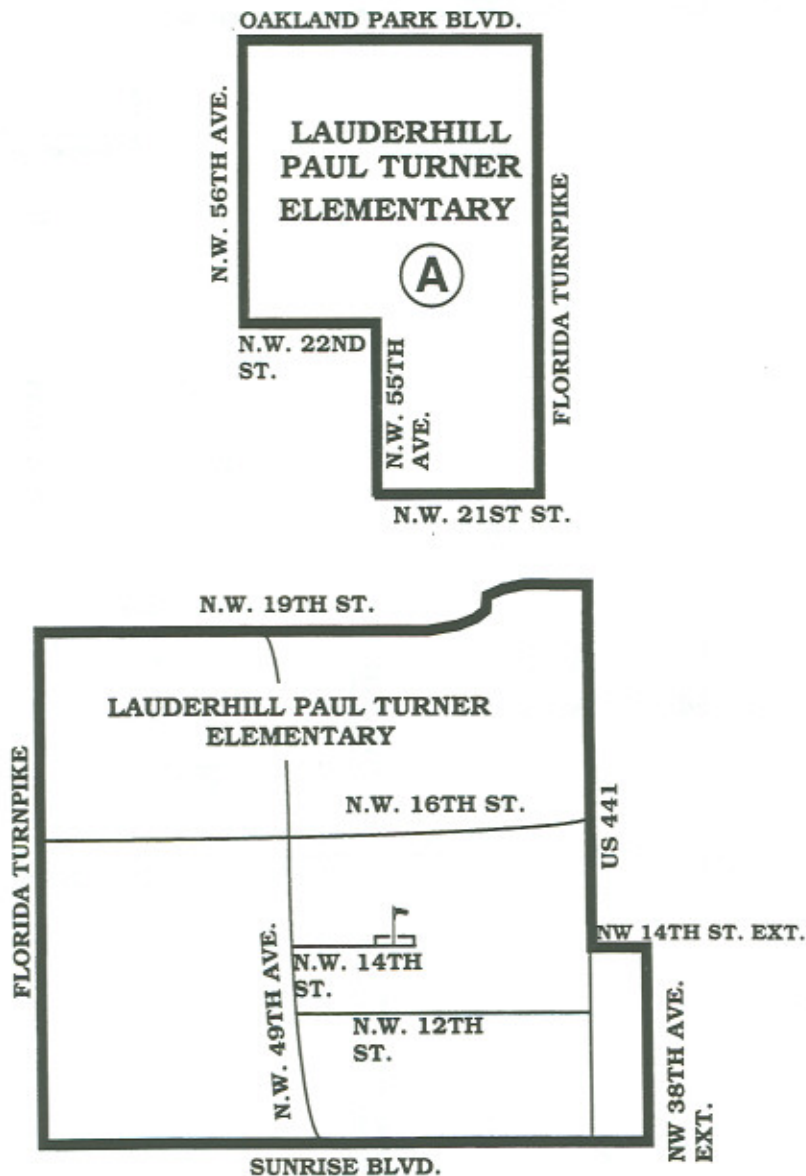
- Ⓐ Students residing south of NW 12th Street extended and NW 12th Street, west of Powerline Road (NW 9th Avenue), north of West Sunrise Blvd., and east of Interstate 95, have the option to attend Sunland Park Elementary School in the 1999/2000 school year.



LAUDERHILL PAUL TURNER ELEMENTARY  
4747 NW 14 STREET  
LAUDERHILL, FLORIDA 33313  
497-3830

Boundaries in this book are for the 1999/2000 school year only. The boundaries are established annually by the School Board. For current information on boundaries, please contact Pupil Placement at 765-6285

- Ⓐ Students residing south of West Oakland Park Blvd., east of NW 56th Avenue, north of NW 22nd St., east of NW 55th Ave., north of NW 21st St., and west of the Florida Turnpike, have the option to attend Royal Palm Elementary school in the 1999/2000 school year.

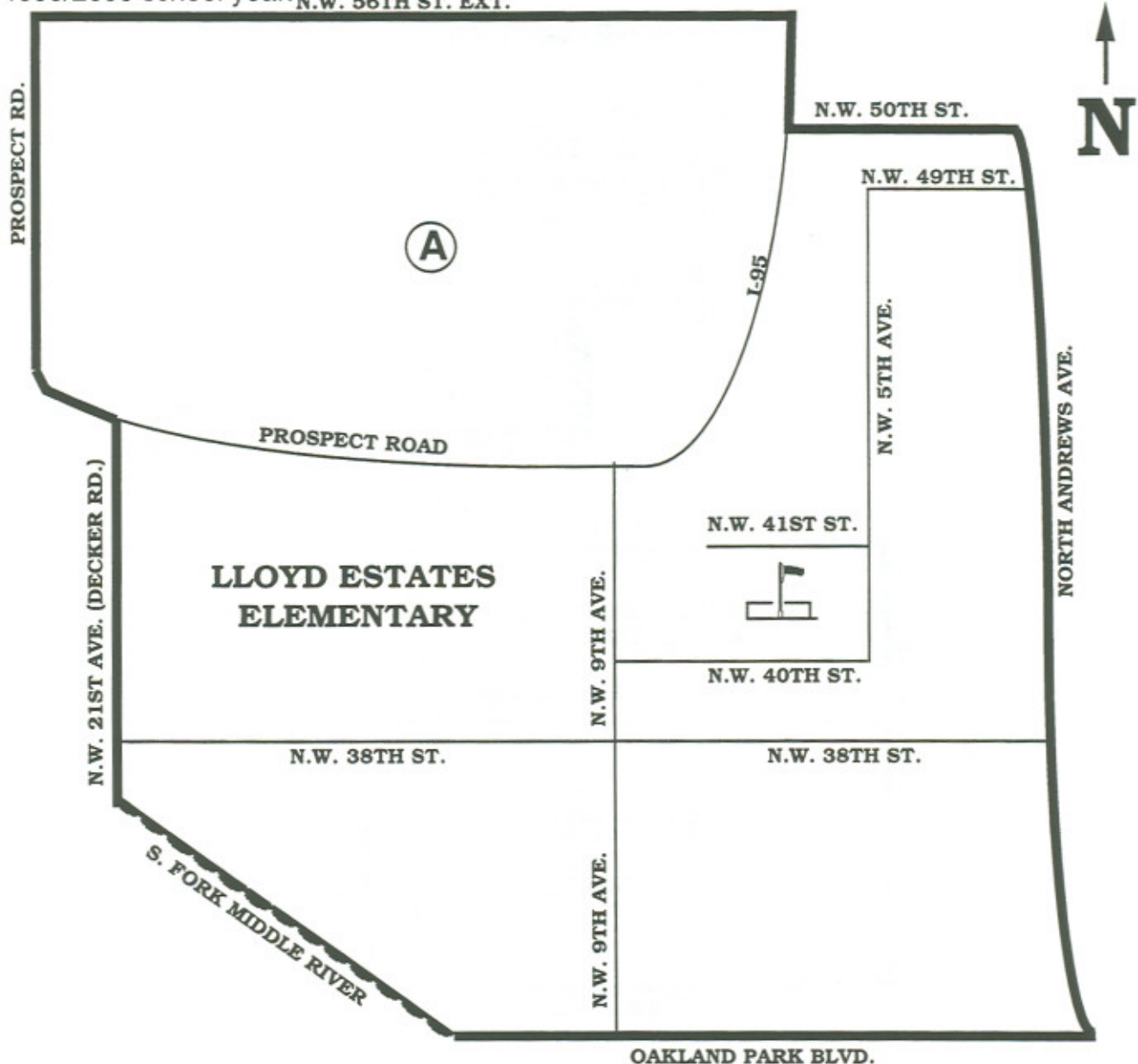


**LLOYD ESTATES ELEMENTARY**  
750 NW 41 STREET  
OAKLAND PARK, FLORIDA 33309  
390-0780

Boundaries in this book are for the 1999/2000 school year only. The boundaries are established annually by the School Board. For current information on boundaries, please contact Pupil Placement at 765-6285

Students residing south of NW 22nd Street, east of NW 29th Avenue, north of NW 19th Street and west of NW 26th Avenue, have the option to attend Lloyd Estates Elementary School in the 1999/2000 school year.

Students residing south of NW 19th Street, east of NW 29th Avenue, north of NW 16th Court and west of Interstate 95, have the option to attend Lloyd Estates Elementary School in the 1999/2000 school year. **N.W. 56TH ST. EXT.**

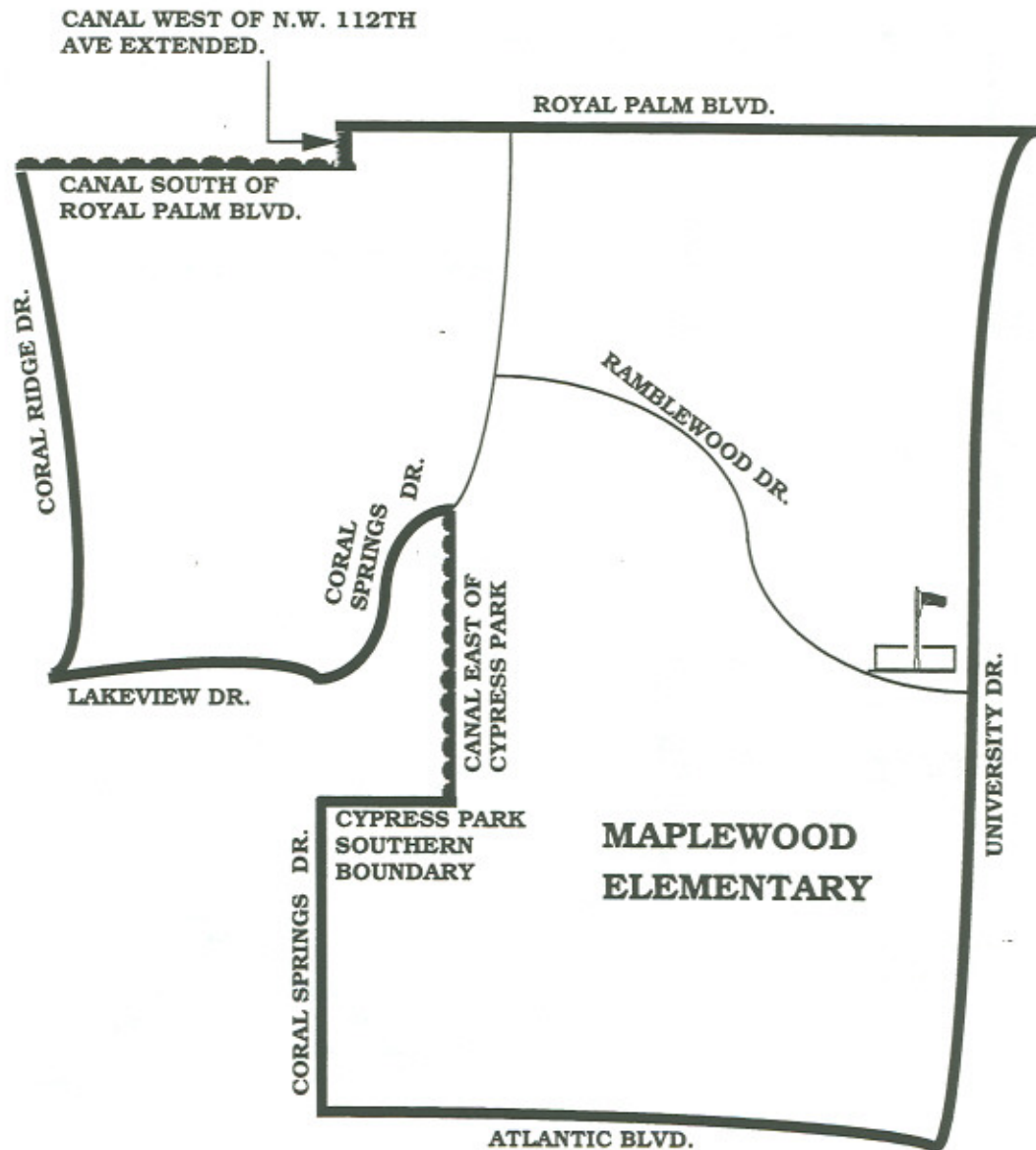


- (A)** Students residing south of NW 56th Street, east of Prospect Road, north of Prospect Road and west of Interstate 95, have the option to attend Rock Island Elementary school in the 1999/2000 school year.



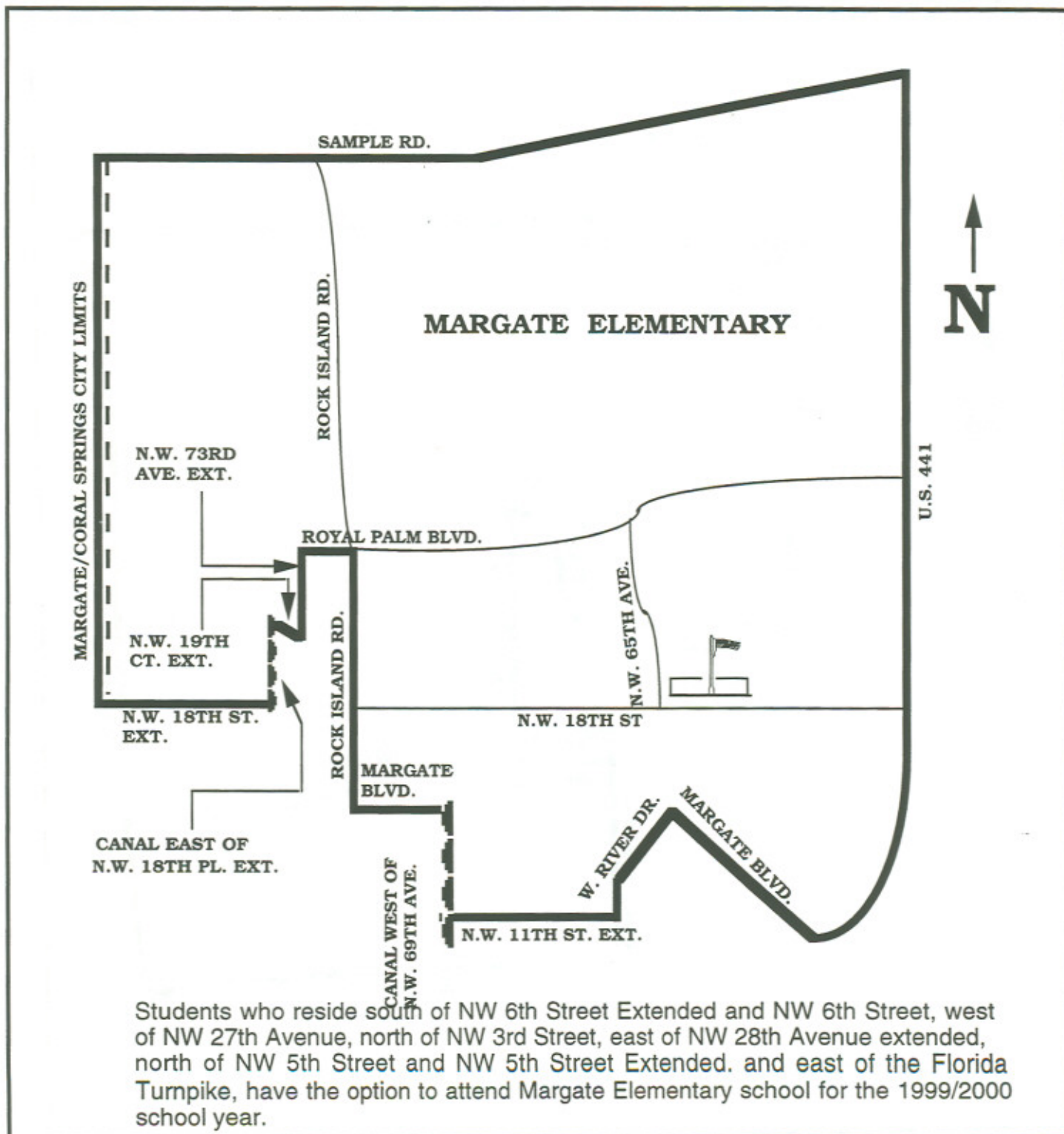
MAPLEWOOD ELEMENTARY  
9850 RAMBLEWOOD DRIVE  
CORAL SPRINGS, FLORIDA 33071  
344-5840

Boundaries in this book are for the 1999/2000 school year only. The boundaries are established annually by the School Board. For current information on boundaries, please contact Pupil Placement at 765-6285



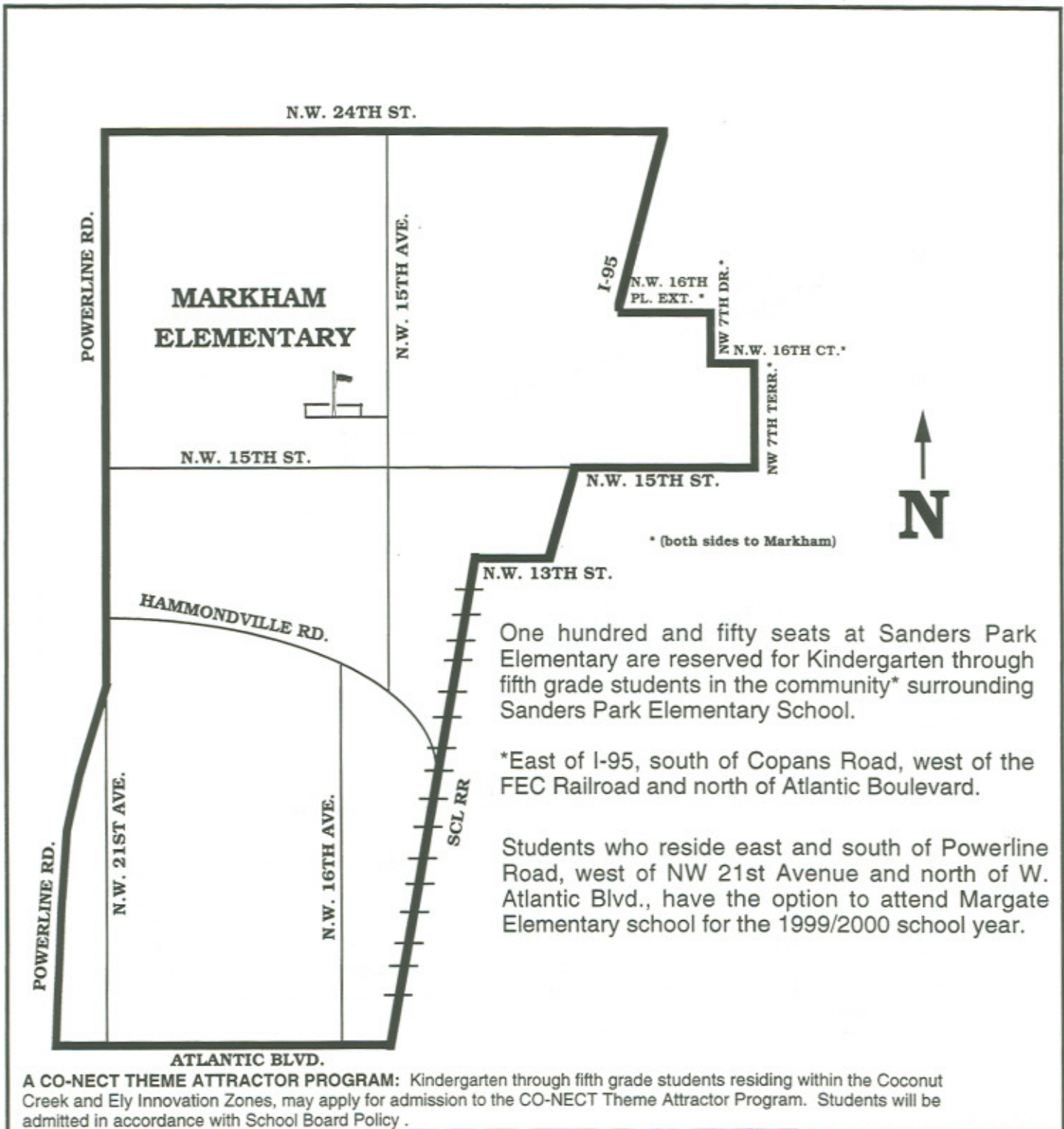
**MARGATE ELEMENTARY**  
 6300 NW 18 STREET  
 MARGATE, FLORIDA 33063  
 977-2200

Boundaries in this book are for the 1999/2000 school year only. The boundaries are established annually by the School Board. For current information on boundaries, please contact Pupil Placement at 765-6285



**MARKHAM ELEMENTARY**  
1501 NW 15 AVENUE  
POMPANO BEACH, FLORIDA 33060  
977-2237

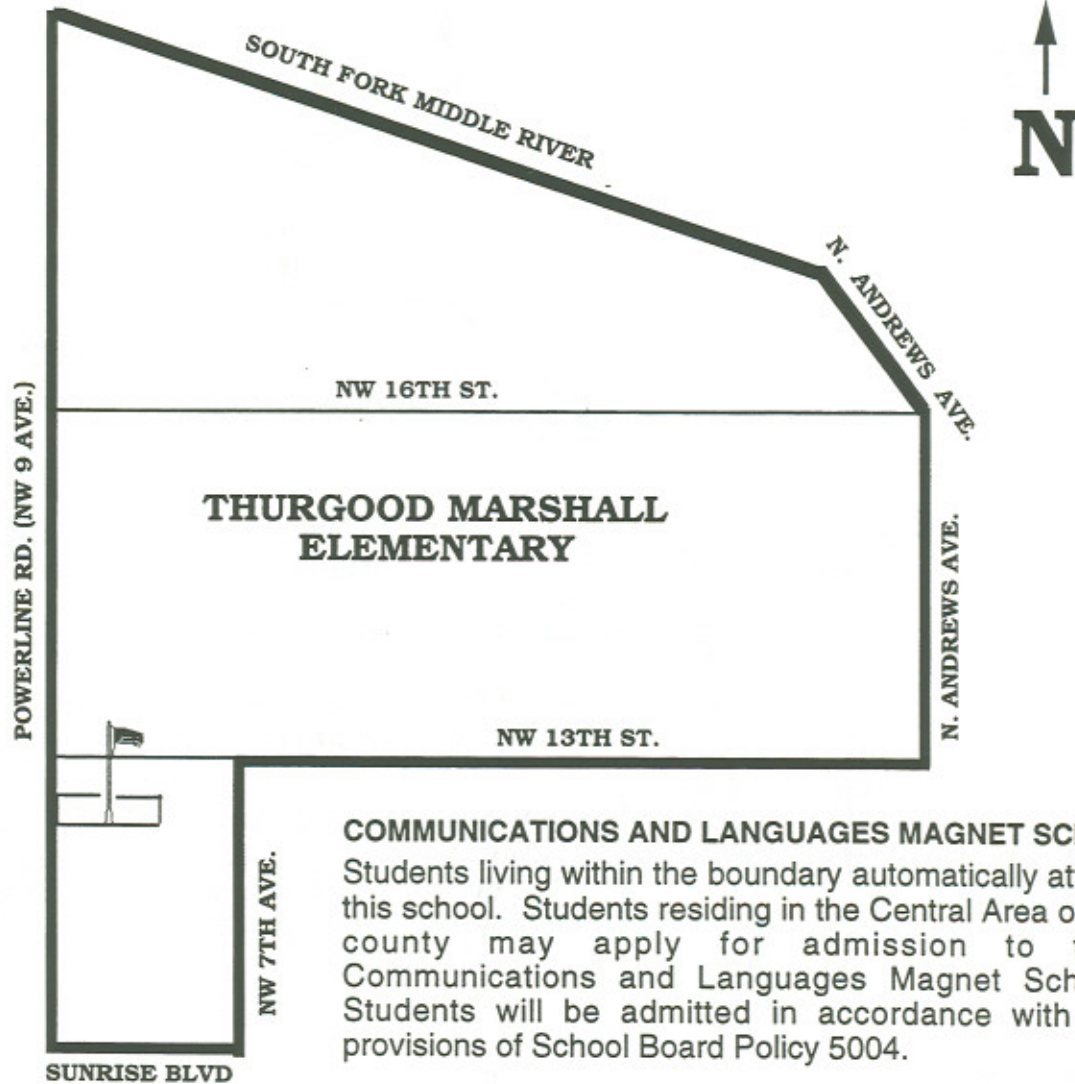
Boundaries in this book are for the 1999/2000 school year only. The boundaries are established annually by the School Board. For current information on boundaries, please contact Pupil Placement at 765-6285





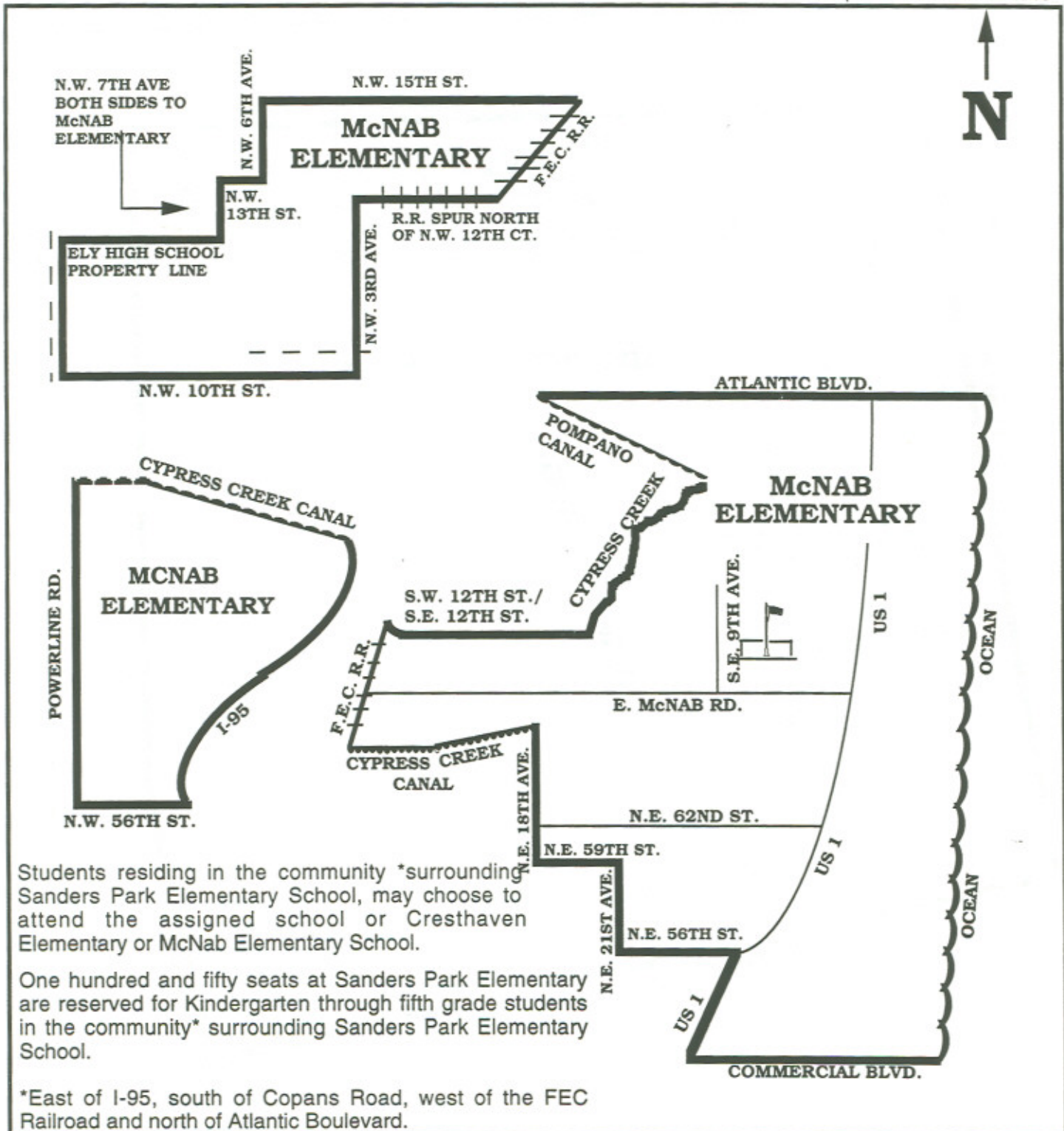
**THURGOOD MARSHALL ELEMENTARY**  
800 NW 13 STREET  
FORT LAUDERDALE, FLORIDA 33311  
765-6959

Boundaries in this book are for the 1999/2000 school year only. The boundaries are established annually by the School Board. For current information on boundaries, please contact Pupil Placement at 765-6285



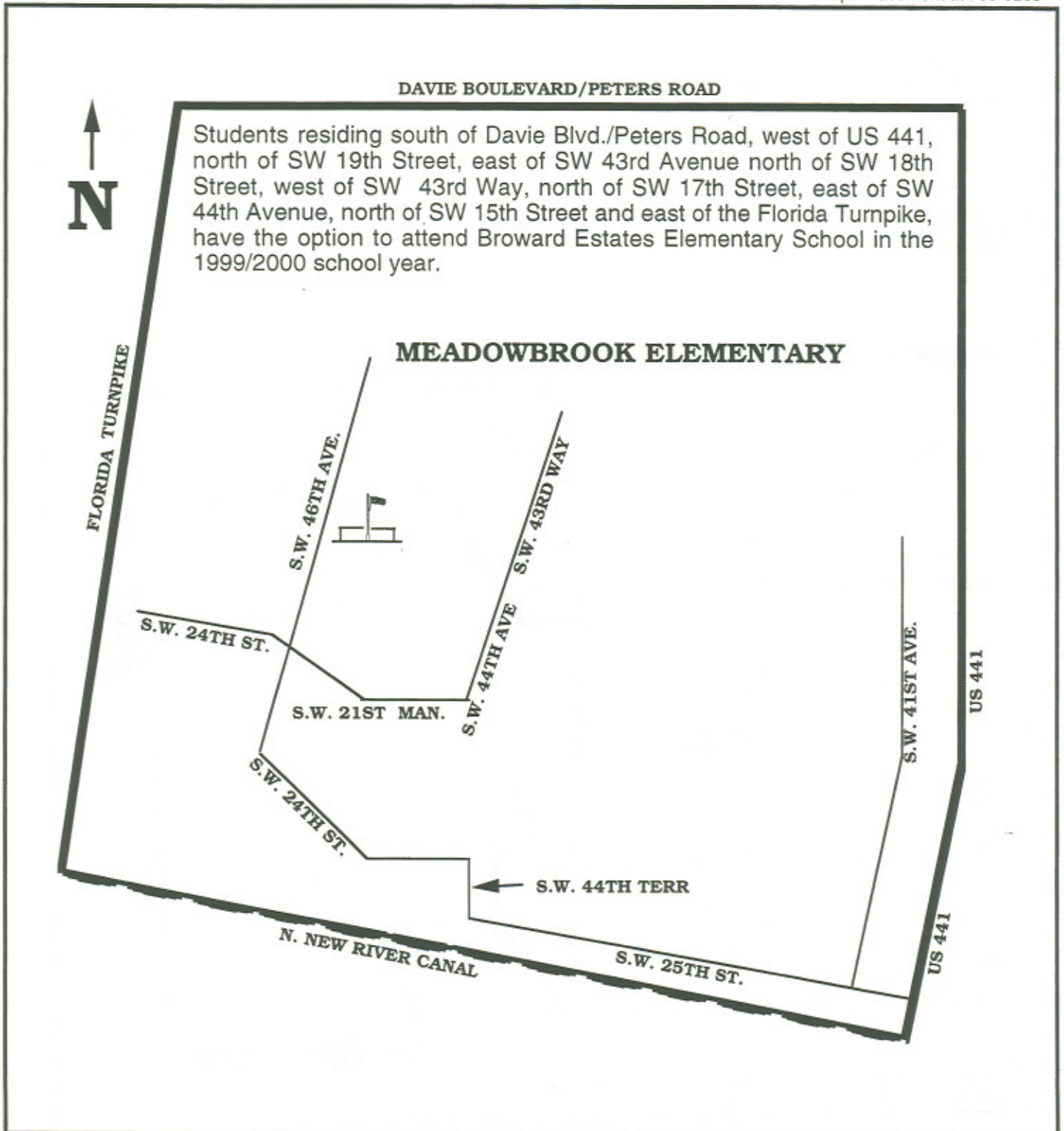
**McNAB ELEMENTARY**  
 1350 SE 9 AVENUE  
 POMPANO BEACH, FLORIDA 33060  
 786-3515

Boundaries in this book are for the 1999/2000 school year only. The boundaries are established annually by the School Board. For current information on boundaries, please contact Pupil Placement at 765-6285



**MEADOWBROOK ELEMENTARY**  
2300 SW 46 AVENUE  
FORT LAUDERDALE, FLORIDA 33317  
797-4270

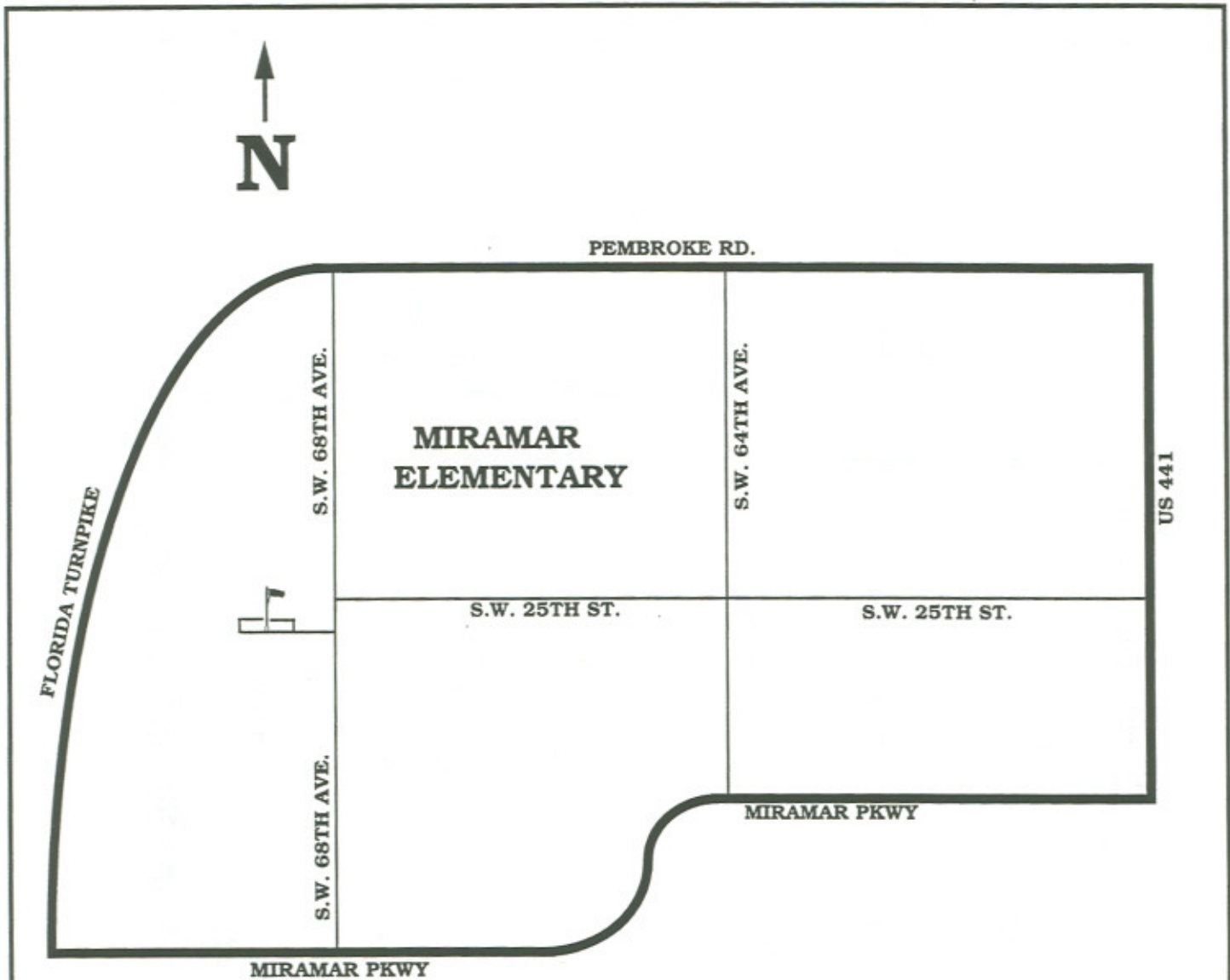
Boundaries in this book are for the 1999/2000 school year only. The boundaries are established annually by the School Board. For current information on boundaries, please contact Pupil Placement at 765-6285





**MIRAMAR ELEMENTARY**  
6831 SW 26 STREET  
MIRAMAR, FLORIDA 33023  
985-5465

Boundaries in this book are for the 1999/2000 school year only. The boundaries are established annually by the School Board. For current information on boundaries, please contact Pupil Placement at 765-6285



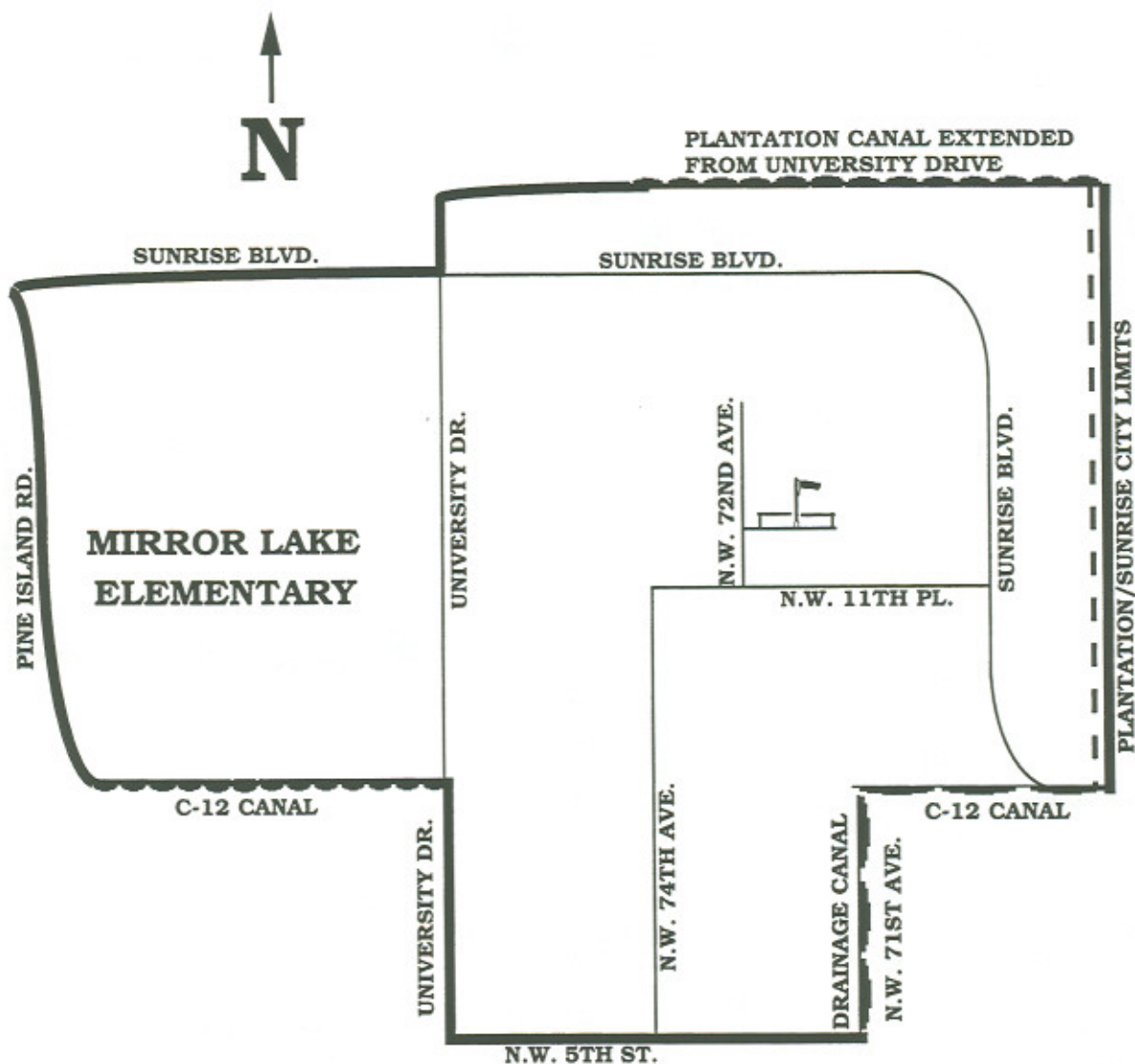
Students residing south of Pembroke Road, west of SW 52th Ave. , north of SW 25th Street, and east of SW 56th Ave., have the option to attend Miramar\* Elementary School in the 1999/2000 school year.

Students residing south of Pembroke Road, west of SW 48th Ave., south of SW 19th St., west of SW 46th Ave., north of SW 21st Street, and east of SW 52nd Ave., have the option to attend Miramar Elementary School in the 1999/2000 school year.

**MIRROR LAKE ELEMENTARY**  
1200 NW 72 AVENUE  
PLANTATION, FLORIDA 33313  
797-4200

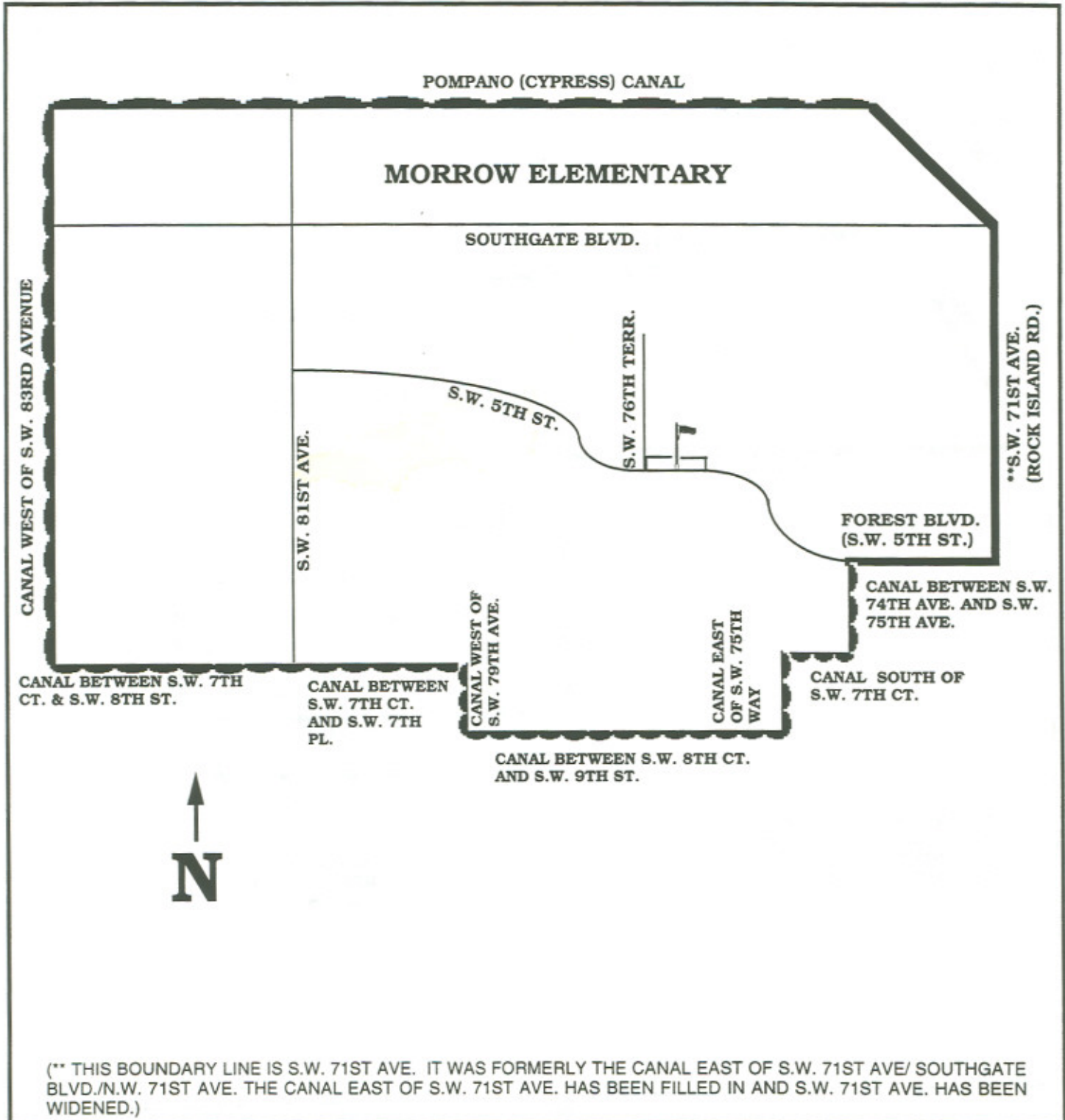
Boundaries in this book are for the 1999/2000 school year only. The boundaries are established annually by the School Board. For current information on boundaries, please contact Pupil Placement at 765-6285

Students residing south of NW 19th Street, east of M.L. King Blvd. (NW 31st Avenue), west of NW 29th Avenue, south of NW 16th Ct., west of NW 27th Ave., and north of NW 13th St. have the option to attend Mirror Lake Elementary School in the 1999/2000 school year.



**MORROW ELEMENTARY**  
408 SW 76 TERRACE  
NORTH LAUDERDALE, FLORIDA 33068  
726-7500

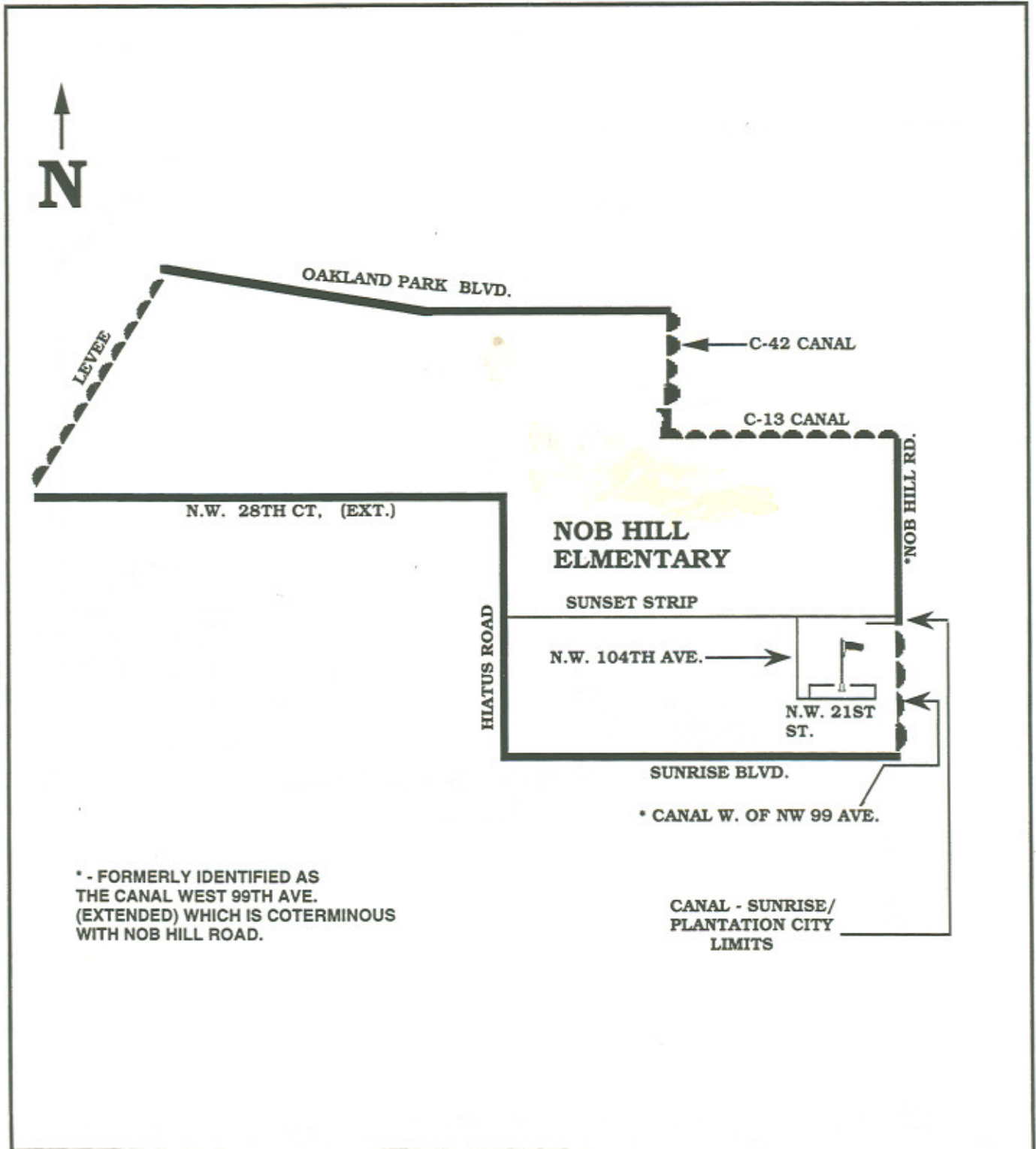
Boundaries in this book are for the 1999/2000 school year only. The boundaries are established annually by the School Board. For current information on boundaries, please contact Pupil Placement at 765-6285





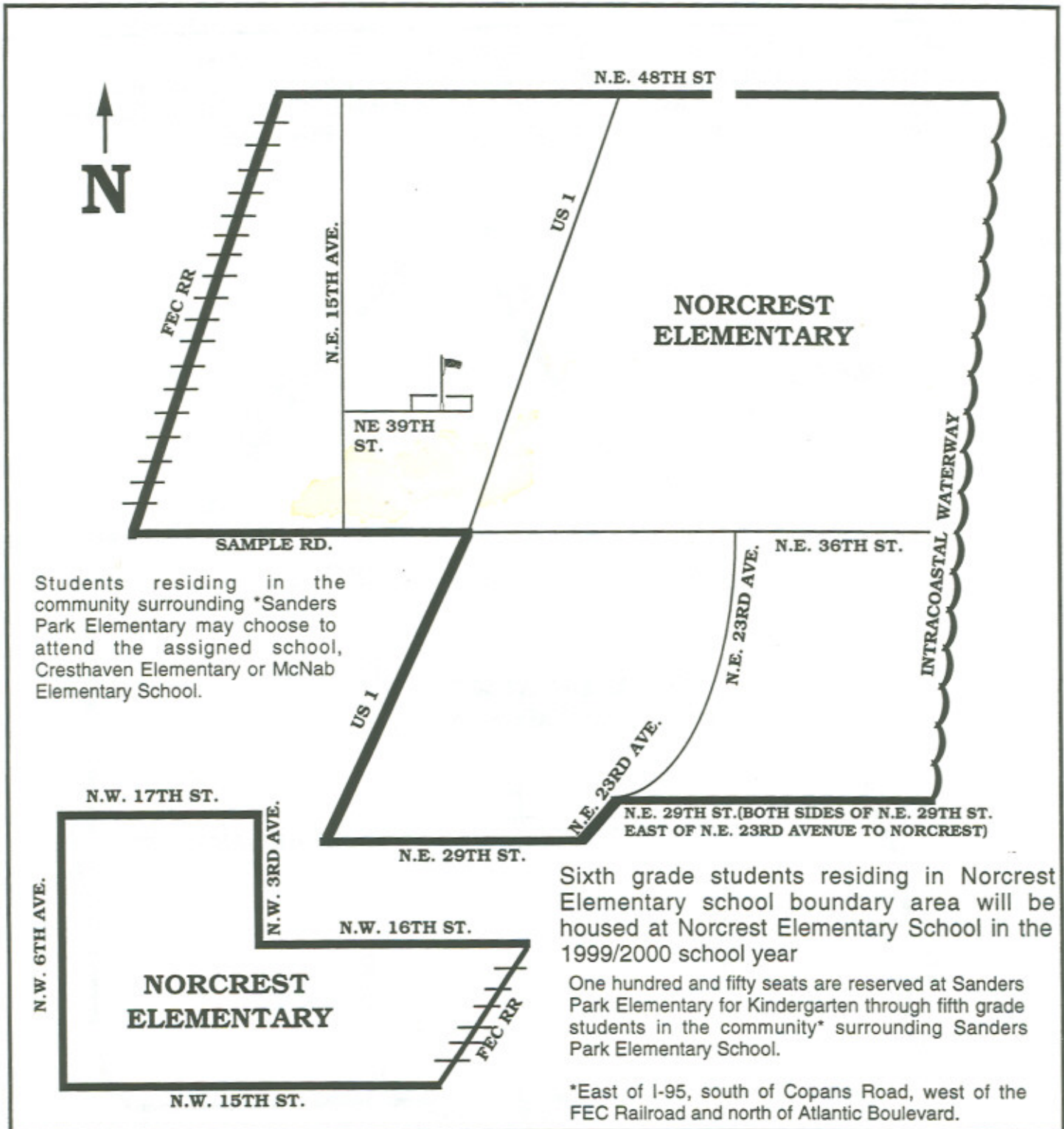
**NOB HILL ELEMENTARY**  
2100 NW 104 AVENUE  
SUNRISE, FLORIDA 33322  
572-1240

Boundaries in this book are for the 1999/2000 school year only. The boundaries are established annually by the School Board. For current information on boundaries, please contact Pupil Placement at 765-6285



**NORCREST ELEMENTARY**  
 3951 NE 16 AVENUE  
 POMPANO BEACH, FLORIDA 33064  
 786-3720

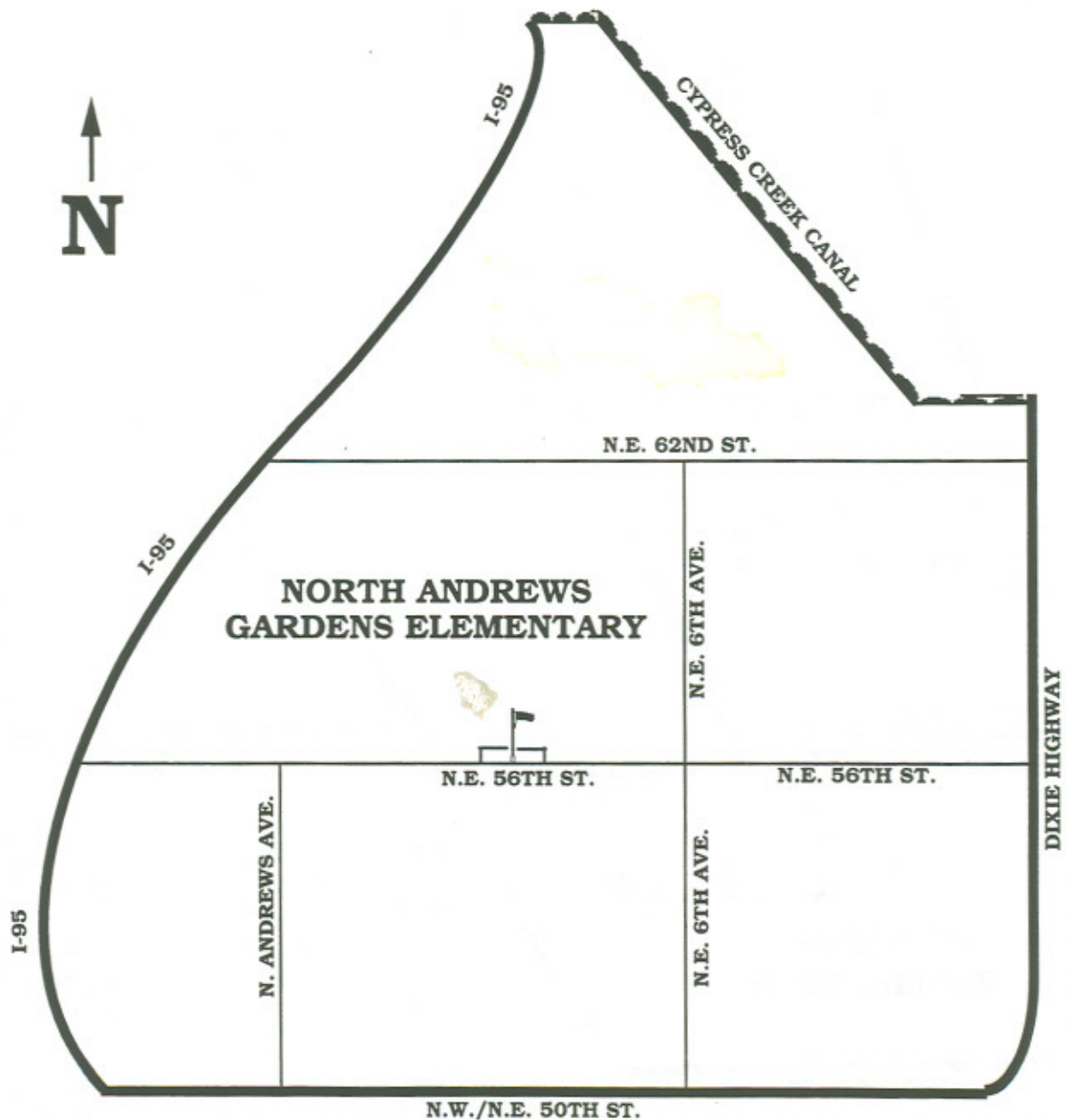
Boundaries in this book are for the 1999/2000 school year only. The boundaries are established annually by the School Board. For current information on boundaries, please contact Pupil Placement at 765-6285



NORTH ANDREWS GARDENS ELEMENTARY  
345 NE 56 STREET  
FORT LAUDERDALE, FLORIDA 33334  
928-0370

Boundaries in this book are for the 1999/2000 school year only. The boundaries are established annually by the School Board. For current information on boundaries, please contact Pupil Placement at 765-6285

**A MAGNET FOR THE PERFORMING ARTS:** Students living within this boundary area automatically attend this school. Students residing **south of Atlantic Blvd. and north of Oakland Park Blvd.**, may apply for admission to the Performing Arts Program. Students will be admitted in accordance with the provisions of School Board Policy #5004.

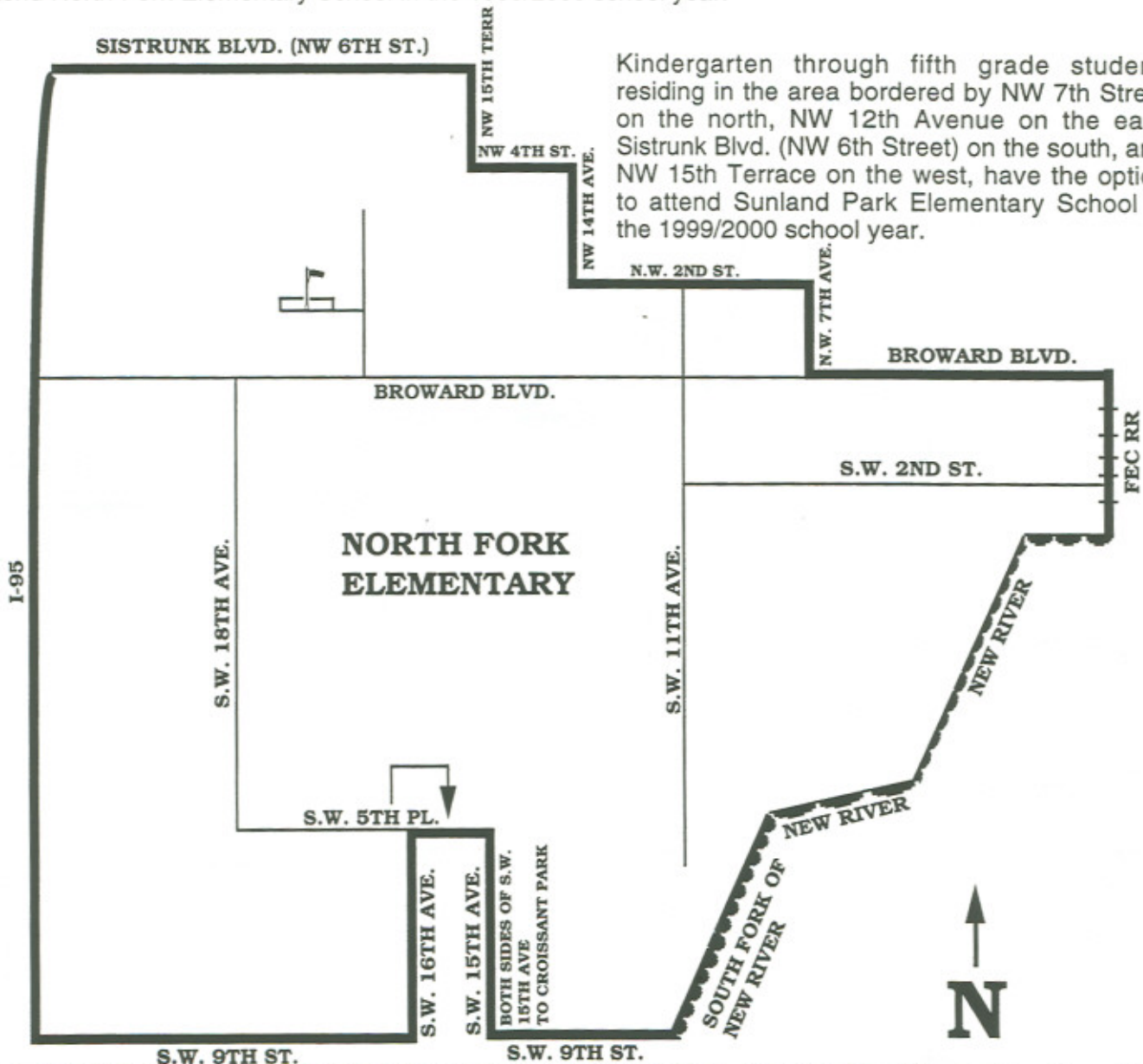




**NORTH FORK ELEMENTARY**  
 101 NW 15 AVENUE  
 FORT LAUDERDALE, FLORIDA 33311  
 765-6874

Boundaries in this book are for the 1999/2000 school year only. The boundaries are established annually by the School Board. For current information on boundaries, please contact Pupil Placement at 765-6285

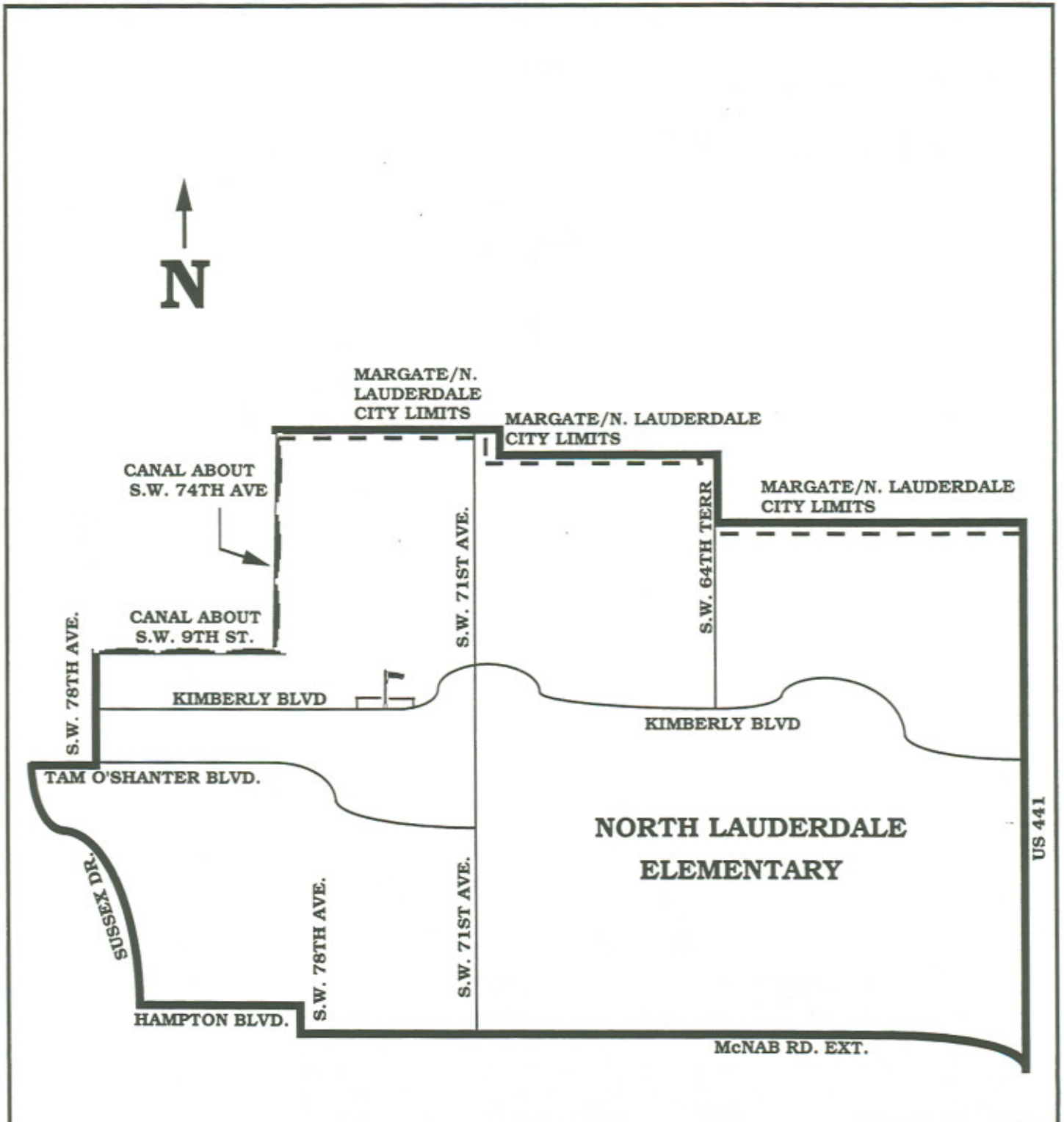
Kindergarten through fifth grade students residing in the area bordered by NW 7th Street on the north, NW 12th Avenue on the east, NW 2nd Street on the south, NW 14th Ave. on the west, NW 4th St. on the south and NW 15th Terrace on the west, who are assigned to Harbordale Elementary School, may choose to attend North Fork Elementary School in the 1999/2000 school year.



**A MAGNET SCHOOL FOR MARINE AND ENVIRONMENTAL SCIENCES:** Kindergarten through fifth grade students **Countywide**, may apply for admission to the Marine and Environmental Sciences Magnet Program. Students will be admitted in accordance with the provisions of School Board Policy #5004. Transportation will be provided for students residing south of Atlantic Blvd., east of Hiatus Rd., North of Interstate 595 and west of the Atlantic Ocean.

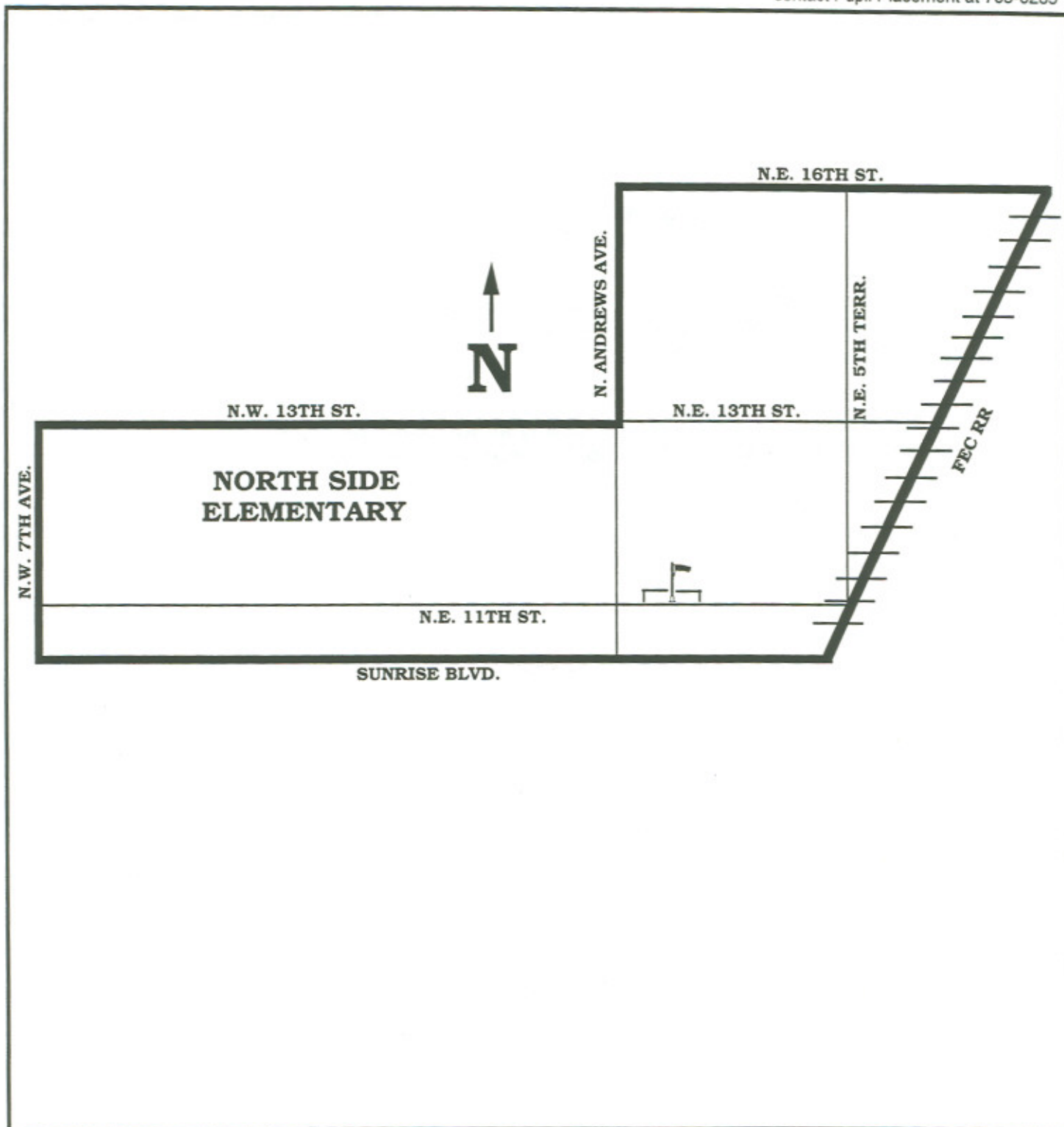
**NORTH LAUDERDALE ELEMENTARY**  
7500 KIMBERLY BOULEVARD  
NORTH LAUDERDALE, FLORIDA 33068  
726-7550

Boundaries in this book are for the 1999/2000 school year only. The boundaries are established annually by the School Board. For current information on boundaries, please contact Pupil Placement at 765-6285



**NORTH SIDE ELEMENTARY**  
120 NE 11 STREET  
**FORT LAUDERDALE, FLORIDA 33304**  
765-6886

Boundaries in this book are for the 1999/2000 school year only. The boundaries are established annually by the School Board. For current information on boundaries, please contact Pupil Placement at 765-6285





**NOVA BLANCHE FORMAN ELEMENTARY**  
3521 DAVIE ROAD  
DAVIE, FLORIDA 33314  
370-1788

Boundaries in this book are for the 1999/2000 school year only. The boundaries are established annually by the School Board. For current information on boundaries, please contact Pupil Placement at 765-6285

### **1999/2000 SCHOOL YEAR**

A Research and Development Center. Vacancies are filled by applicants who reside in Broward County. Admittance will be made in accordance with School Board Policy #5003.

**Applications may be obtained at any school and are accepted between the first day of school in January and March 31st**

**NOVA EISENHOWER ELEMENTARY**  
6501 SW 39 STREET  
DAVIE, FLORIDA 33314  
370-1777

Boundaries in this book are for the 1999/2000 school year only. The boundaries are established annually by the School Board. For current information on boundaries, please contact Pupil Placement at 765-6285

**1999/2000 SCHOOL YEAR**

A Research and Development Center. Vacancies are filled by applicants who reside in Broward County. Admittance will be made in accordance with School Board Policy #5003.

**Applications may be obtained at any school and are accepted between the first day of school in January and March 31st**

**OAKLAND PARK ELEMENTARY**  
936 NE 33 STREET  
OAKLAND PARK, FLORIDA 33334  
390-0790

Boundaries in this book are for the 1999/2000 school year only. The boundaries are established annually by the School Board. For current information on boundaries, please contact Pupil Placement at 765-6285





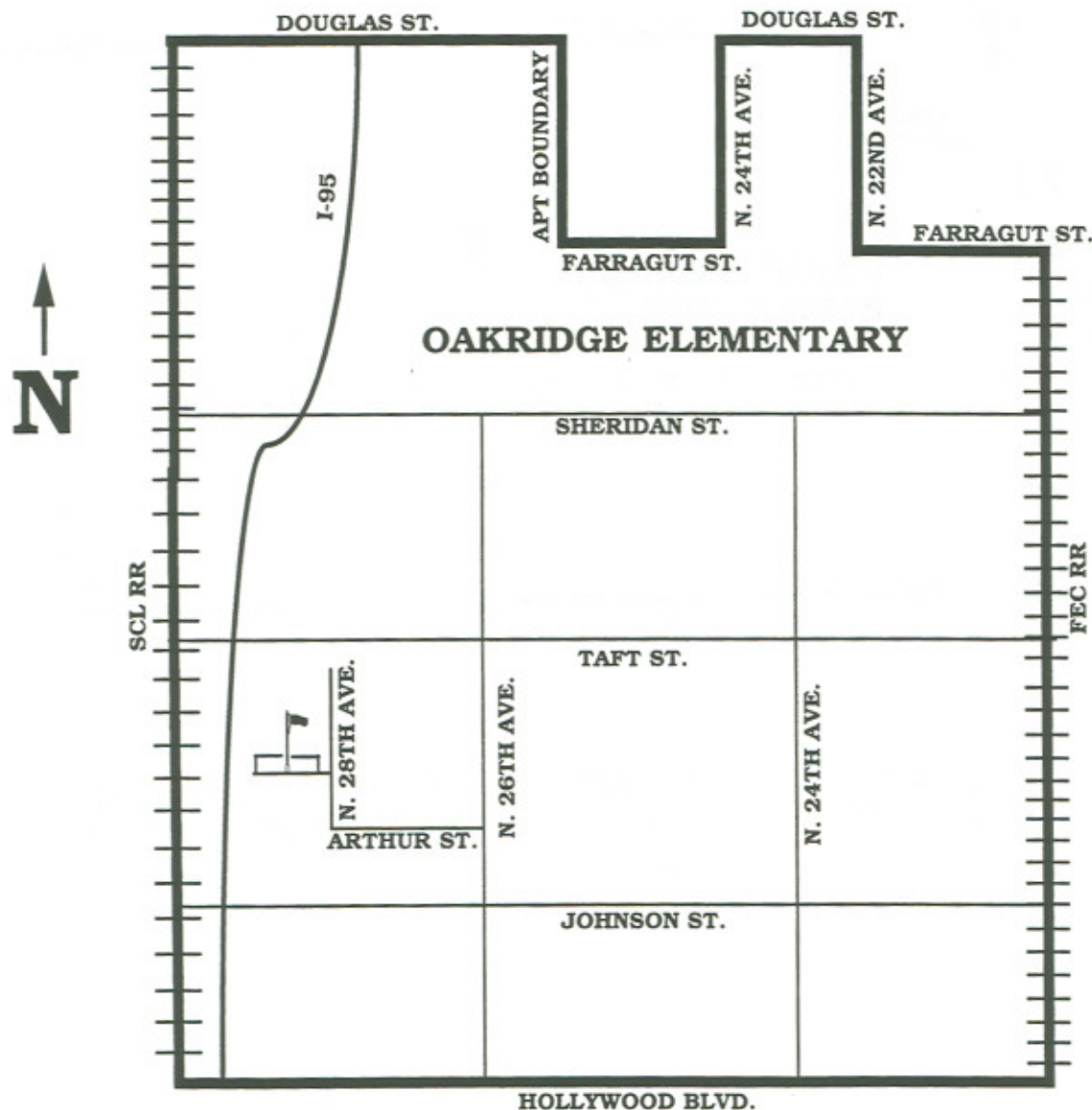
**OAKRIDGE ELEMENTARY**  
1507 N. 28 AVENUE  
HOLLYWOOD, FLORIDA 33020  
926-0940

Boundaries in this book are for the 1999/2000 school year only. The boundaries are established annually by the School Board. For current information on boundaries, please contact Pupil Placement at 765-6285

Students residing south of Charleston Street extended and Charleston Street, west of N. 22nd Ave., north of Douglas St., west of N. 24th Ave., north of Farragut St., east of Crystal Lake Apartments boundary, north of Douglas St. extended, and east of Interstate 95 have the option to attend Oakridge Elementary School in the 1999/2000 school year.

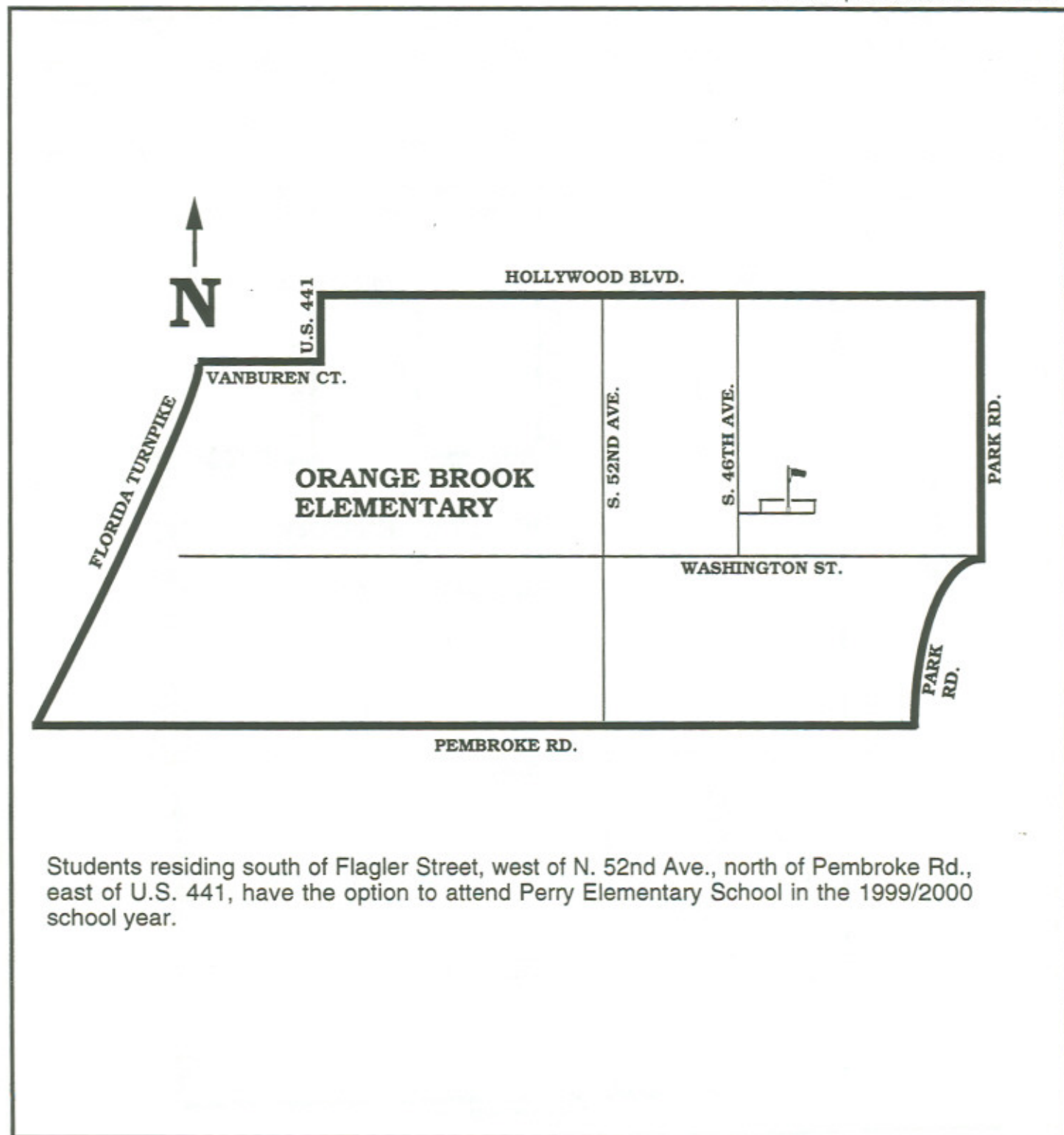
One hundred seats are reserved Bethune Elementary for Kindergarten through fifth grade students who reside in the community\*.

\* East of Interstate 95, south of Charleston Street extended and Charleston Street, west of North 22nd Avenue, south of Farragut Street, west of the FEC Railroad; north of Sheridan Street.



**ORANGE BROOK ELEMENTARY**  
715 S. 46 AVENUE  
HOLLYWOOD, FLORIDA 33021  
985-2920

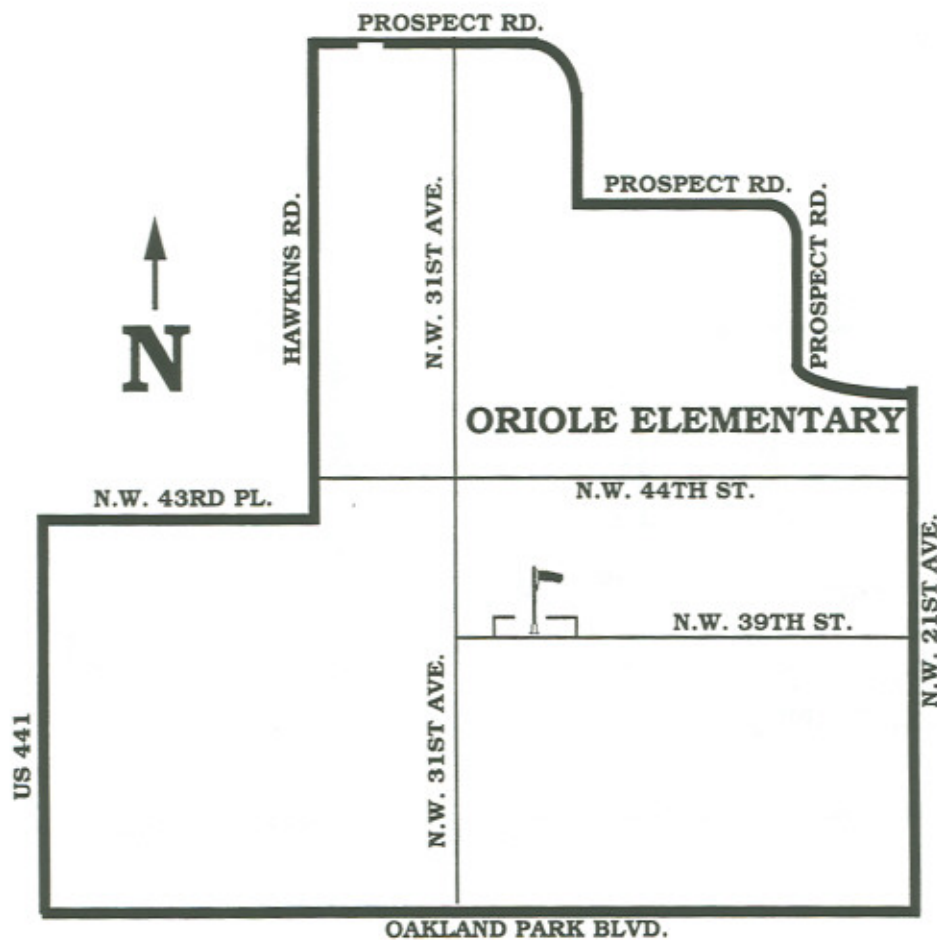
Boundaries in this book are for the 1999/2000 school year only. The boundaries are established annually by the School Board. For current information on boundaries, please contact Pupil Placement at 765-6285



Students residing south of Flagler Street, west of N. 52nd Ave., north of Pembroke Rd., east of U.S. 441, have the option to attend Perry Elementary School in the 1999/2000 school year.

**ORIOLE ELEMENTARY**  
3081 NW 39 STREET  
LAUDERDALE LAKES, FLORIDA 33309  
497-3930

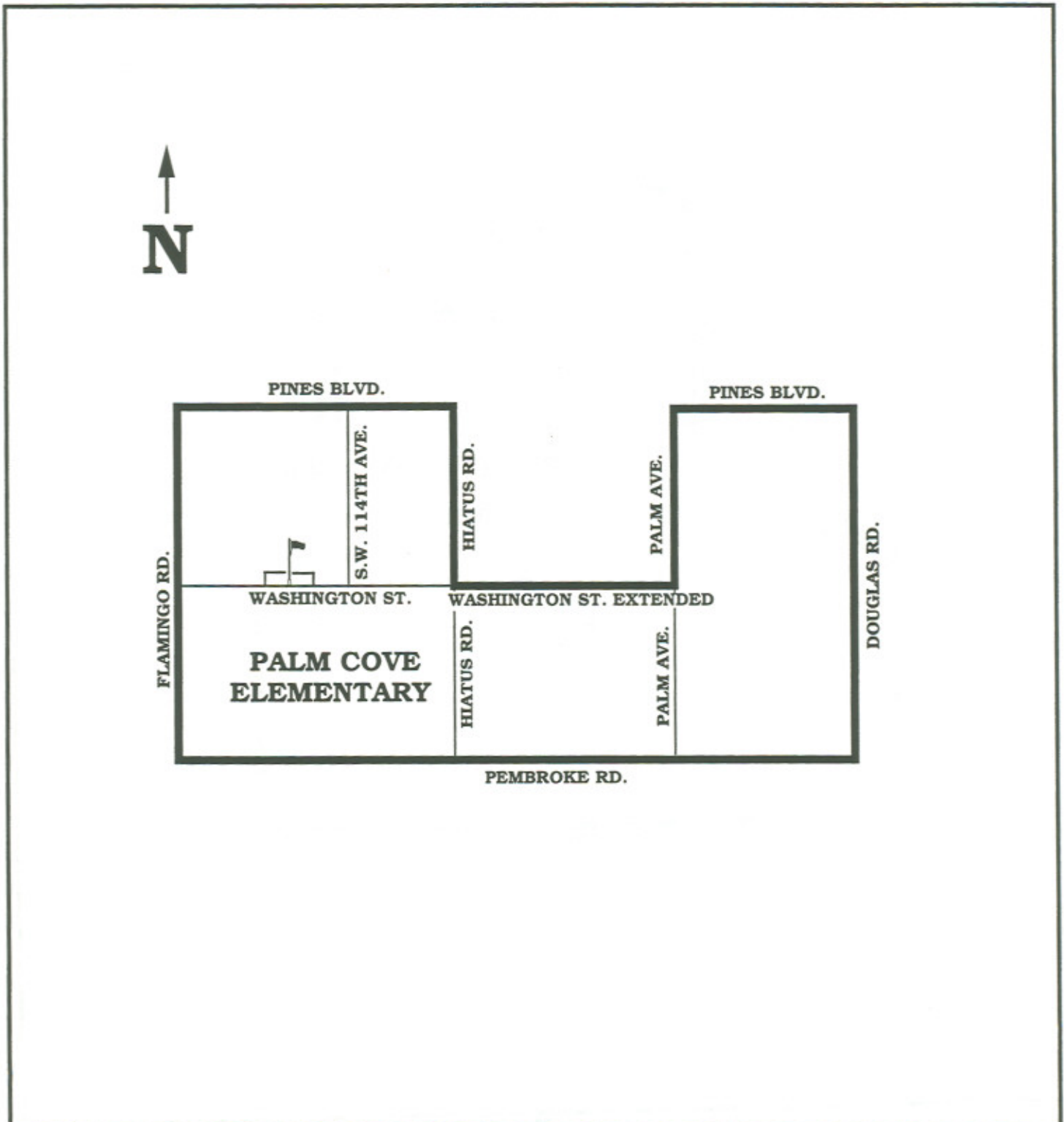
Boundaries in this book are for the 1999/2000 school year only. The boundaries are established annually by the School Board. For current information on boundaries, please contact Pupil Placement at 765-6285





**PALM COVE ELEMENTARY**  
11601 WASHINGTON STREET  
PEMBROKE PINES, FLORIDA 33025  
436-4000

Boundaries in this book are for the 1999/2000 school year only. The boundaries are established annually by the School Board. For current information on boundaries, please contact Pupil Placement at 765-6285

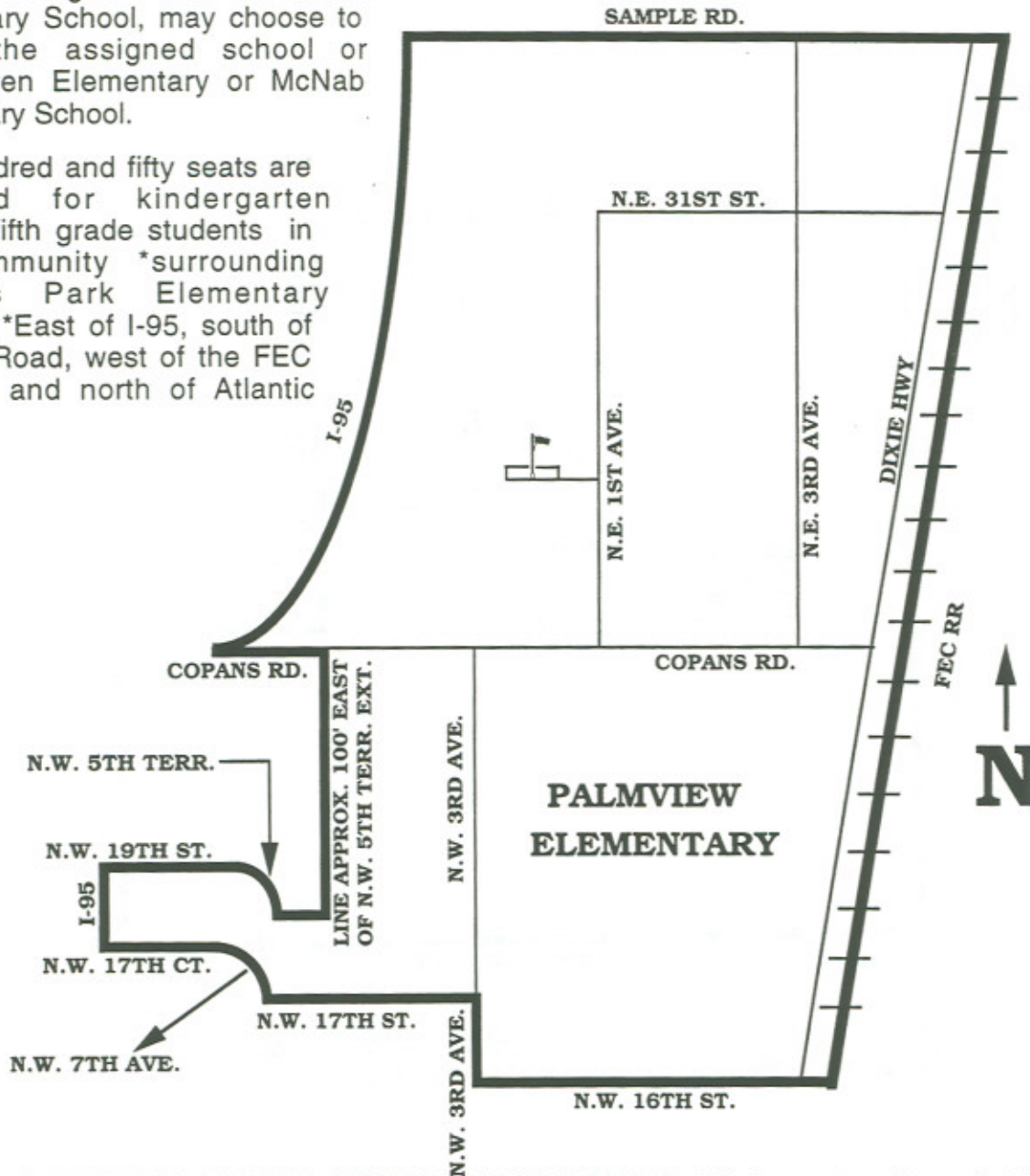


**PALMVIEW ELEMENTARY**  
2601 NE 1 AVENUE  
POMPANO BEACH, FLORIDA 33064  
786-3788

Boundaries in this book are for the 1999/2000 school year only. The boundaries are established annually by the School Board. For current information on boundaries, please contact Pupil Placement at 765-6285

Students residing in the community \*surrounding Sanders Park Elementary School, may choose to attend the assigned school or Cresthaven Elementary or McNab Elementary School.

One hundred and fifty seats are reserved for kindergarten through fifth grade students in the community \*surrounding Sanders Park Elementary School. \*East of I-95, south of Copans Road, west of the FEC Railroad and north of Atlantic Blvd.

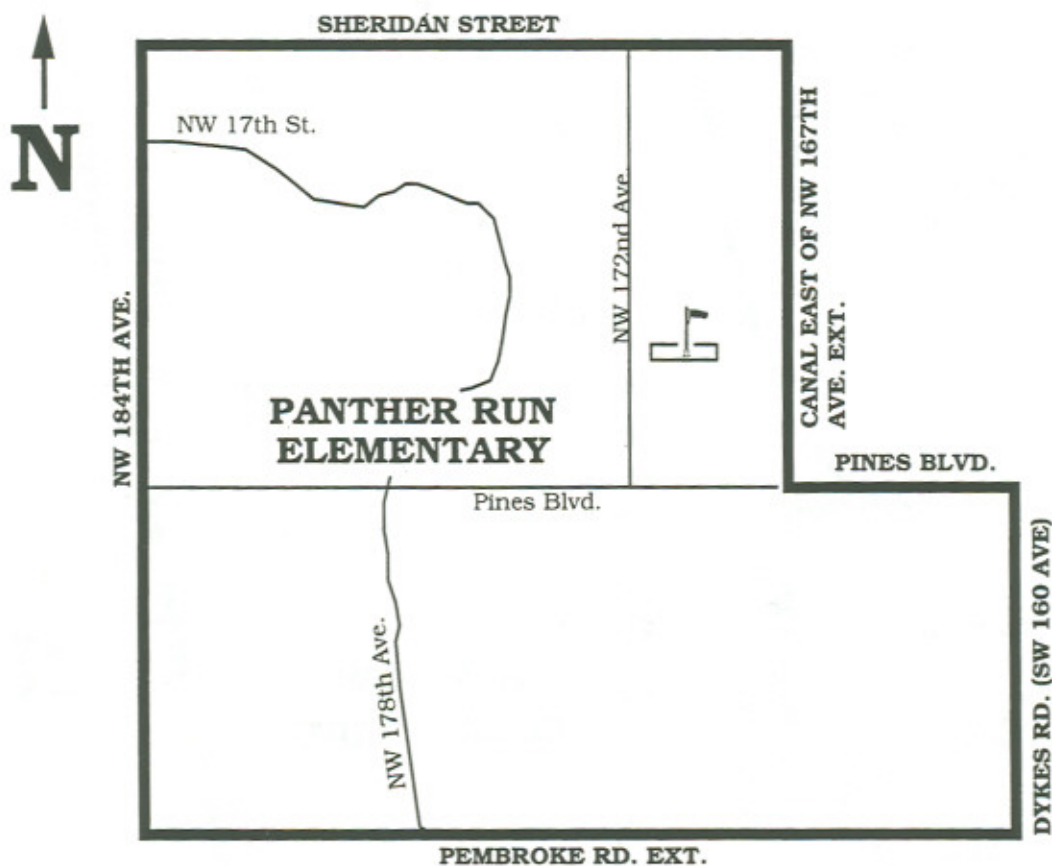


**AN ENVIRONMENTAL THEME ATTRACTOR PROGRAM:** Kindergarten through fifth grade students residing within the Coral Springs and Ely Innovation Zones, may apply for admission to the Environmental Theme Attractor Program. Students will be admitted in accordance with School Board Policy .

## PANTHER RUN ELEMENTARY

5400 SW 90 AVENUE  
COOPER CITY, FLORIDA 33328  
680-1025

Boundaries in this book are for the 1999/2000 school year only. The boundaries are established annually by the School Board. For current information on boundaries, please contact Pupil Placement at 765-6285



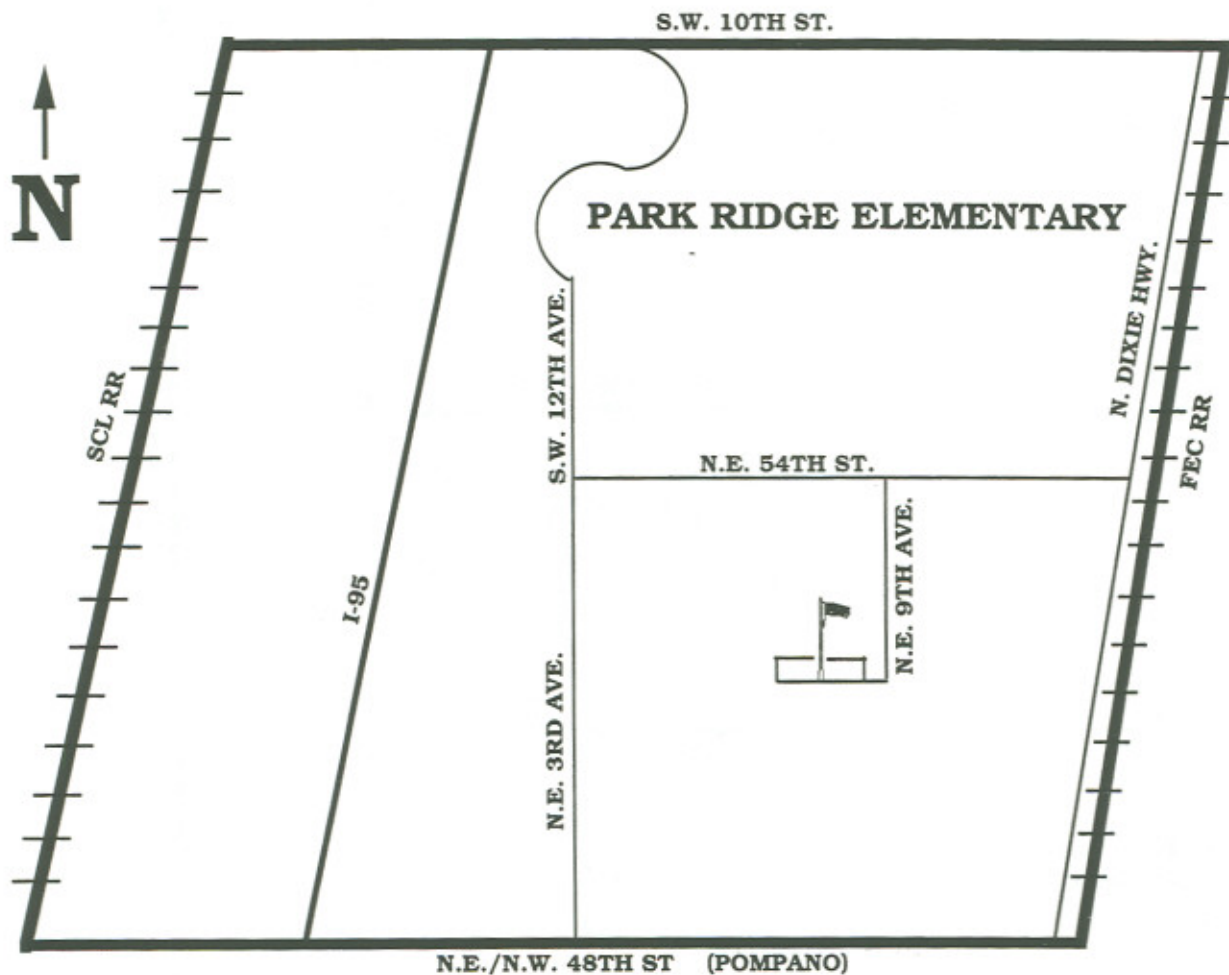
Sixth grade students residing in Panther Run Elementary school boundary area will attend Panther Run Elementary School in the 1999/2000 school year



**PARK RIDGE ELEMENTARY**  
5200 NE 9 AVENUE  
POMPANO BEACH, FLORIDA 33064  
481-5785

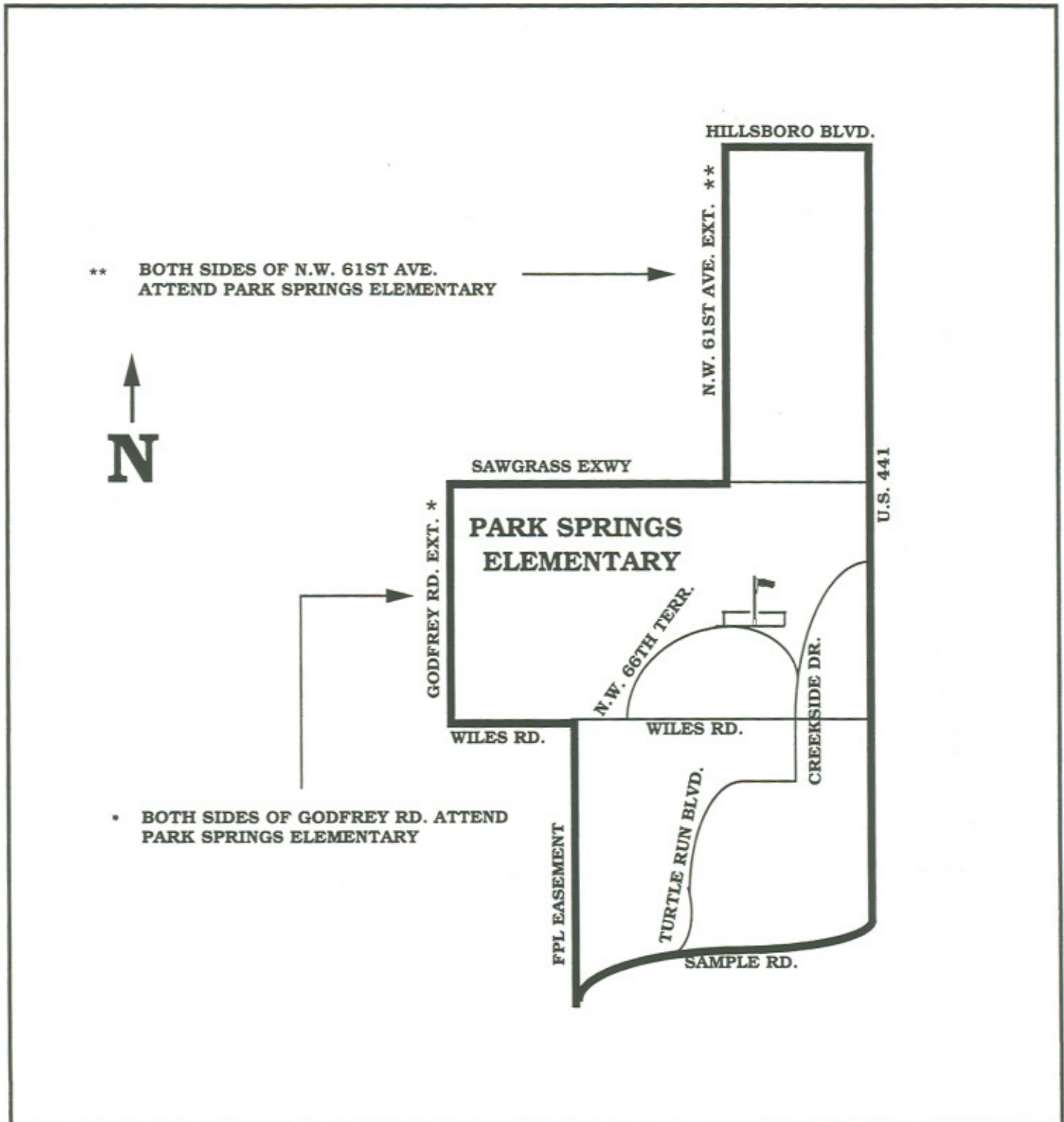
Boundaries in this book are for the 1999/2000 school year only. The boundaries are established annually by the School Board. For current information on boundaries, please contact Pupil Placement at 765-6285

Sixth grade students residing in Park Ridge Elementary school boundary area will be housed at Park Ridge Elementary School in the 1999/2000 school year



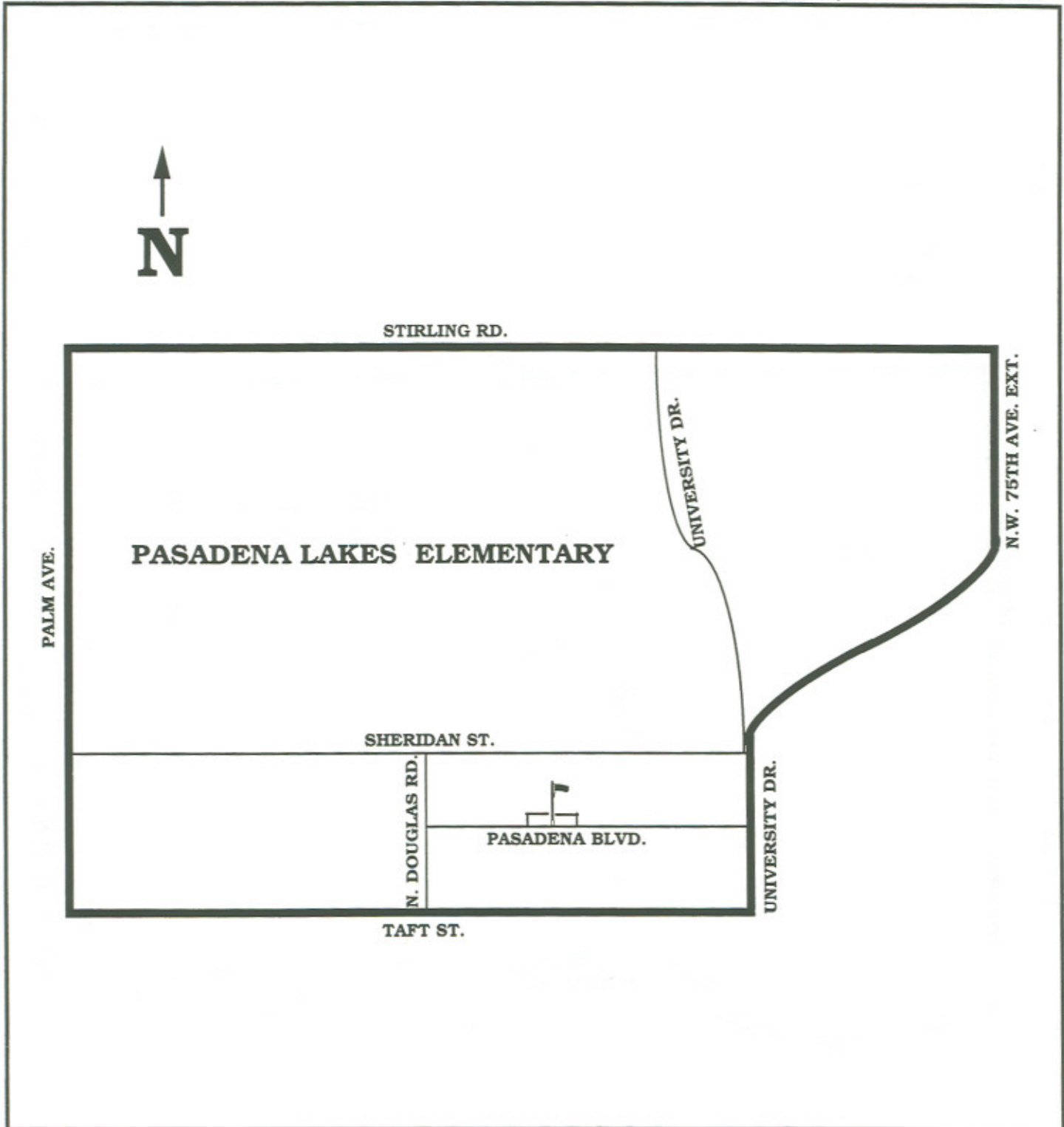
**PARK SPRINGS ELEMENTARY**  
5800 NW 66 TERRACE  
CORAL SPRINGS, FLORIDA 33067  
341-8000

Boundaries in this book are for the 1999/2000 school year only. The boundaries are established annually by the School Board. For current information on boundaries, please contact Pupil Placement at 765-6285



**PASADENA LAKES ELEMENTARY**  
8801 PASADENA BOULEVARD  
PEMBROKE PINES, FLORIDA 33024  
437-1900

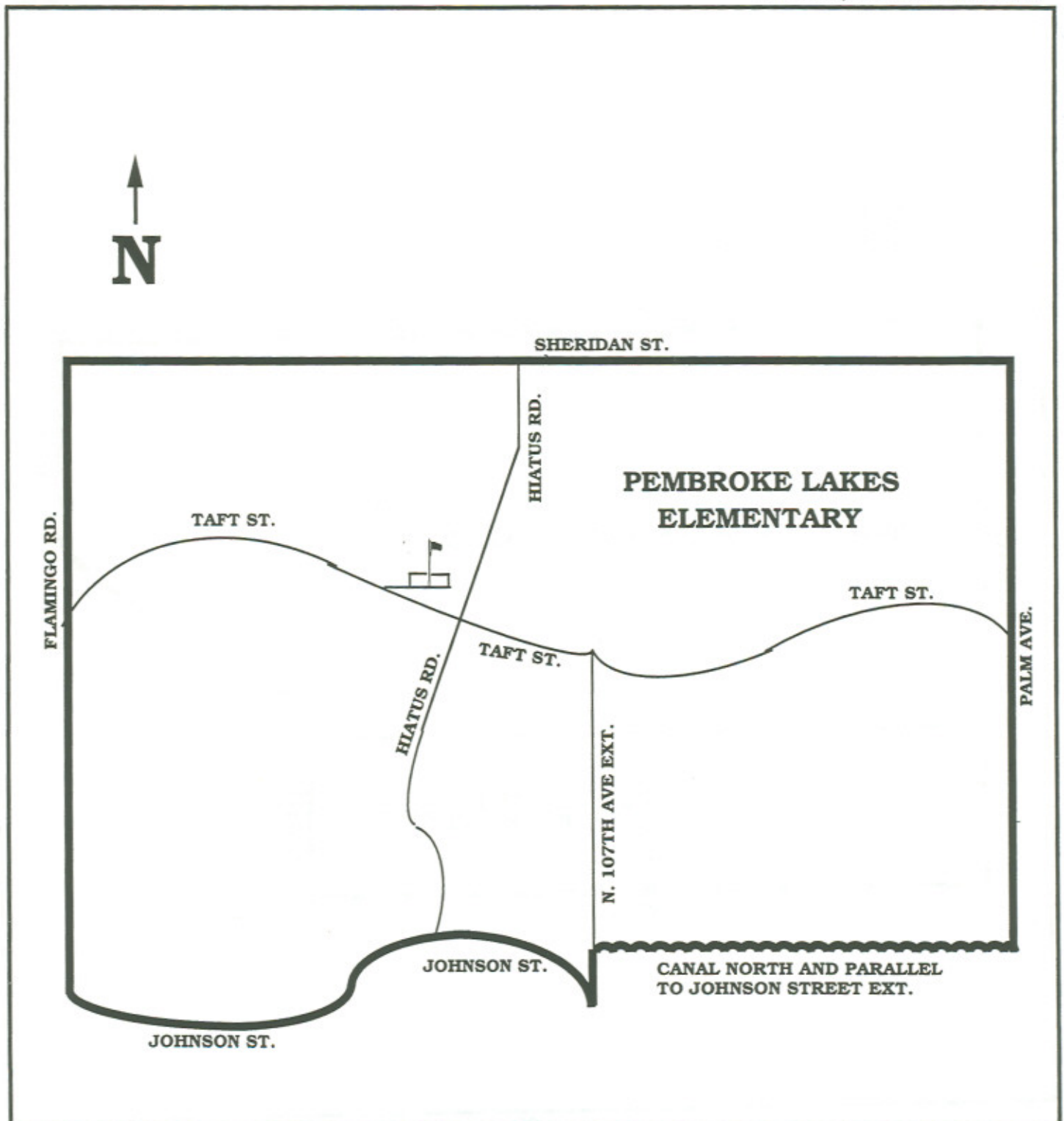
Boundaries in this book are for the 1999/2000 school year only. The boundaries are established annually by the School Board. For current information on boundaries, please contact Pupil Placement at 765-6285





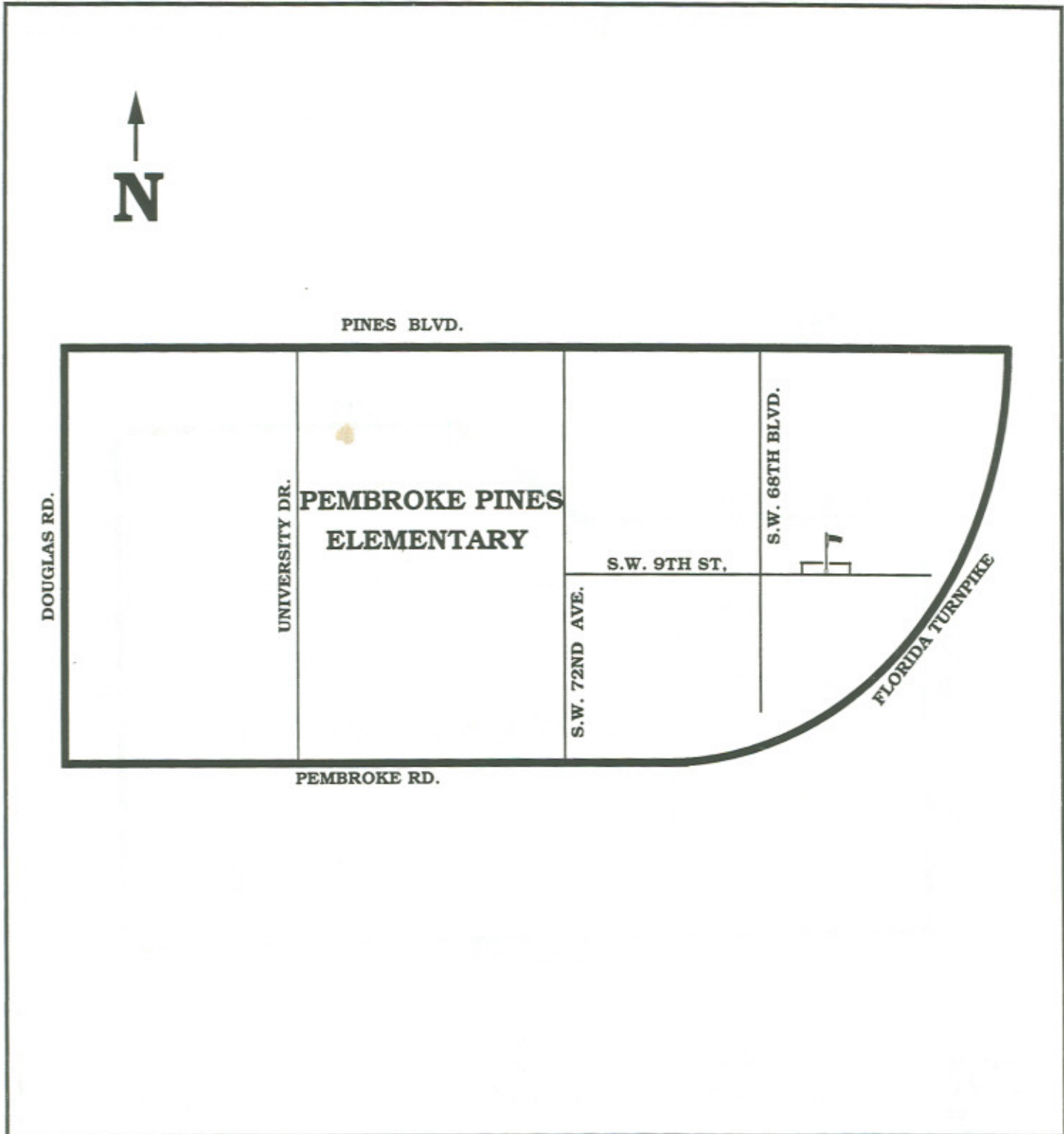
**PEMBROKE LAKES ELEMENTARY**  
11251 TAFT STREET  
PEMBROKE PINES, FLORIDA 33026  
437-1940

Boundaries in this book are for the 1999/2000 school year only. The boundaries are established annually by the School Board. For current information on boundaries, please contact Pupil Placement at 765-6285



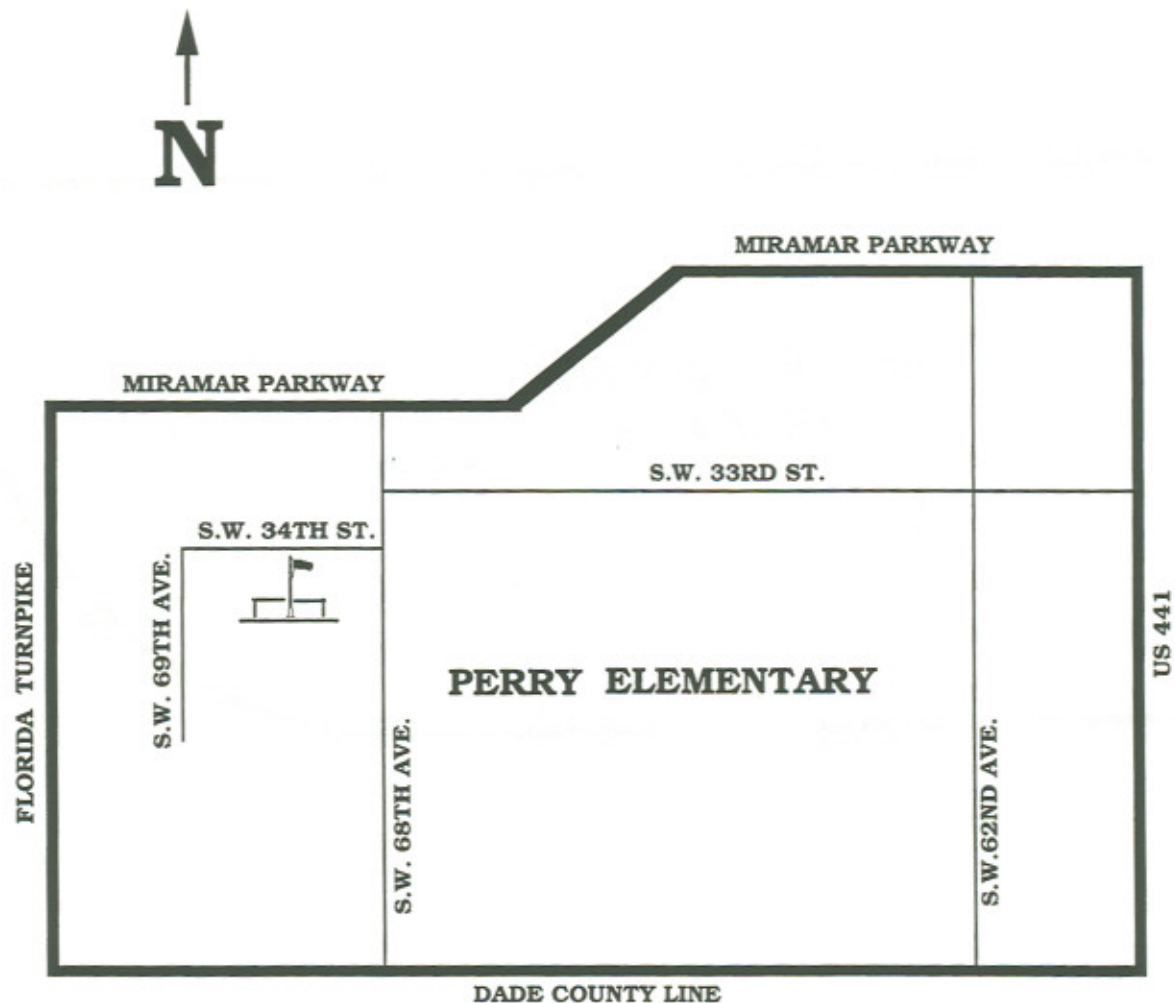
**PEMBROKE PINES ELEMENTARY**  
6700 SW 9 STREET  
PEMBROKE PINES, FLORIDA 33023  
985-2860

Boundaries in this book are for the 1999/2000 school year only. The boundaries are established annually by the School Board. For current information on boundaries, please contact Pupil Placement at 765-6285



**PERRY, ANNABEL C. ELEMENTARY**  
6850 SW 34 STREET  
MIRAMAR, FLORIDA 33023  
985-5444

Boundaries in this book are for the 1999/2000 school year only. The boundaries are established annually by the School Board. For current information on boundaries, please contact Pupil Placement at 765-6285

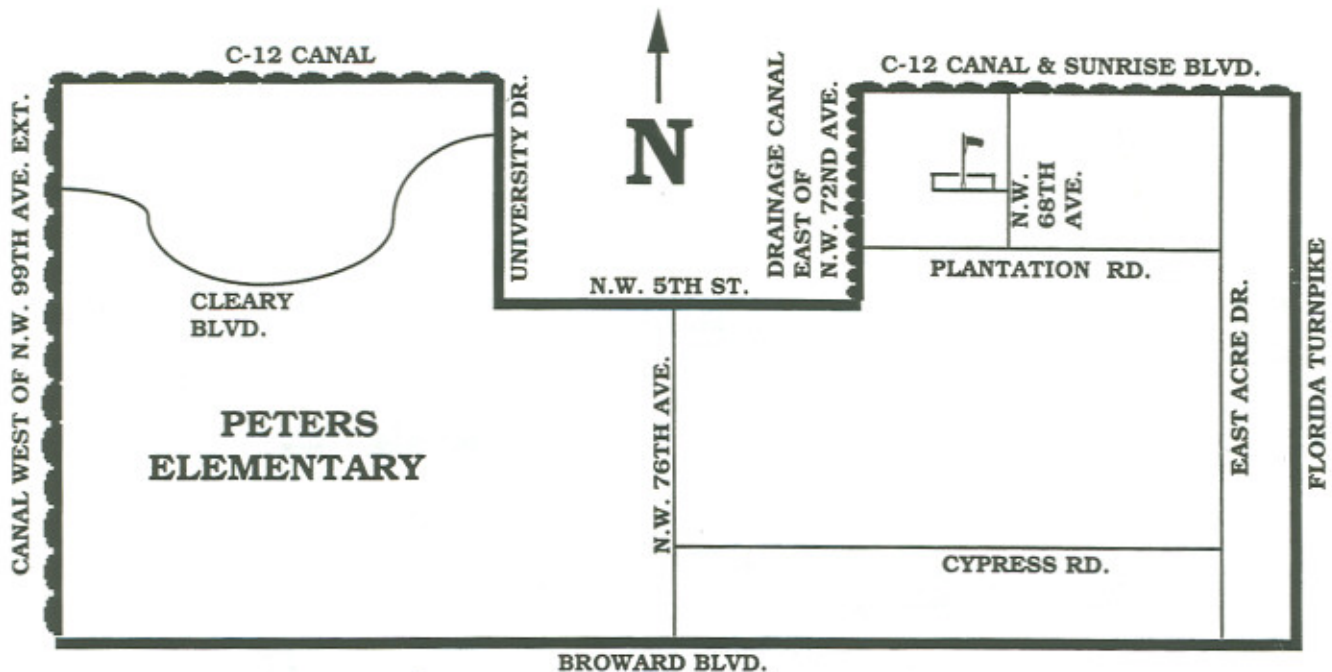


Students residing south of Flagler Street, west of N. 52nd Ave., north of Pembroke Rd., east of U.S. 441, have the option to attend Perry Elementary School in the 1999/2000 school year.



**PETERS ELEMENTARY**  
851 NW 68 AVENUE  
PLANTATION, FLORIDA 33317  
797-4220

Boundaries in this book are for the 1999/2000 school year only. The boundaries are established annually by the School Board. For current information on boundaries, please contact Pupil Placement at 765-6285

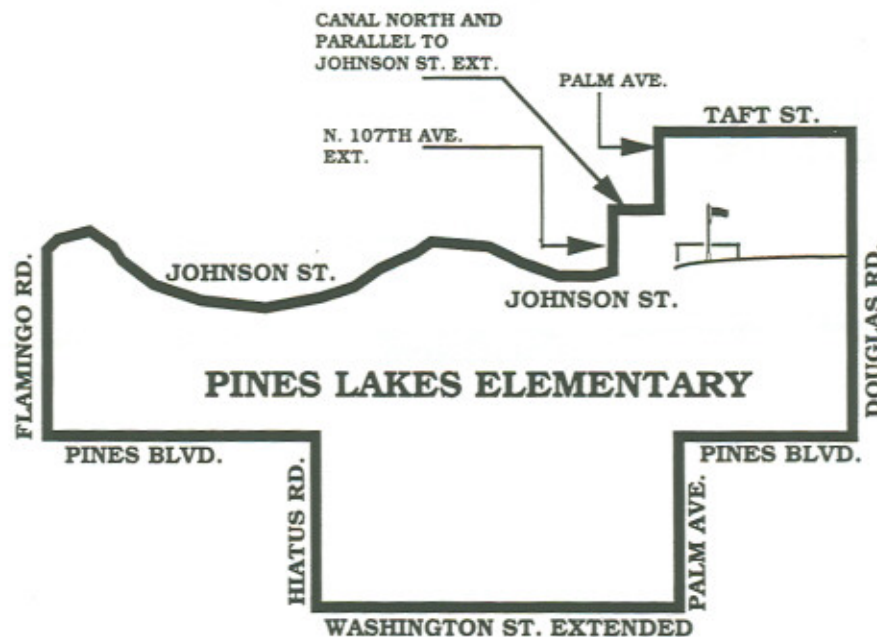


Students residing south of NW 29th St., west of Martin Luther King Blvd. (NW 31st Ave.), north of NW 24th St. extended, and east of the canal east of NW 34th Terr., have the option to attend Peters Elementary School in the 1999/2000 school year.

Students residing south of NW 19th Street, west of Martin Luther King Blvd. (NW 31st Ave.), north of NW 17th Court extended, and east of NW 32nd Ave. extended, have the option to attend Peters Elementary school in the 1999/2000 school year.

**PINES LAKES ELEMENTARY**  
10300 JOHNSON STREET  
PEMBROKE PINES, FLORIDA 33036  
437-1920

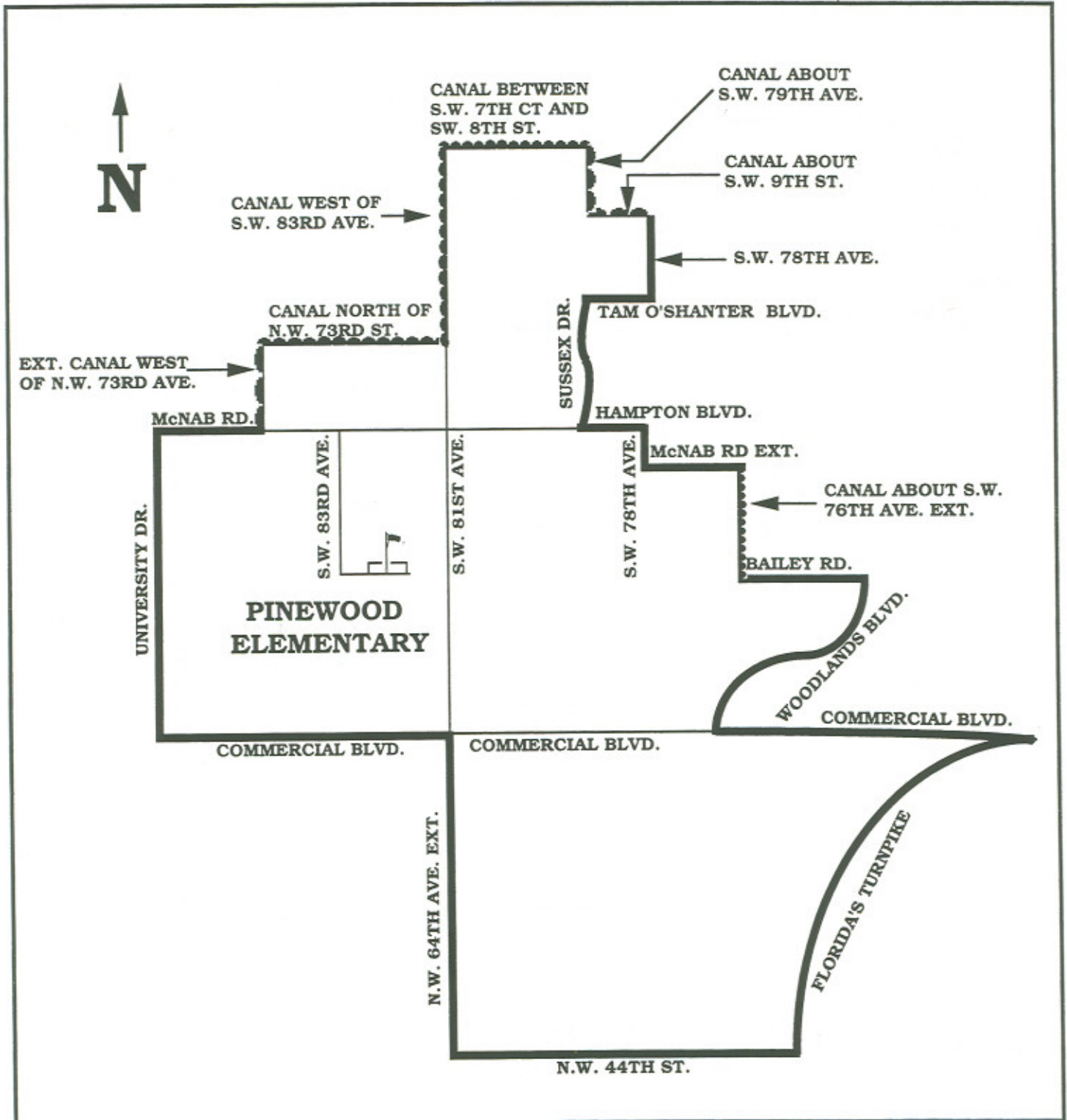
Boundaries in this book are for the 1999/2000 school year only. The boundaries are established annually by the School Board. For current information on boundaries, please contact Pupil Placement at 765-6285



Sixth grade students residing in Pines Lakes Elementary school boundary area will attend Pines Lakes Elementary School in the 1999/2000 school year

PINEWOOD ELEMENTARY  
1600 SW 83 AVENUE  
NORTH LAUDERDALE, FLORIDA 33068  
726-7560

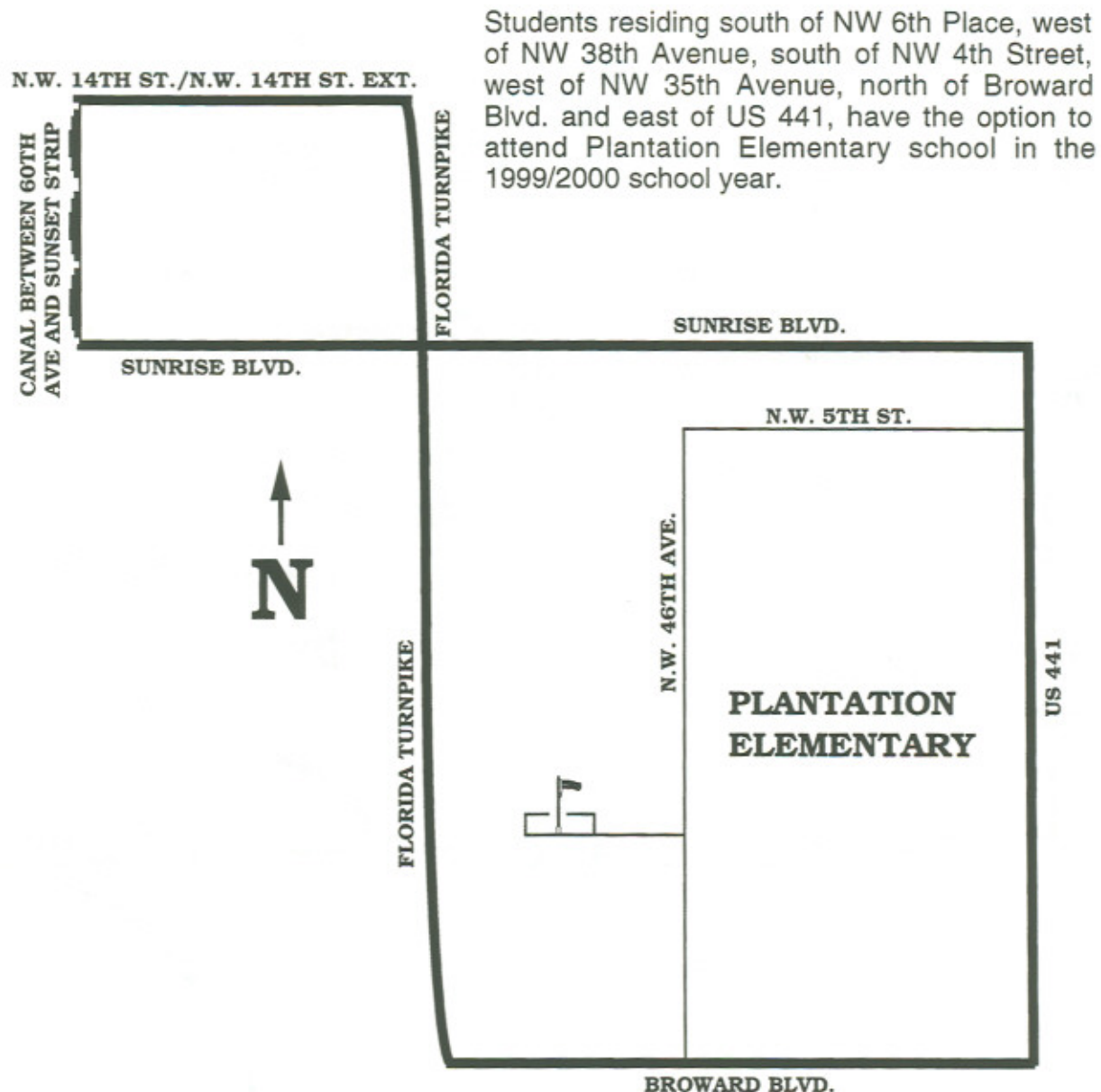
Boundaries in this book are for the 1999/2000 school year only. The boundaries are established annually by the School Board. For current information on boundaries, please contact Pupil Placement at 765-6285





**PLANTATION ELEMENTARY**  
301 NW 46 AVENUE  
PLANTATION, FLORIDA 33063  
797-4290

Boundaries in this book are for the 1999/2000 school year only. The boundaries are established annually by the School Board. For current information on boundaries, please contact Pupil Placement at 765-6285

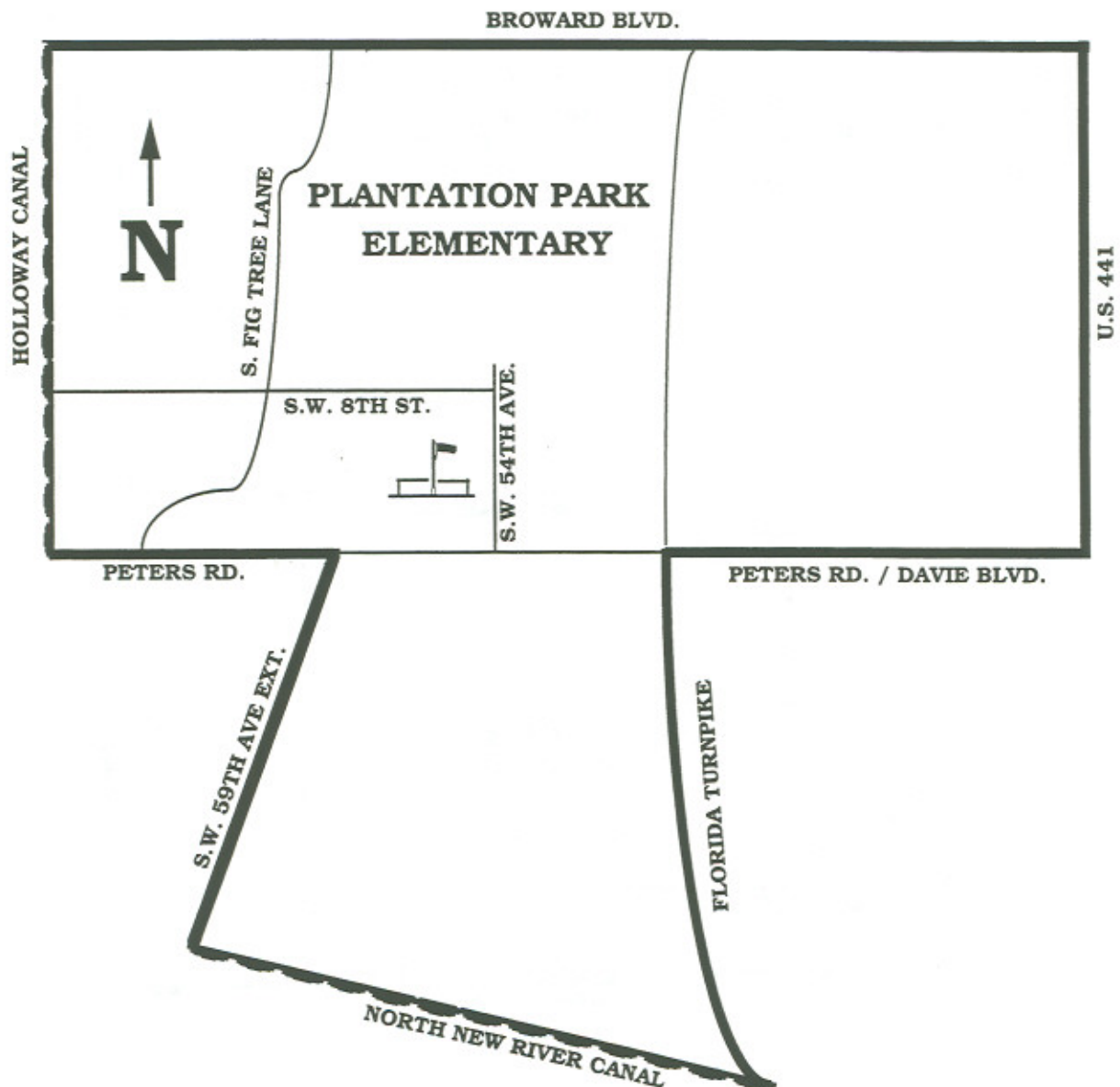


Students residing south of NW 19th Street, west of NW 33rd Avenue, north of NW 16th Street/NW 16th Street extended, and east of NW 34th Avenue/NW 34th Avenue extended, have the option to attend Plantation Elementary School in the 1999/2000 school year.

**PLANTATION PARK ELEMENTARY**  
875 SW 54 AVENUE  
PLANTATION, FLORIDA 33317  
797-4320

Boundaries in this book are for the 1999/2000 school year only. The boundaries are established annually by the School Board. For current information on boundaries, please contact Pupil Placement at 765-6285

Students residing south of Broward Blvd., west of US 441, north of Peters Road/Davie Blvd. and east of the Florida Turnpike, have the option to attend Broward Estates Elementary School in the 1999/2000 school year.

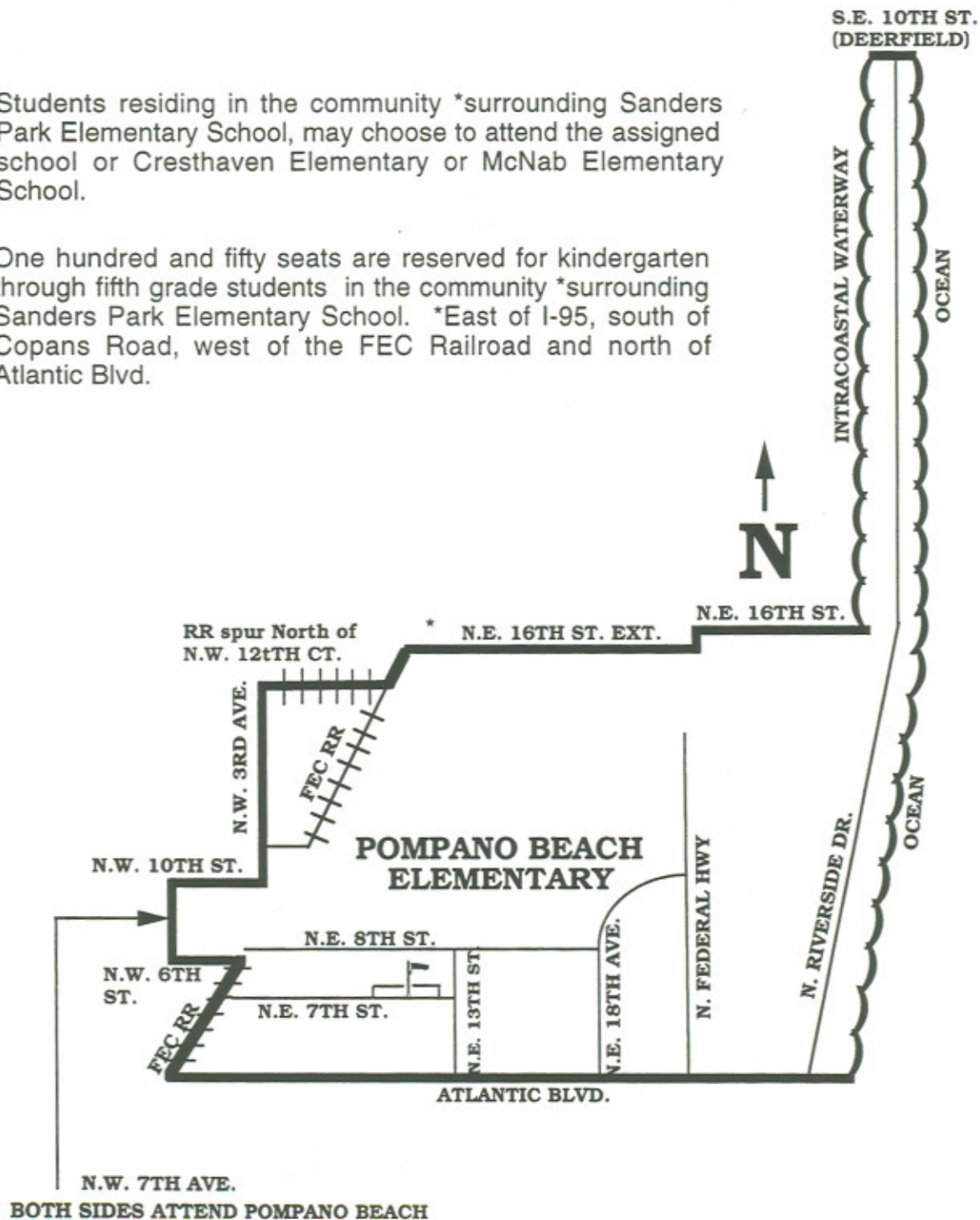


**POMPANO BEACH ELEMENTARY**  
700 NE 13 AVENUE  
POMPANO BEACH, FLORIDA 33060  
786-3700

Boundaries in this book are for the 1999/2000 school year only. The boundaries are established annually by the School Board. For current information on boundaries, please contact Pupil Placement at 765-6285

Students residing in the community \*surrounding Sanders Park Elementary School, may choose to attend the assigned school or Cresthaven Elementary or McNab Elementary School.

One hundred and fifty seats are reserved for kindergarten through fifth grade students in the community \*surrounding Sanders Park Elementary School. \*East of I-95, south of Copans Road, west of the FEC Railroad and north of Atlantic Blvd.

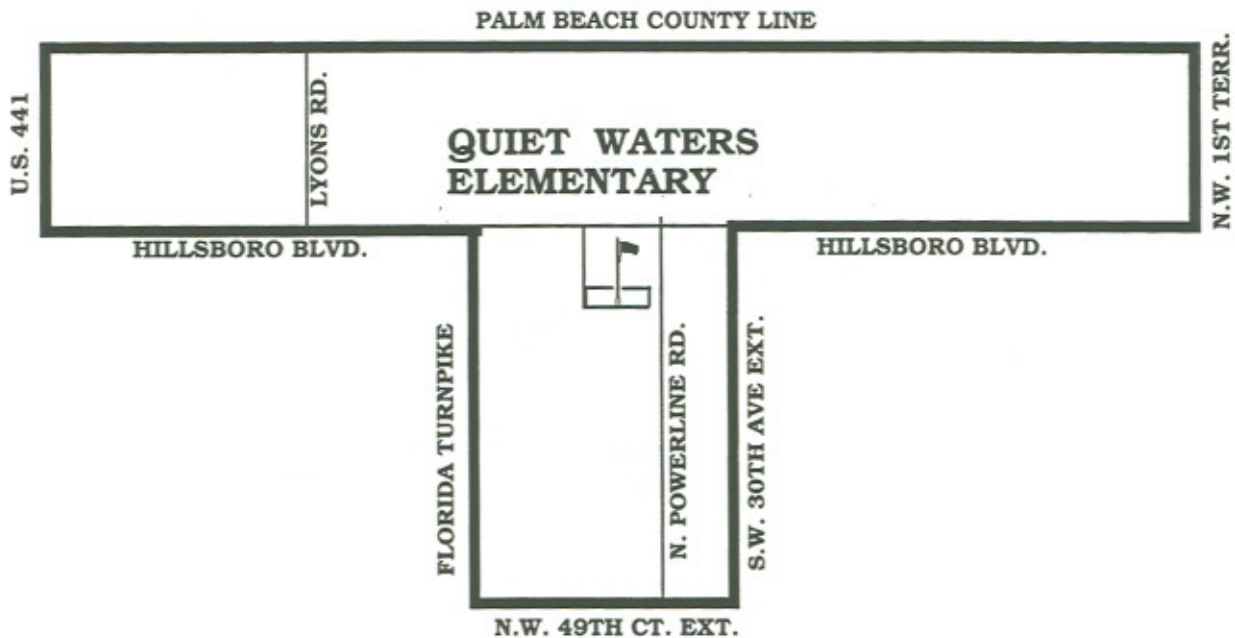




**QUIET WATERS ELEMENTARY**  
4150 WEST HILLSBORO BLVD.  
DEERFIELD BEACH, FLORIDA 33441  
422-5900

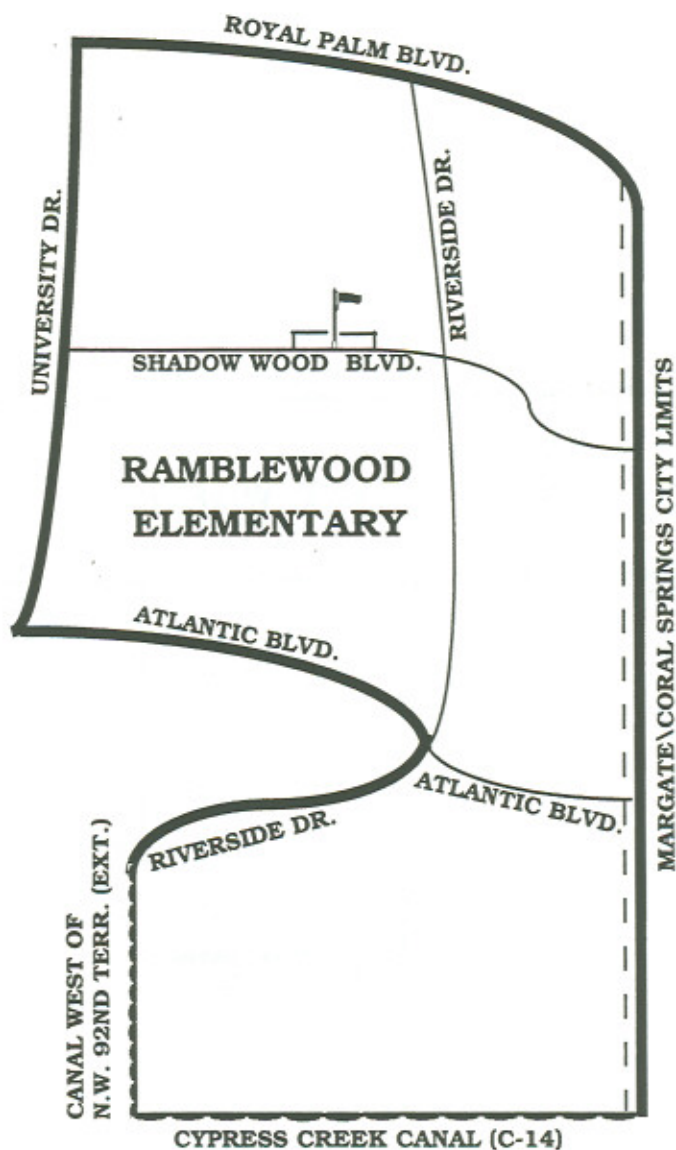
Boundaries in this book are for the 1999/2000 school year only. The boundaries are established annually by the School Board. For current information on boundaries, please contact Pupil Placement at 765-6285

Sixth grade students residing in Quiet Waters Elementary school boundary area will be housed at Quiet Waters Elementary School in the 1999/2000 school year



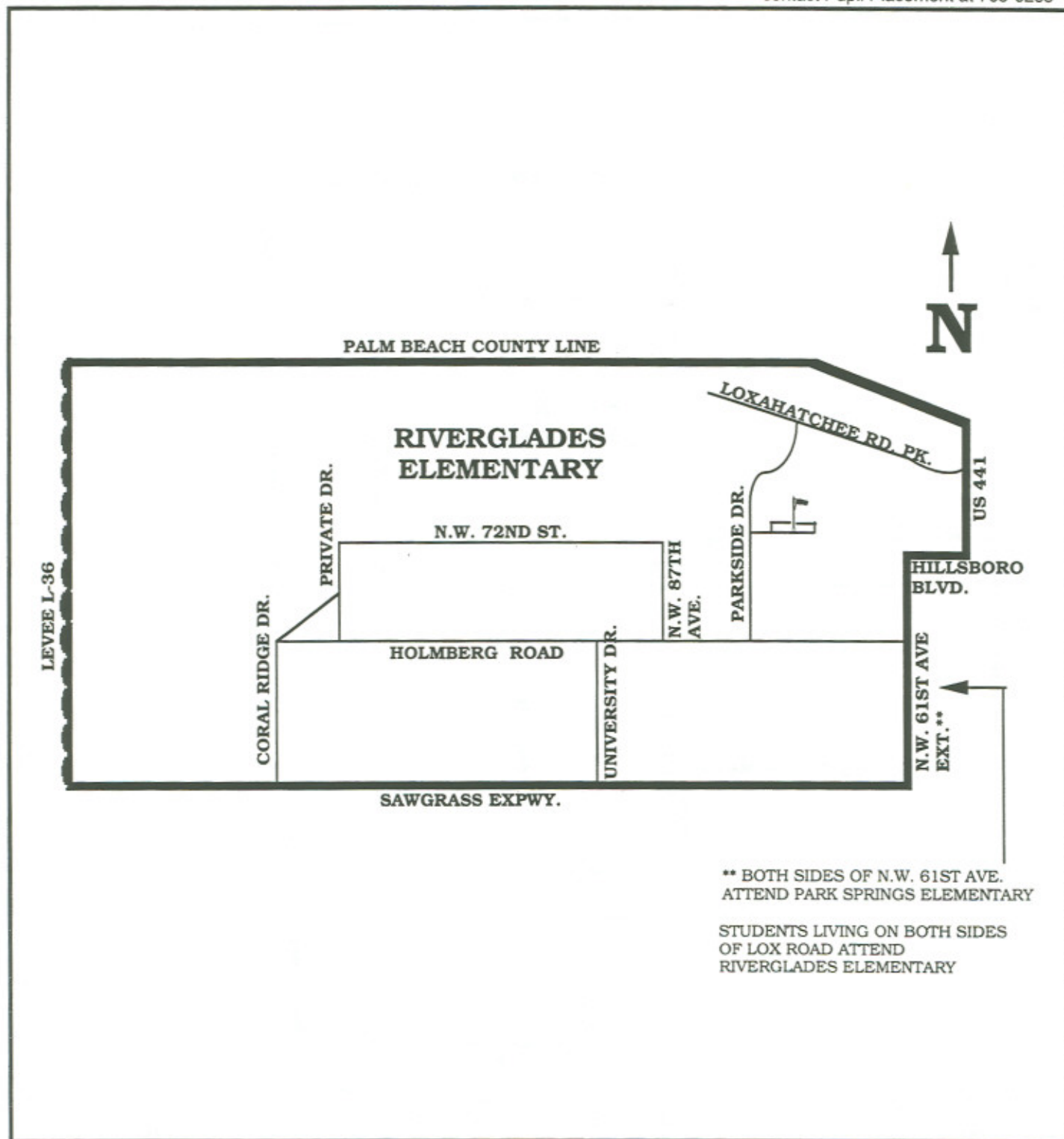
**RAMBLEWOOD ELEMENTARY**  
8950 SHADOWWOOD BOULEVARD  
CORAL SPRINGS, FLORIDA 33071  
344-5860

Boundaries in this book are for the 1999/2000 school year only. The boundaries are established annually by the School Board. For current information on boundaries, please contact Pupil Placement at 765-6285



**RIVERGLADES ELEMENTARY**  
7400 PARKSIDE DRIVE  
PARKLAND, FLORIDA 33067  
341-8050

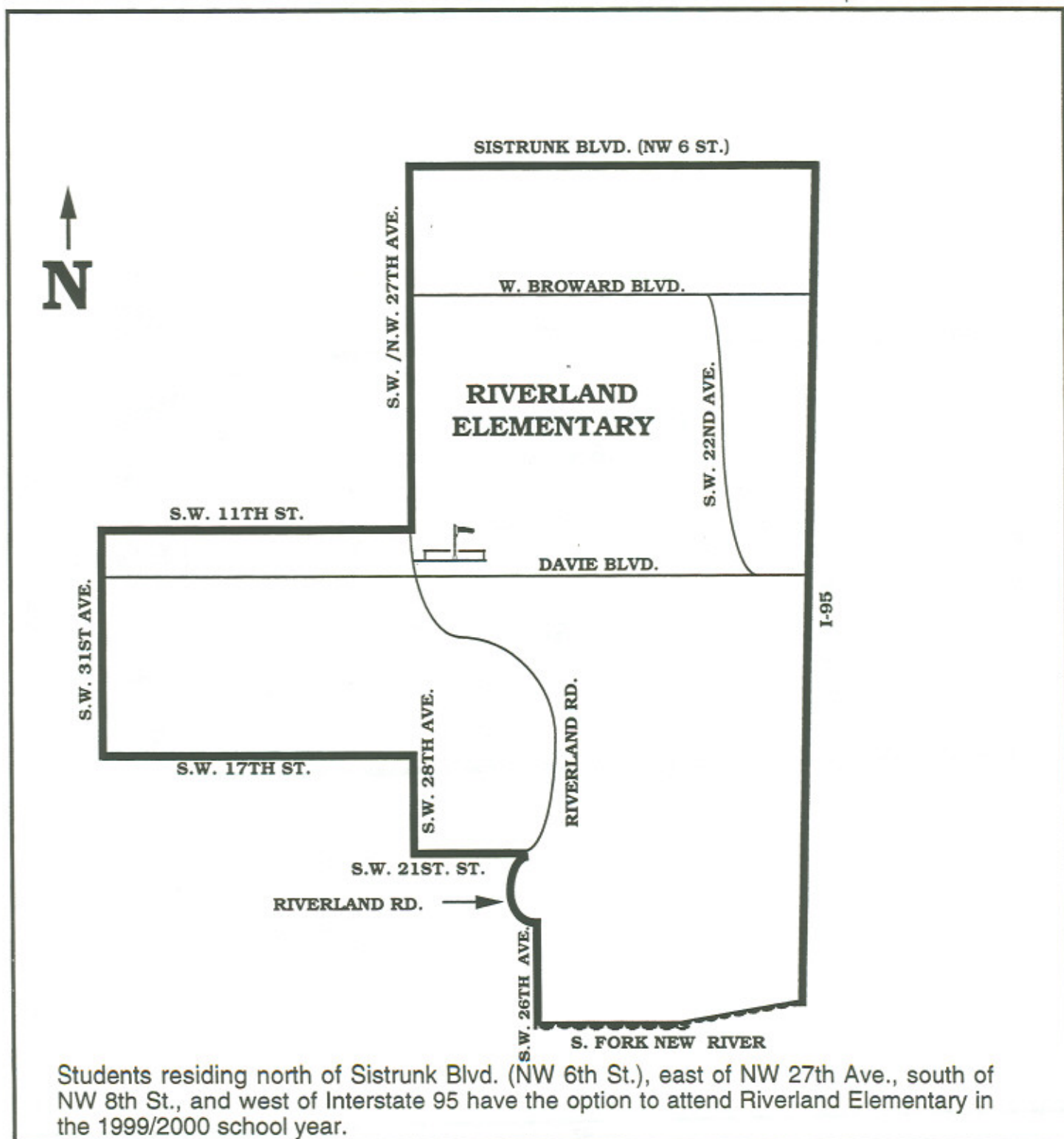
Boundaries in this book are for the 1999/2000 school year only. The boundaries are established annually by the School Board. For current information on boundaries, please contact Pupil Placement at 765-6285





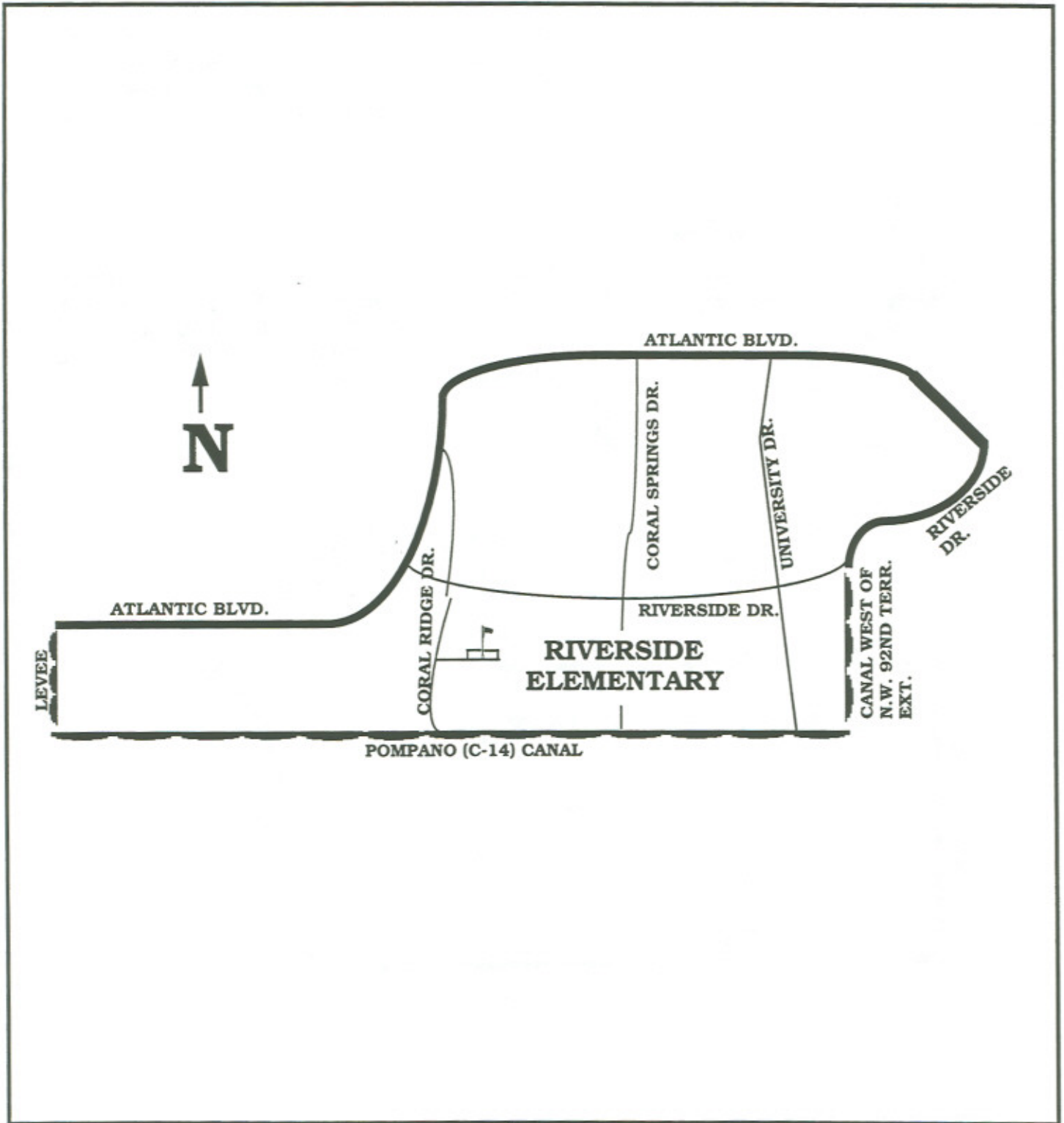
**RIVERLAND ELEMENTARY**  
2600 SW 11 COURT  
FORT LAUDERDALE, FLORIDA 33312  
797-4390

Boundaries in this book are for the 1999/2000 school year only. The boundaries are established annually by the School Board. For current information on boundaries, please contact Pupil Placement at 765-6285



**RIVERSIDE ELEMENTARY**  
11450 RIVERSIDE DRIVE  
CORAL SPRINGS, FLORIDA 33071  
341-0425

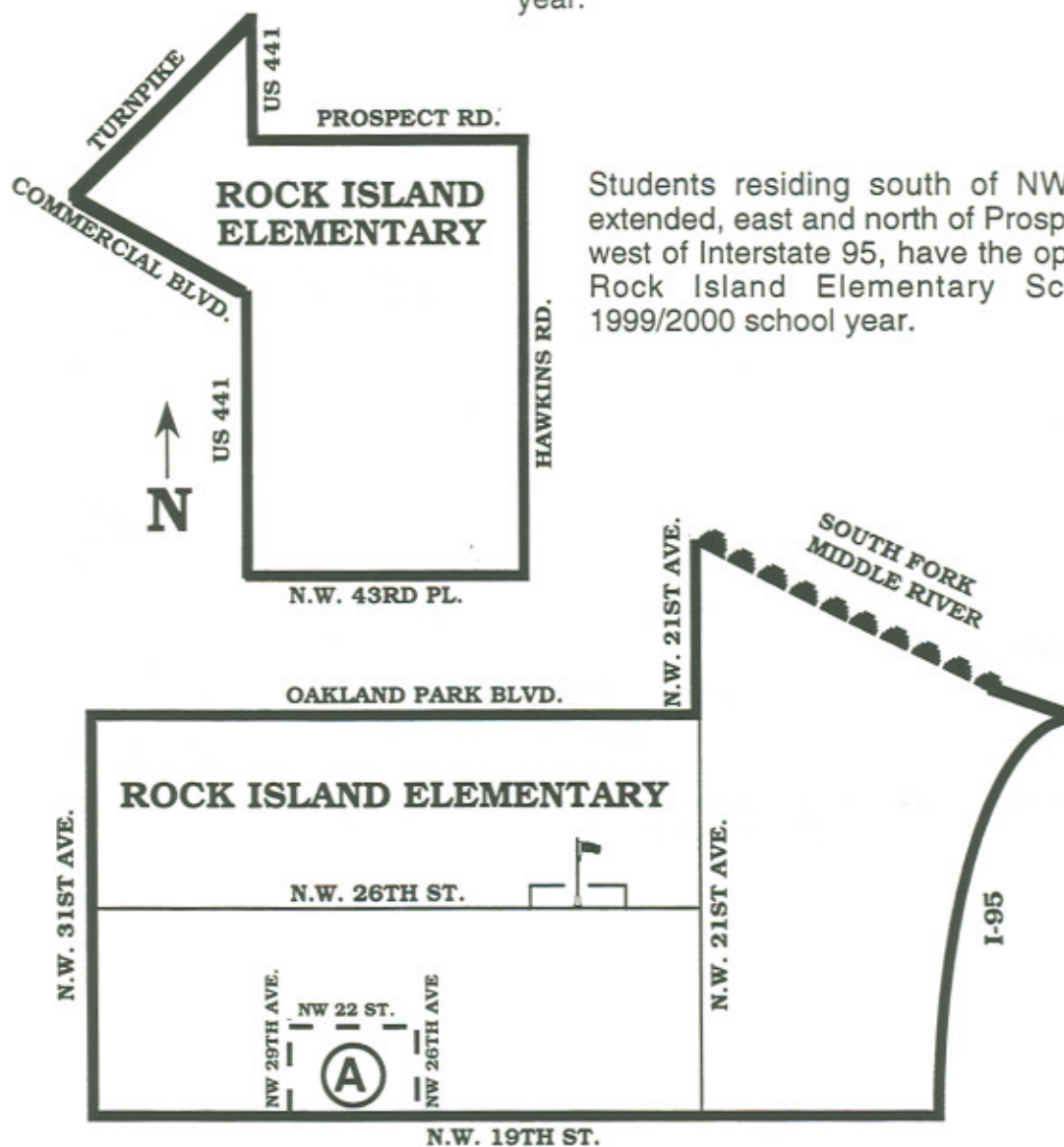
Boundaries in this book are for the 1999/2000 school year only. The boundaries are established annually by the School Board. For current information on boundaries, please contact Pupil Placement at 765-6285



**ROCK ISLAND ELEMENTARY**  
2301 NW 26 STREET  
OAKLAND PARK, FLORIDA 33311  
497-3940

Boundaries in this book are for the 1999/2000 school year only. The boundaries are established annually by the School Board. For current information on boundaries, please contact Pupil Placement at 765-6285

- Ⓐ Students residing south of NW 22nd Street, east of NW 29th Avenue, north of NW 19th Street and west of NW 26th Avenue, have the option to attend Lloyd Estates Elementary School in the 1999/2000 school year.

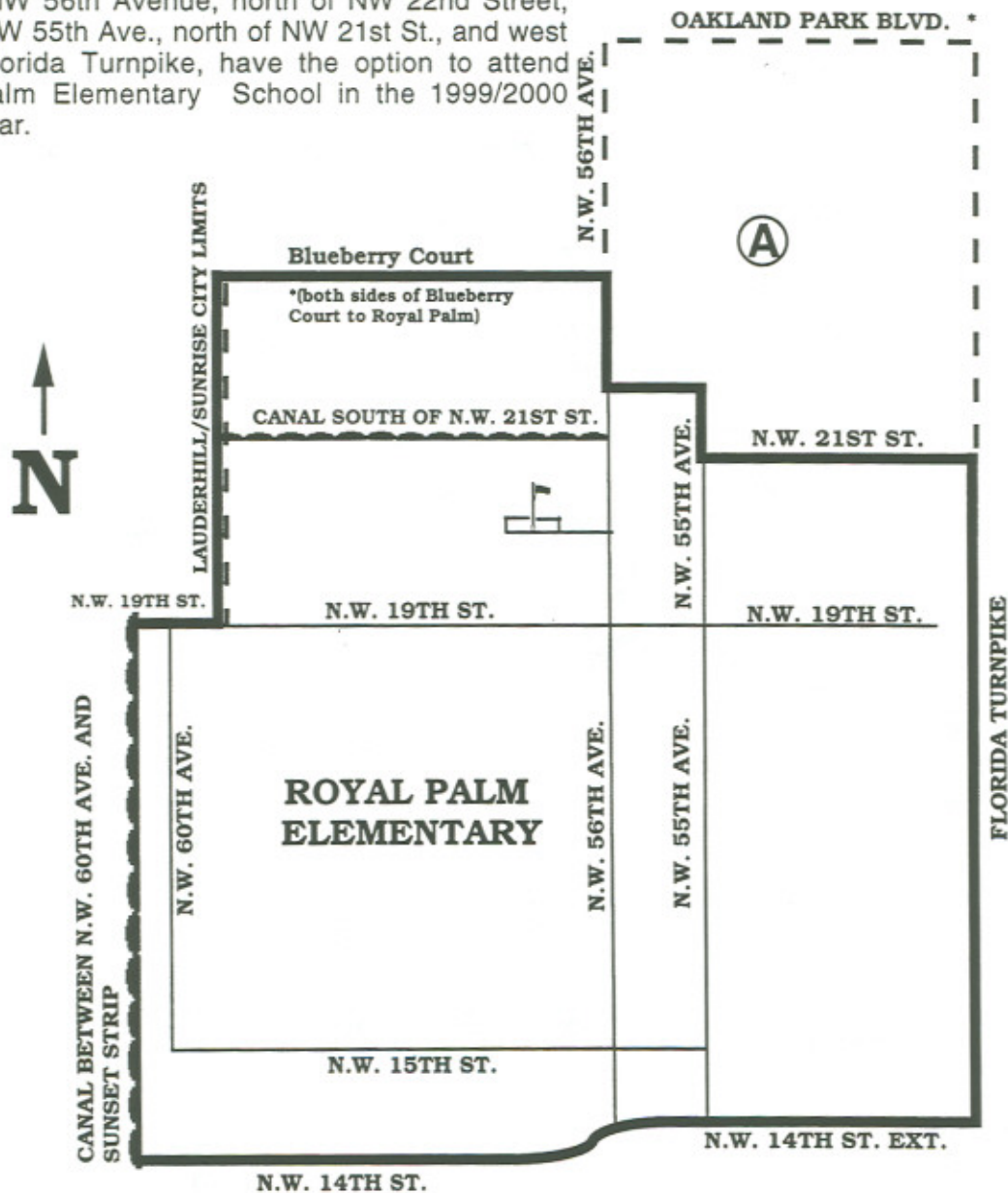




**ROYAL PALM ELEMENTARY**  
 1951 NW 56 AVENUE  
 LAUDERHILL, FLORIDA 33313  
 497-3840

Boundaries in this book are for the 1999/2000 school year only. The boundaries are established annually by the School Board. For current information on boundaries, please contact Pupil Placement at 765-6285

- Ⓐ Students residing south of West Oakland Park Blvd., east of NW 56th Avenue, north of NW 22nd Street, east of NW 55th Ave., north of NW 21st St., and west of the Florida Turnpike, have the option to attend Royal Palm Elementary School in the 1999/2000 school year.



**SANDERS PARK ELEMENTARY**  
800 NW 16 STREET  
POMPANO BEACH, FLORIDA 33060  
786-3760

Boundaries in this book are for the 1999/2000 school year only. The boundaries are established annually by the School Board. For current information on boundaries, please contact Pupil Placement at 765-6285

**A MAGNET SCHOOL FOR A COMMUNICATIONS AND LANGUAGES:** Students living within the boundary area automatically attend this school. Students residing in the North Area of the county may apply for admission to the Communications and Languages Magnet Program. Students will be admitted in accordance with the provisions of School Board Policy #5004.

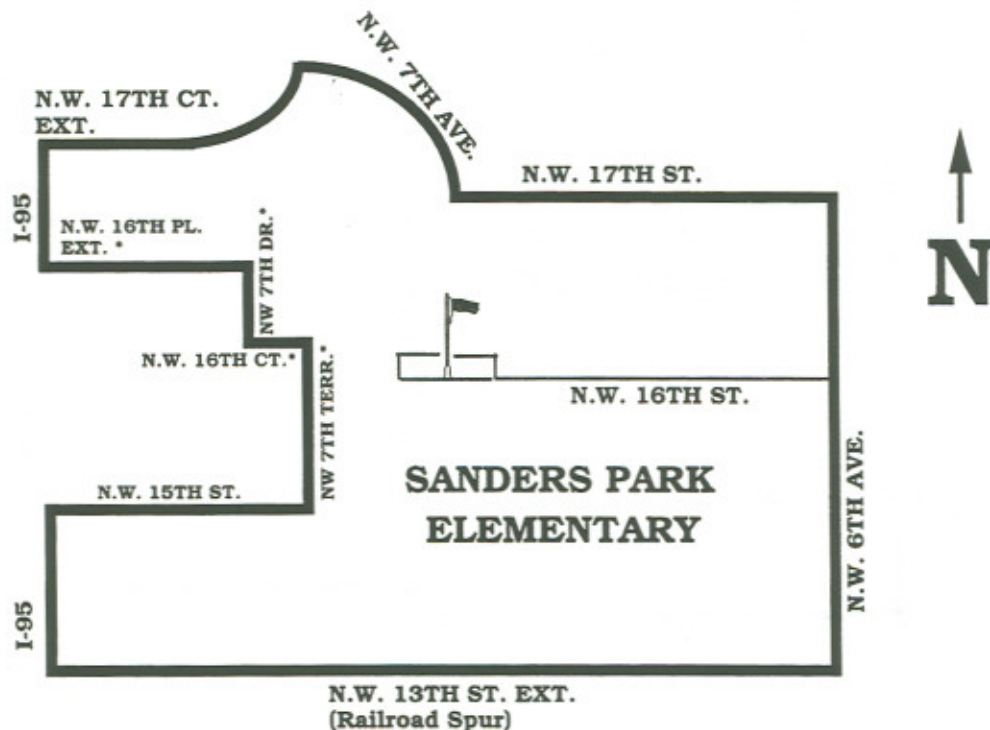
**Students residing in this boundary area may choose to attend one of the following magnet schools:**

Sanders Park, Communications and Languages Magnet  
Charles Drew Science, Mathematics and Technology Magnet  
Deerfield Park, Performing Arts Magnet

One hundred and fifty seats are reserved for kindergarten through fifth grade students in the community\* surrounding Sanders Park Elementary School.

\*East of I-95, south of Copans Road, west of the FEC Railroad and north of Atlantic Boulevard.

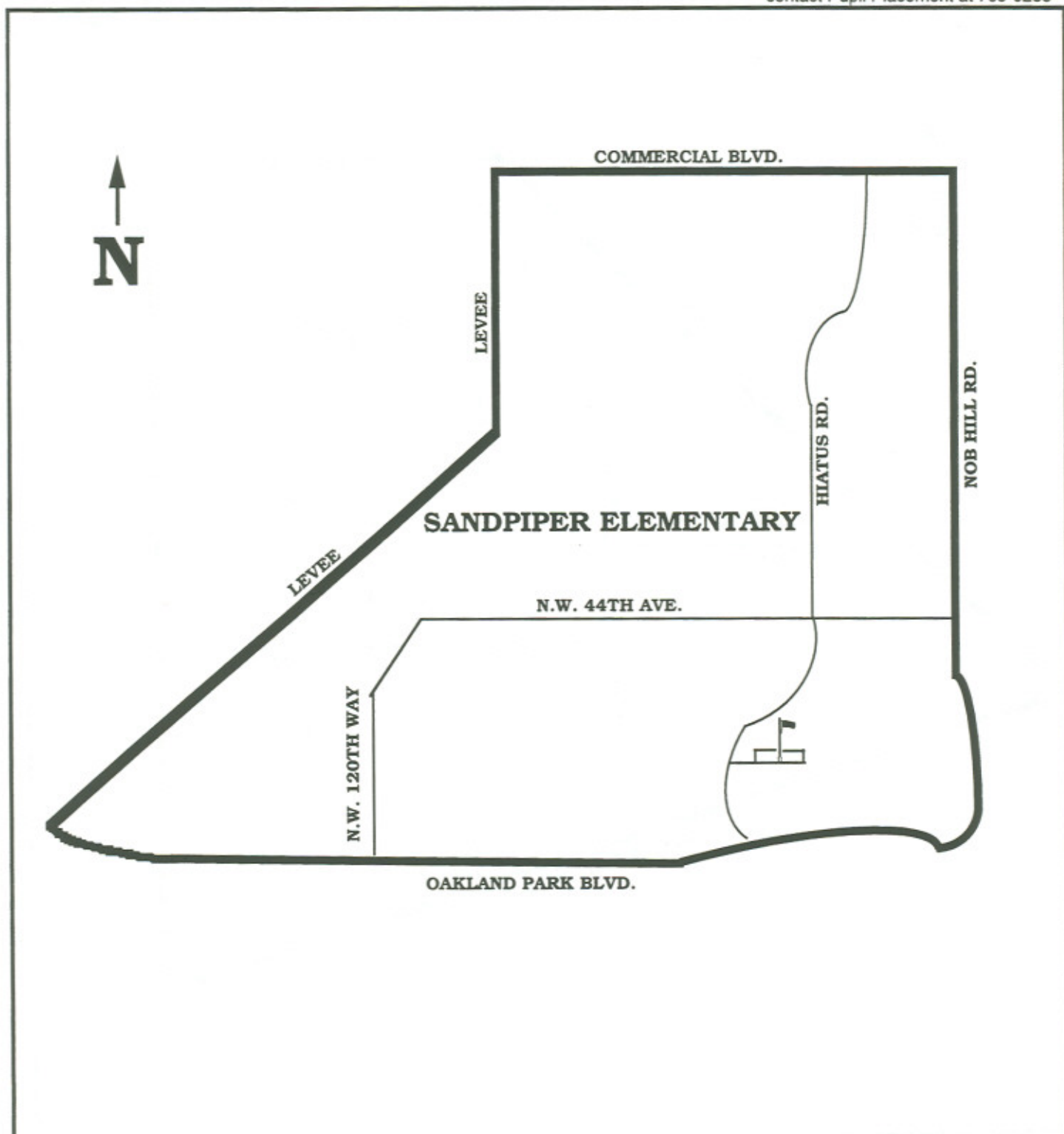
Students residing in the community \* surrounding Sanders Park Elementary school may choose to attend the assigned school or Cresthaven Elementary or McNab Elementary.



\* Both sides to Markham Elementary

**SANDPIPER ELEMENTARY**  
3700 HIATUS ROAD  
SUNRISE, FLORIDA 33351  
572-1270

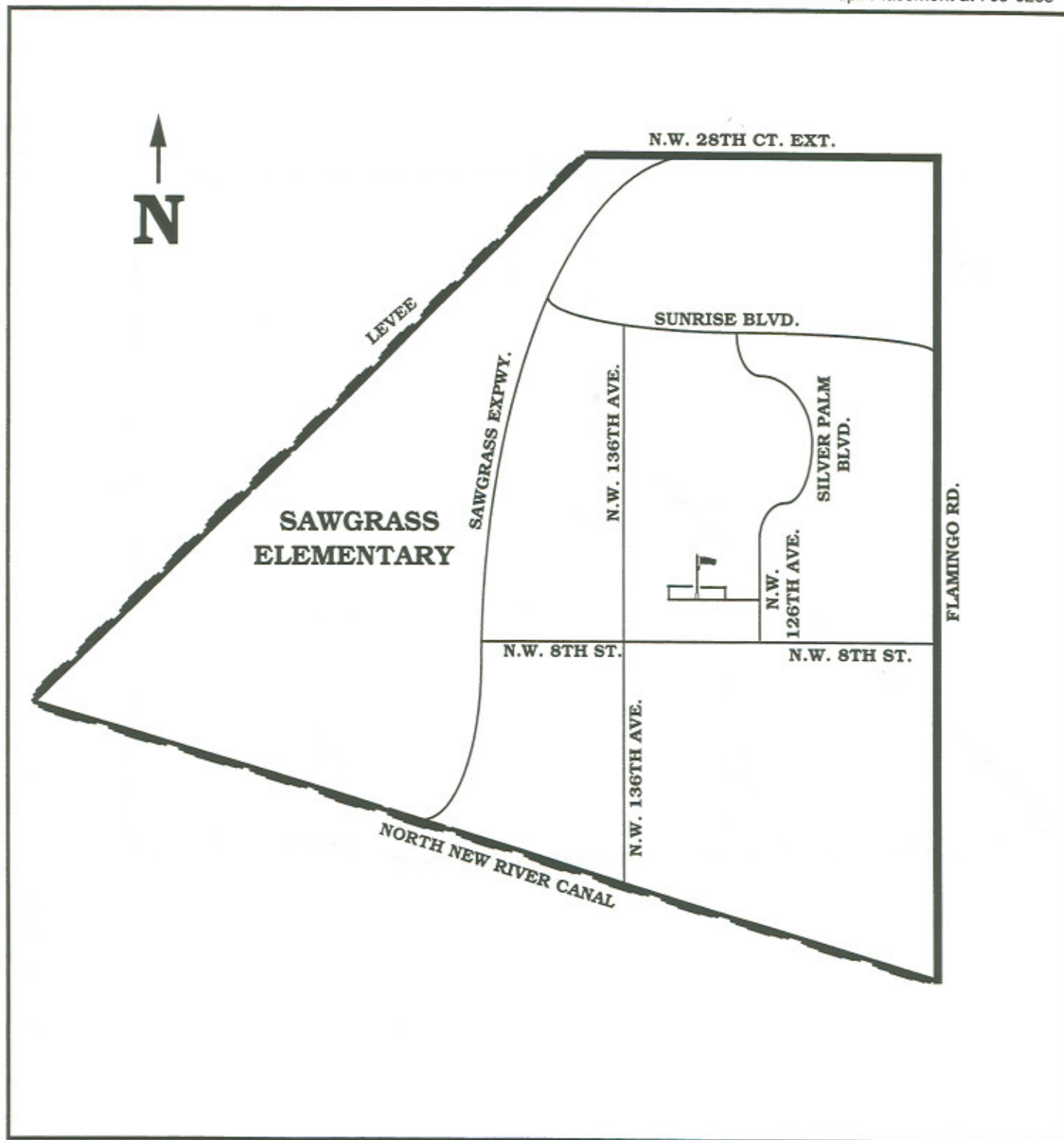
Boundaries in this book are for the 1999/2000 school year only. The boundaries are established annually by the School Board. For current information on boundaries, please contact Pupil Placement at 765-6285





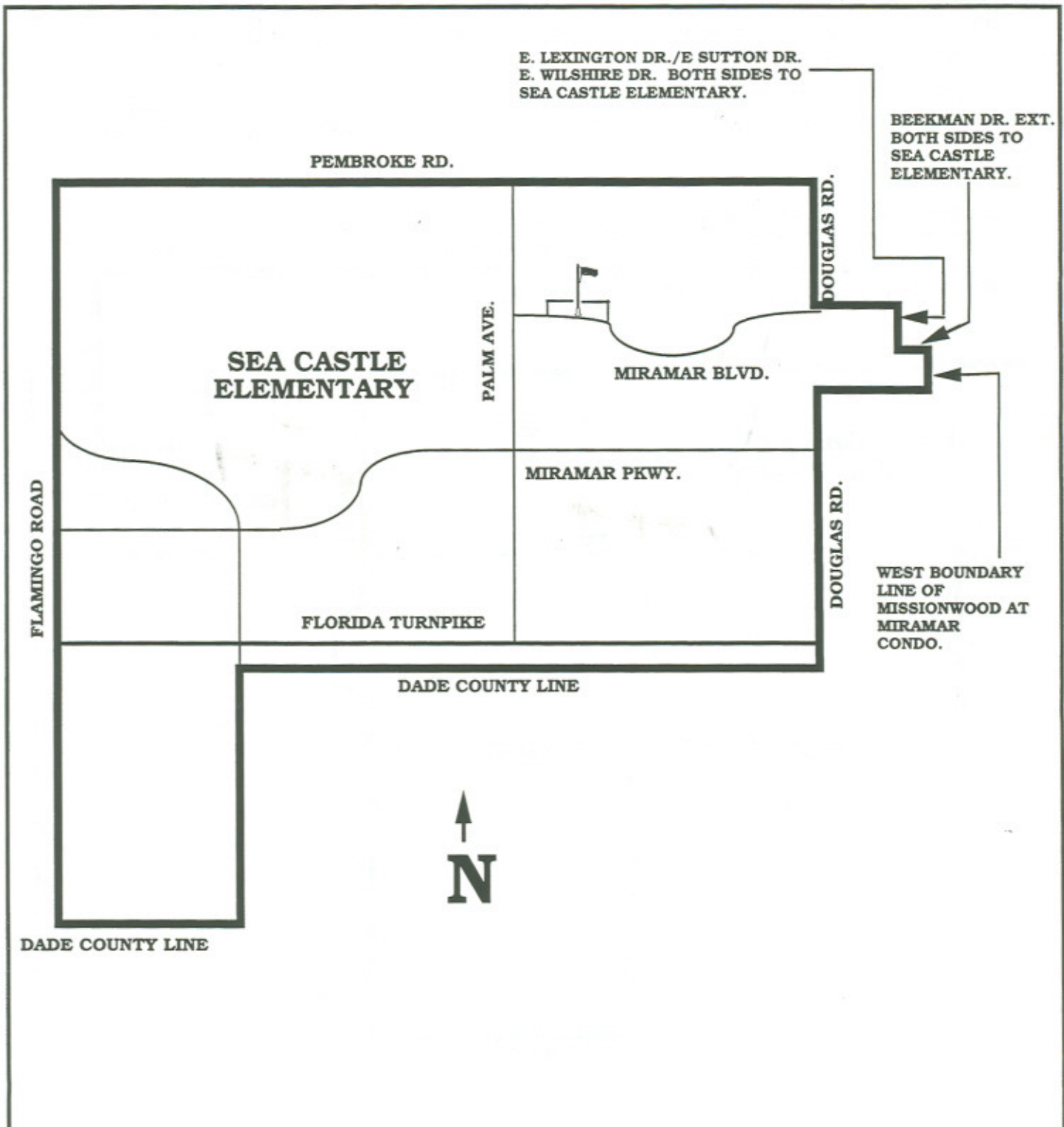
**SAWGRASS ELEMENTARY**  
12655 NW 8 STREET  
SUNRISE, FLORIDA 33325  
845-7150

Boundaries in this book are for the 1999/2000 school year only. The boundaries are established annually by the School Board. For current information on boundaries, please contact Pupil Placement at 765-6285



**SEA CASTLE ELEMENTARY**  
9600 MIRAMAR BOULEVARD  
MIRAMAR, FLORIDA 33025  
437-1975

Boundaries in this book are for the 1999/2000 school year only. The boundaries are established annually by the School Board. For current information on boundaries, please contact Pupil Placement at 765-6285



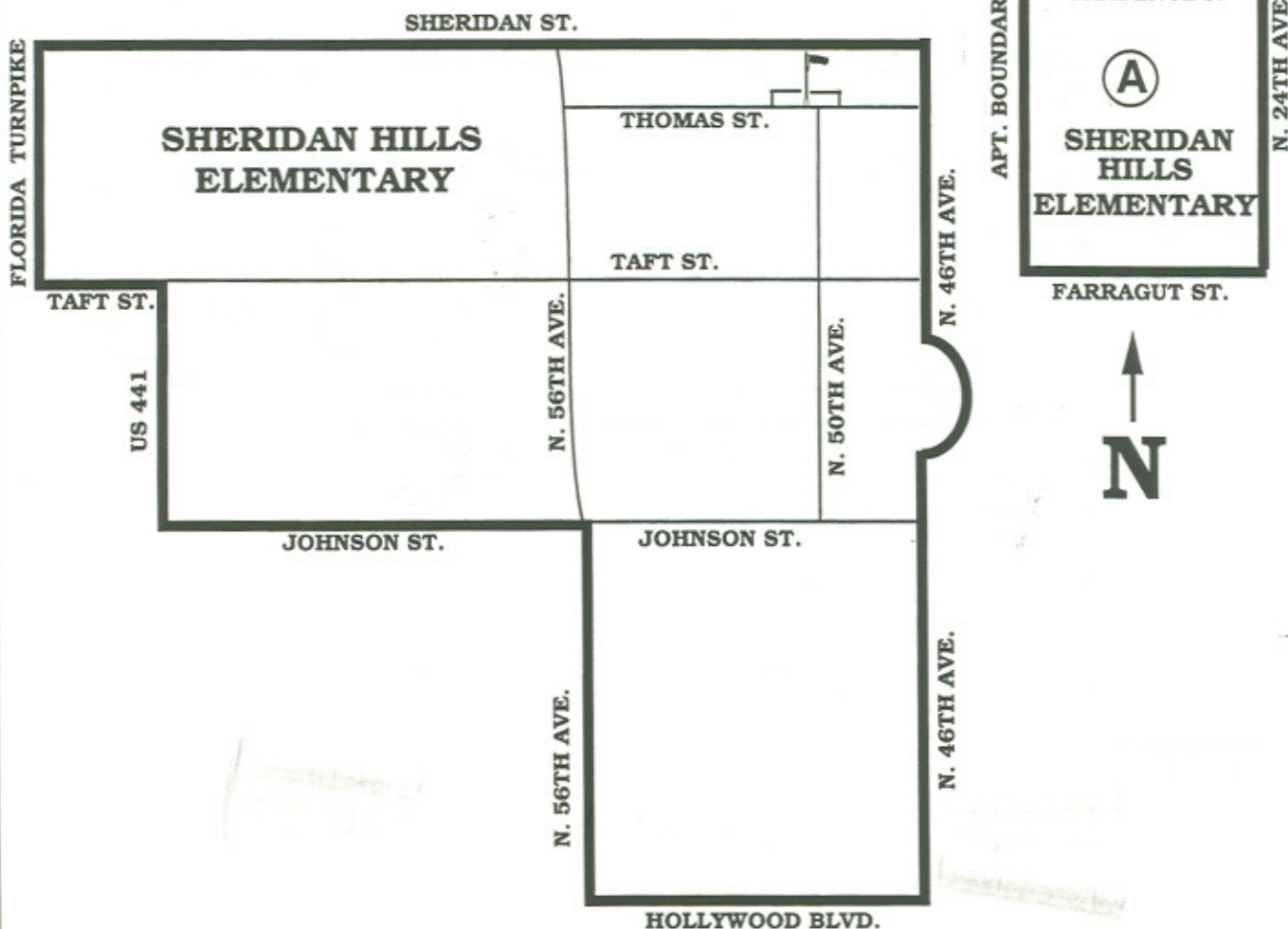
**SHERIDAN HILLS ELEMENTARY**  
5001 THOMAS STREET  
HOLLYWOOD, FLORIDA 33021  
985-3040

Boundaries in this book are for the 1999/2000 school year only. The boundaries are established annually by the School Board. For current information on boundaries, please contact Pupil Placement at 765-6285

One hundred seats are reserved at Bethune Elementary for Kindergarten through fifth grade students who reside in the community\*.

\* East of Interstate 95, south of Charleston Street extended and Charleston Street, west of North 22nd Avenue, south of Farragut Street, west of the FEC Railroad; north of Sheridan Street.

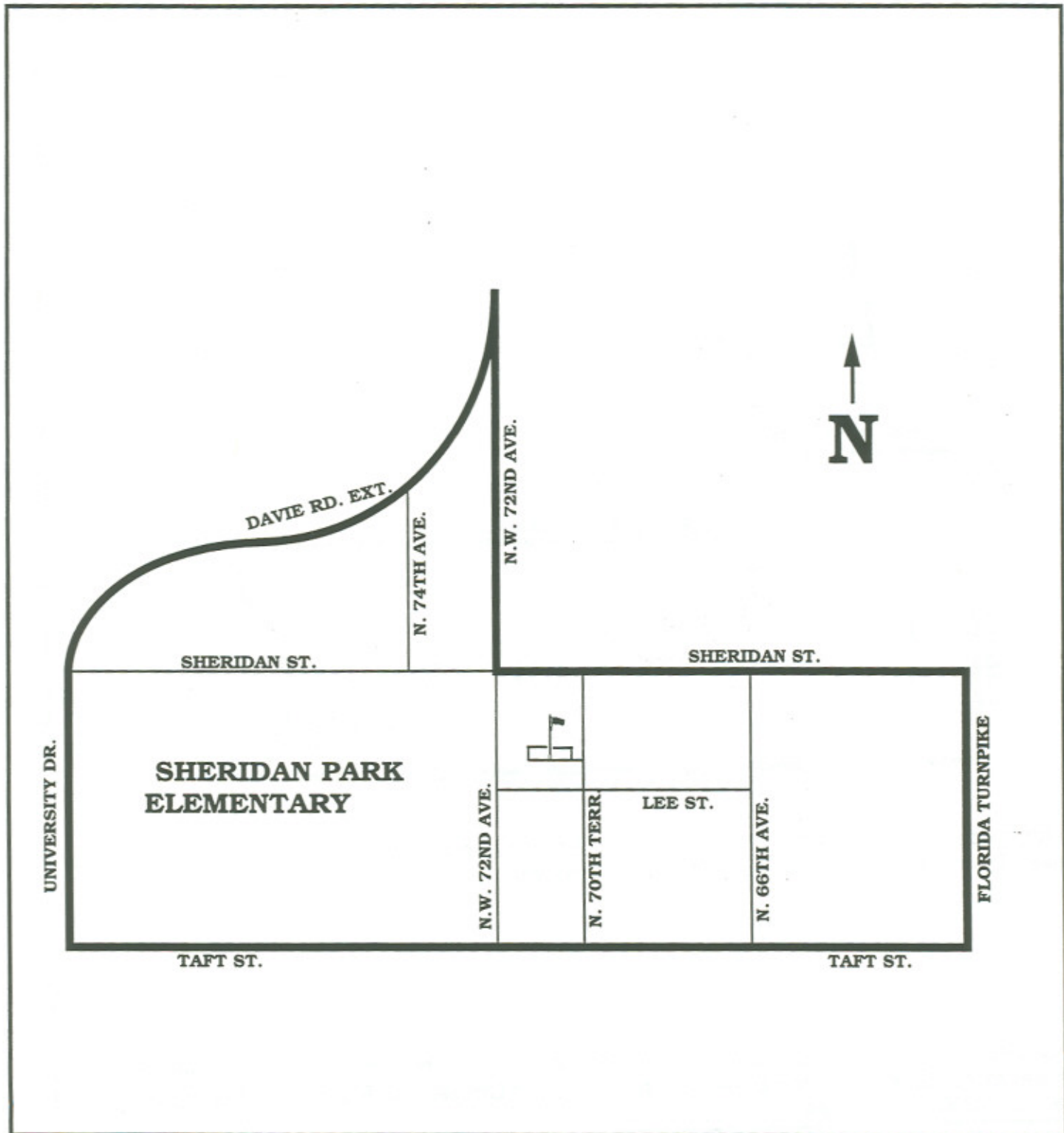
- Ⓐ Students residing south of Green Street, west of N. 24th Ave., north of Farragut Street, and east of the west property line of Crystal Lakes Apt., have the option to attend Oakridge Elementary School in the 1999/2000 school year.





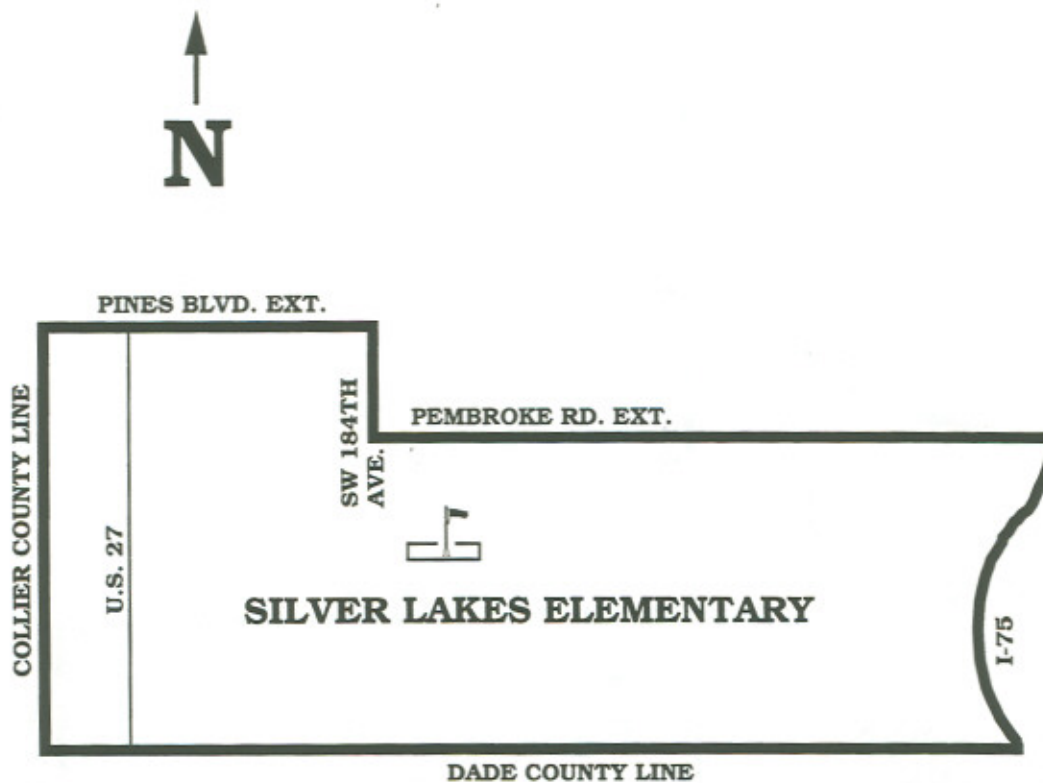
**SHERIDAN PARK ELEMENTARY**  
2310 N. 70 TERRACE  
HOLLYWOOD, FLORIDA 33024  
985-2980

Boundaries in this book are for the 1999/2000 school year only. The boundaries are established annually by the School Board. For current information on boundaries, please contact Pupil Placement at 765-6285



**SILVER LAKES ELEMENTARY**  
2300 SW 173RD AVENUE  
MIRAMAR, FLORIDA 33027

Boundaries in this book are for the 1999/2000 school year only. The boundaries are established annually by the School Board. For current information on boundaries, please contact Pupil Placement at 765-6285

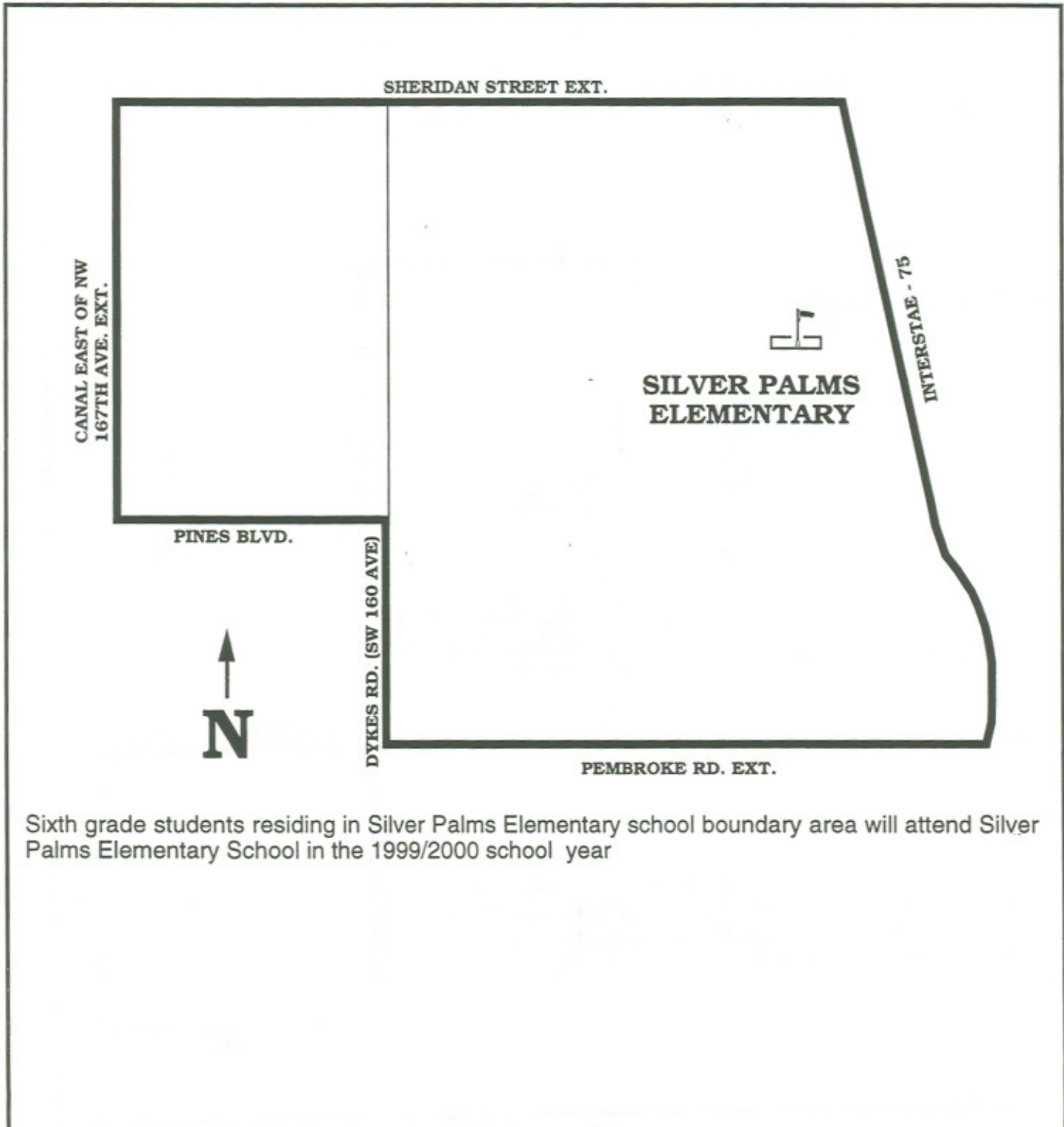


Sixth grade students residing in Silver Lakes Elementary school boundary area will attend Silver Lakes Elementary School in the 1999/2000 school year

Students living on both sides of U.S. 27, in seasonal or temporary facilities, from Sheridan Street extended south to the Dade County Line attend Chapel Trail Elementary School in the 1999/2000 school year.

**SILVER PALMS ELEMENTARY**  
1209 NW 155 AVENUE  
PEMBROKE PINES, FLORIDA 33328  
704-3100

Boundaries in this book are for the 1999/2000 school year only. The boundaries are established annually by the School Board. For current information on boundaries, please contact Pupil Placement at 765-6285



Sixth grade students residing in Silver Palms Elementary school boundary area will attend Silver Palms Elementary School in the 1999/2000 school year

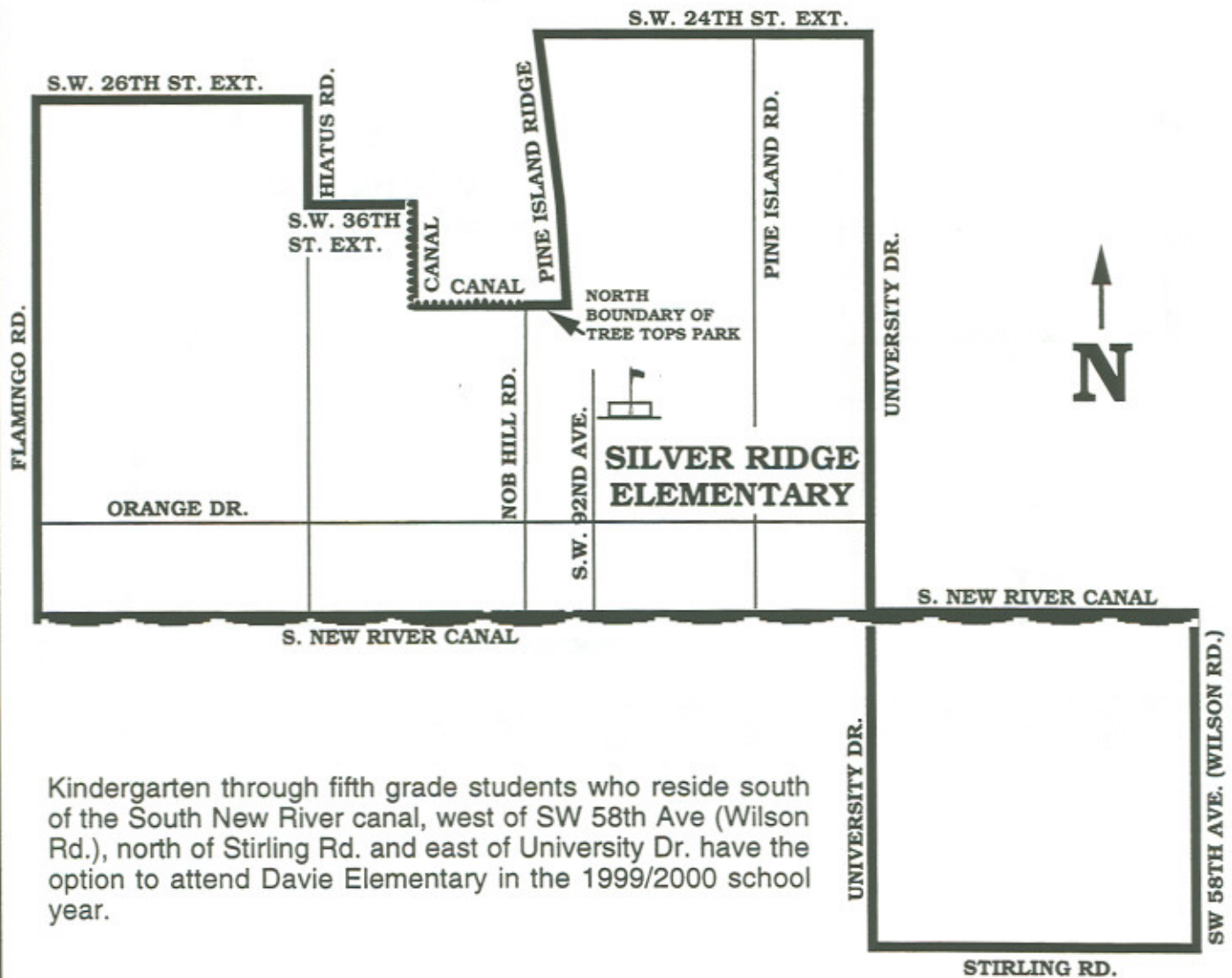


**SILVER RIDGE ELEMENTARY**  
9100 SW 36 STREET  
DAVIE, FLORIDA 33328  
474-8200

Boundaries in this book are for the 1999/2000 school year only. The boundaries are established annually by the School Board. For current information on boundaries, please contact Pupil Placement at 765-6285

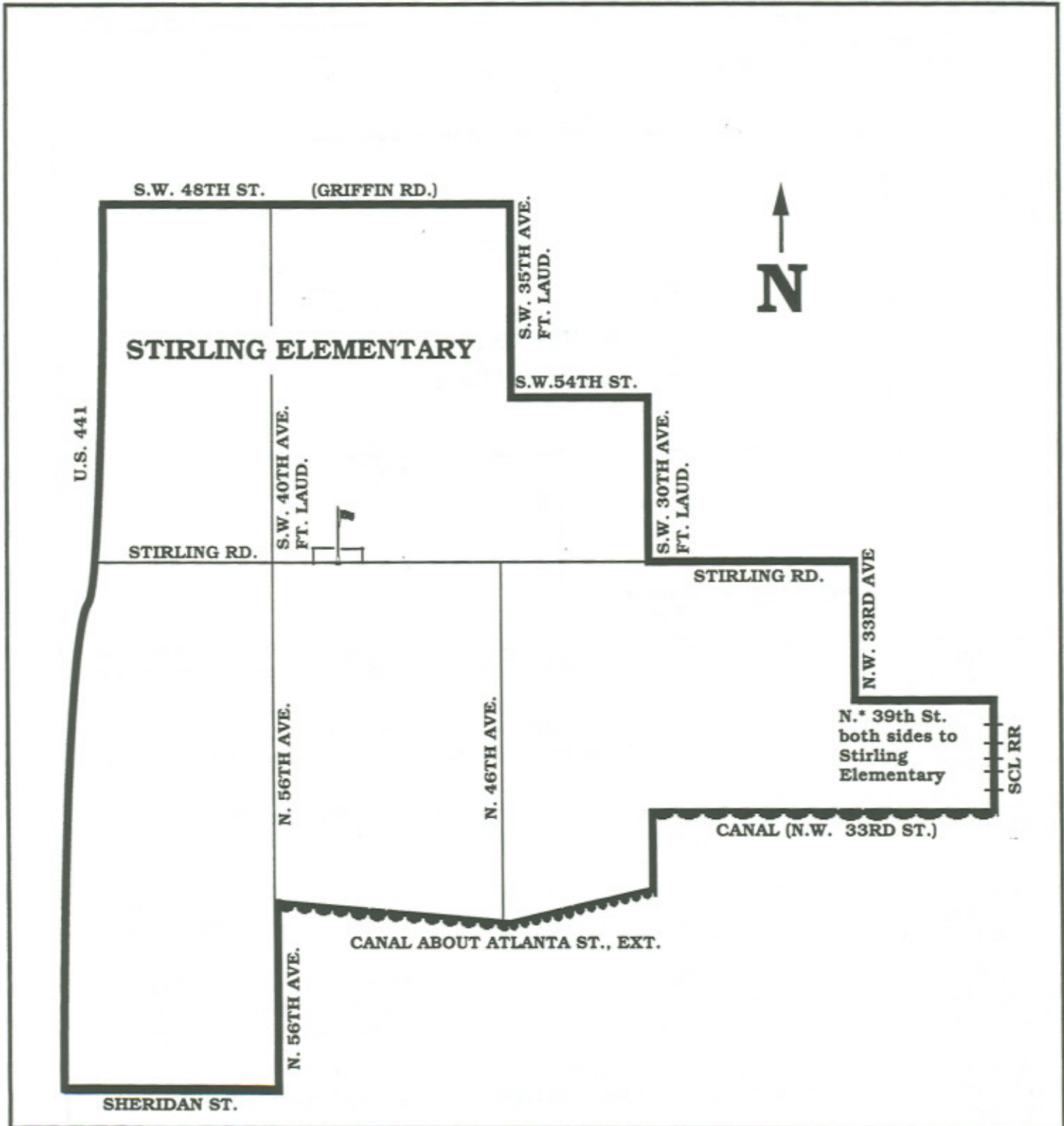
100 seats are reserved at Silver Ridge Elementary School for elementary school students who reside in the 1999/2000 boundary area for Cooper City Elementary School.

100 seats are reserved at Silver Ridge Elementary School for elementary school students who reside in the 1999/2000 boundary area for Davie Elementary School.



**STIRLING ELEMENTARY**  
5500 STIRLING ROAD  
HOLLYWOOD, FLORIDA 33021  
985-2900

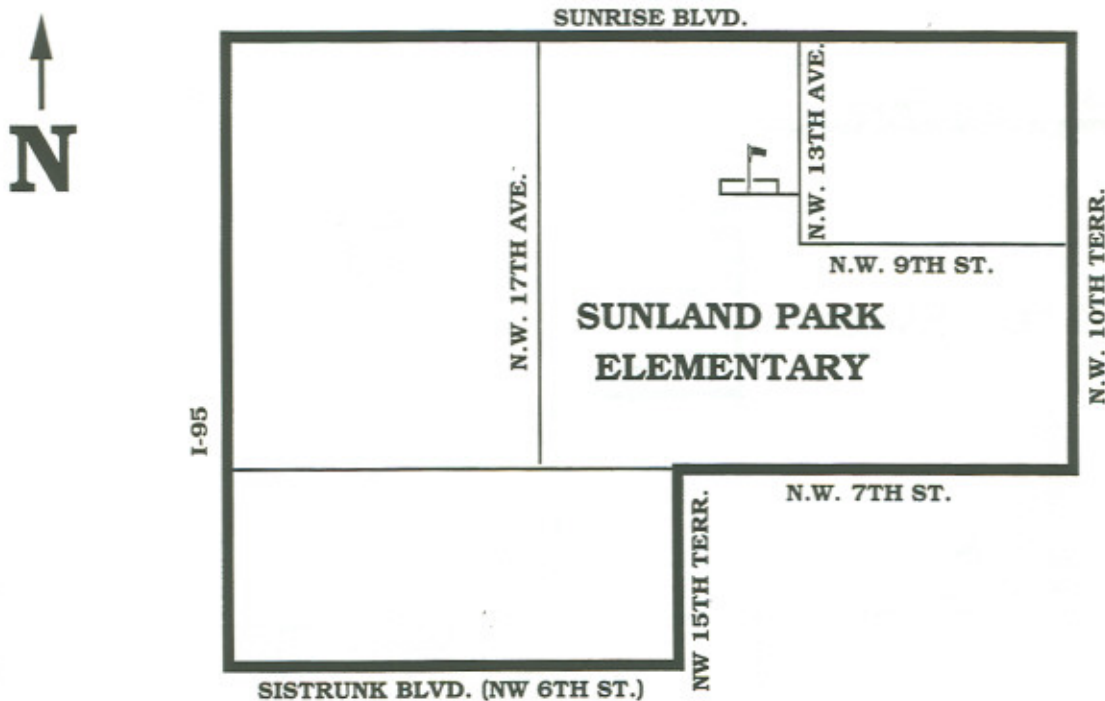
Boundaries in this book are for the 1999/2000 school year only. The boundaries are established annually by the School Board. For current information on boundaries, please contact Pupil Placement at 765-6285



**SUNLAND PARK ELEMENTARY**  
919 NW 13 AVENUE  
FORT LAUDERDALE, FLORIDA 33311  
765-6890

Boundaries in this book are for the 1999/2000 school year only. The boundaries are established annually by the School Board. For current information on boundaries, please contact Pupil Placement at 765-6285

Sixth grade students residing in Sunland Park Elementary school boundary area will attend Sunland Park Elementary School in the 1999/2000 school year



Students residing south of NW 8th Street, west of NW 12th Terrace, north of NW 7th Street., and east of NW 15th Terrace., have the option to attend Croissant Park Elementary School in the 1999/2000 school year.

Students residing south of NW 7th Street, west of NW 14th Way, north of Sistrunk Blvd. (NW 6th Street) and east of NW 15th Terrace, have the option to attend Sunland Park Elementary School in the 1999/2000 school year.

Students residing south of Sunrise Blvd., west of FEC Railroad., north of NE/NW 8th Street, and east of NW 10th Terr., have the option to attend Sunland Park Elementary School in the 1999/2000 school year.

Students residing south of NW 12th Street Extended and NW 12th Street, west of Powerline Road (NW 9th Avenue), north of West Sunrise Blvd., and east of Interstate 95, have the option to attend Sunland Park Elementary School in the 1999/2000 school year.

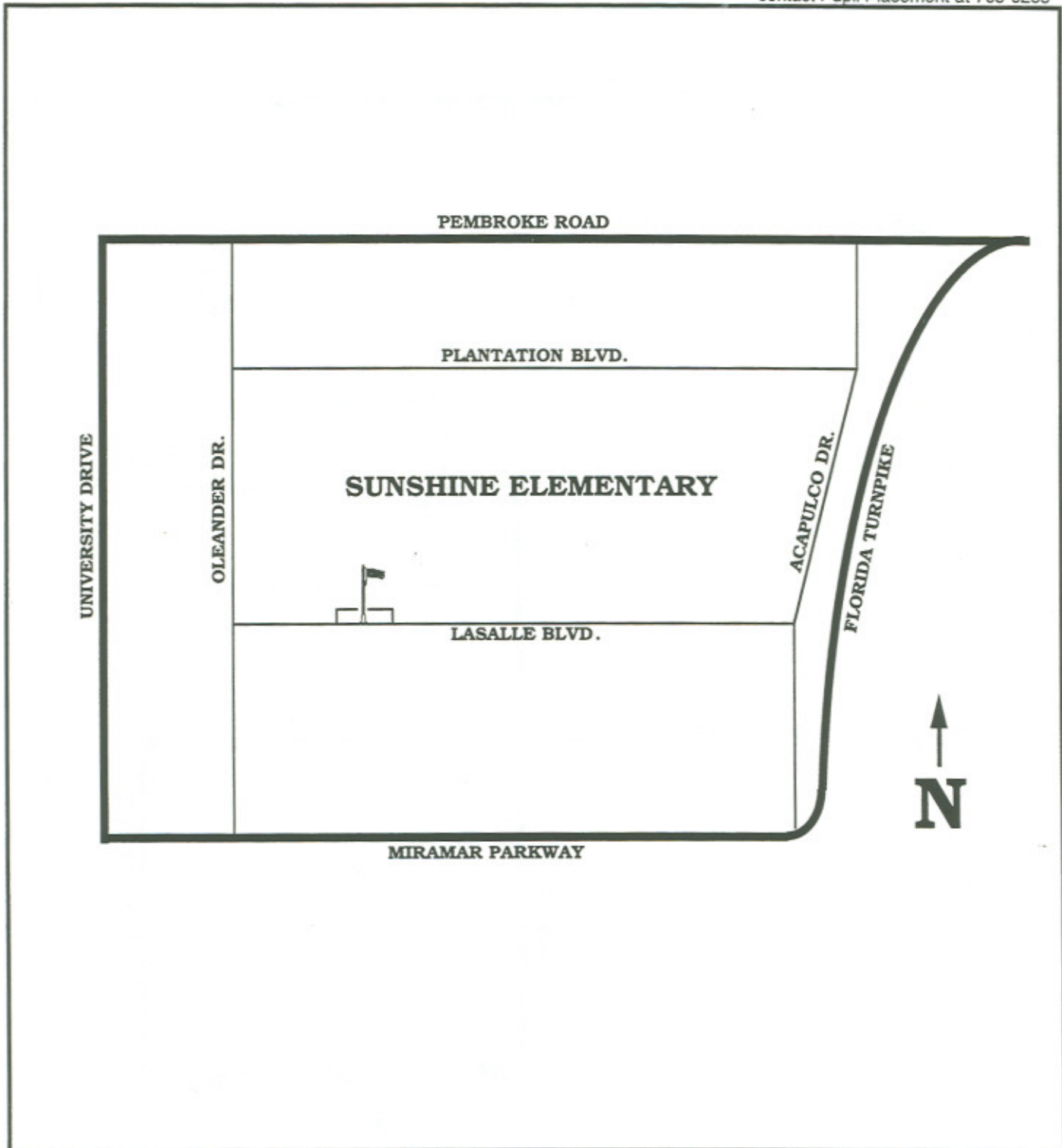
Kindergarten through fifth grade students residing in the area bordered by NW 7th Street on the north, NW 12th Avenue on the east, Sistrunk Blvd. (NW 6th Street) on the south, and NW 15th Terrace on the west, have the option to attend Sunland Park Elementary School in the 1999/2000 school year.

Students residing south of NW 8th Street, west of NW 10th Terrace, north of NW 7th Street., and east of NW 12th Terrace., have the option to attend Harbordale Elementary School in the 1999/2000 school year.



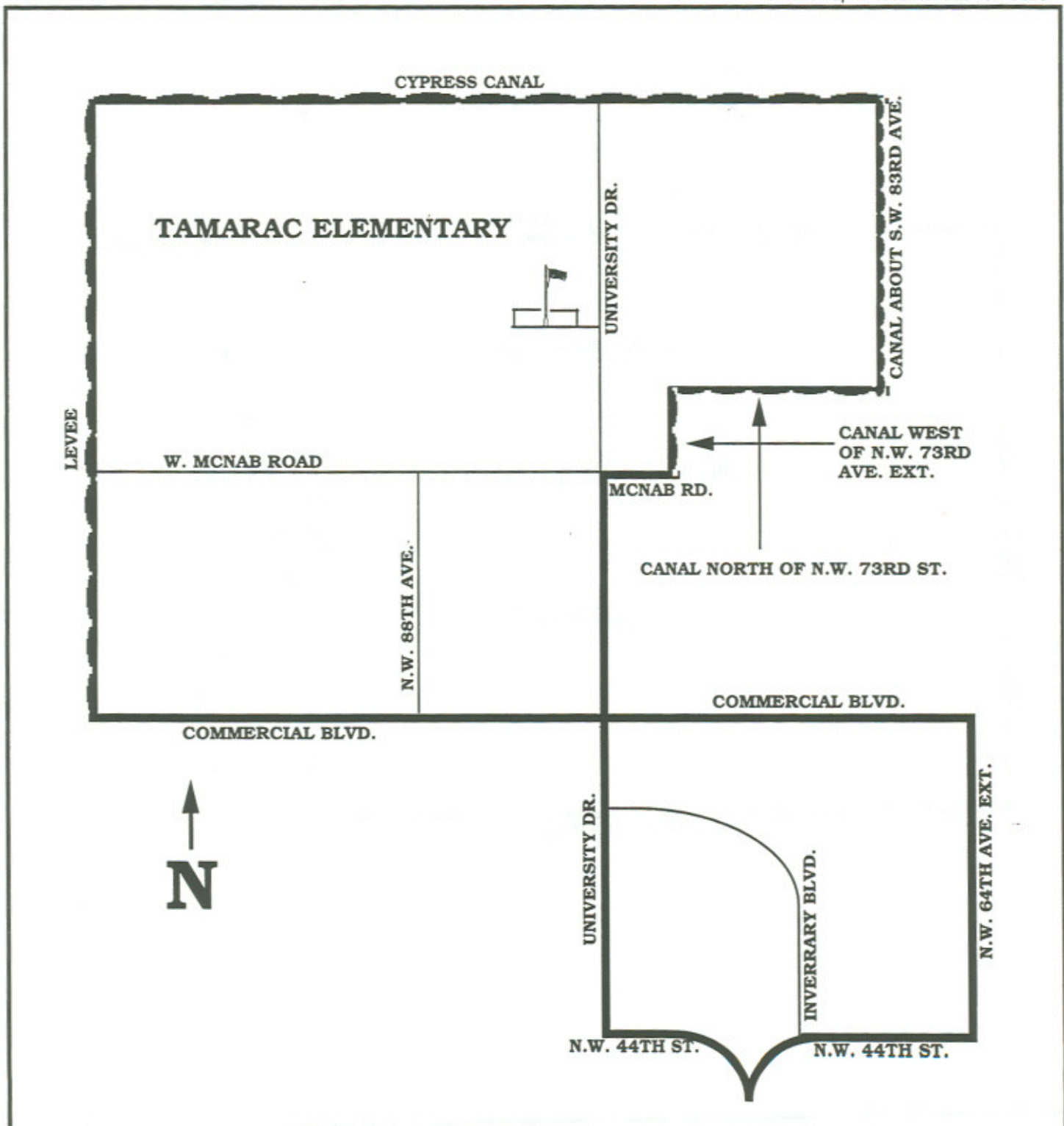
**SUNSHINE ELEMENTARY**  
7737 W. LASALLE BOULEVARD  
MIRAMAR, FLORIDA 33023  
985-5200

Boundaries in this book are for the 1999/2000 school year only. The boundaries are established annually by the School Board. For current information on boundaries, please contact Pupil Placement at 765-6285



**TAMARAC ELEMENTARY**  
7601 UNIVERSITY DRIVE  
TAMARAC, FLORIDA 33321  
726-7520

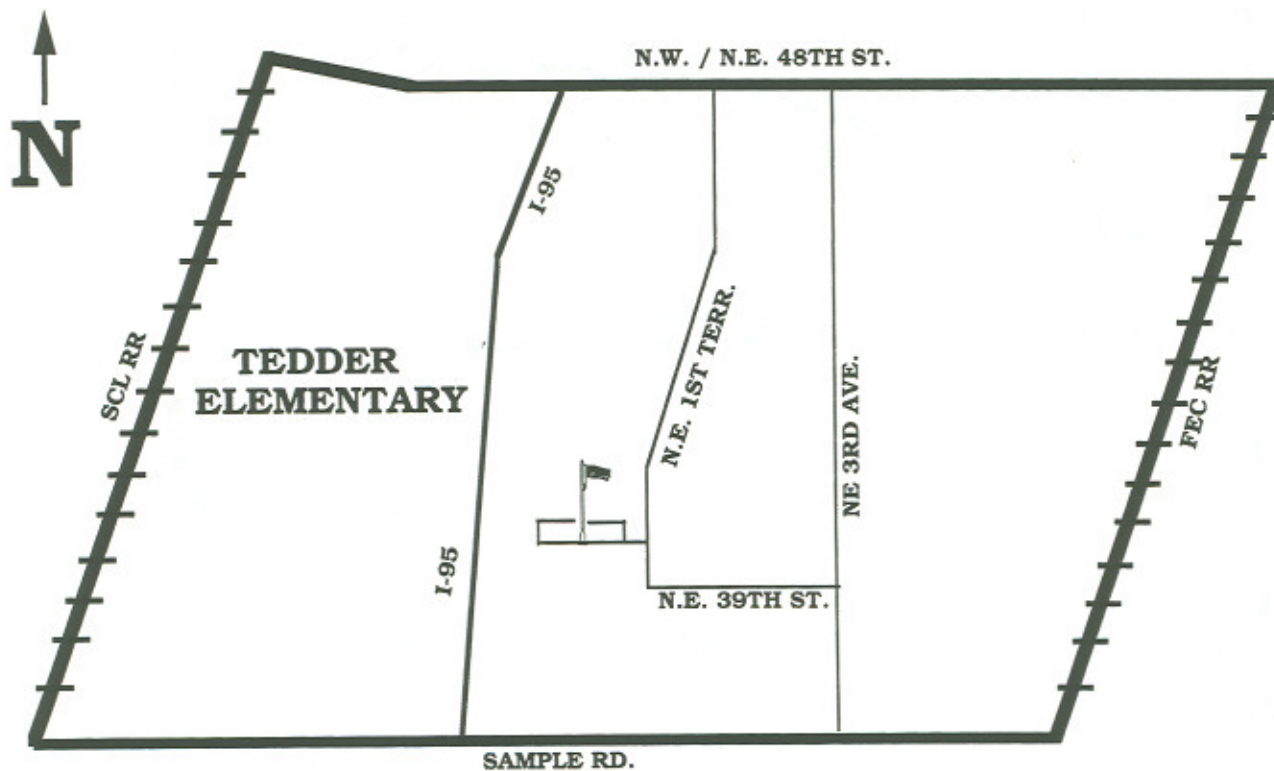
Boundaries in this book are for the 1999/2000 school year only. The boundaries are established annually by the School Board. For current information on boundaries, please contact Pupil Placement at 765-6285



**TEDDER ELEMENTARY**  
4157 NE 1 TERRACE  
POMPANO BEACH, FLORIDA 33064  
786-3740

Boundaries in this book are for the 1999/2000 school year only. The boundaries are established annually by the School Board. For current information on boundaries, please contact Pupil Placement at 765-6285

Some elementary school students residing in Tedder Elementary school boundary area will be housed at Bright Horizons School in the 1999/2000 school year

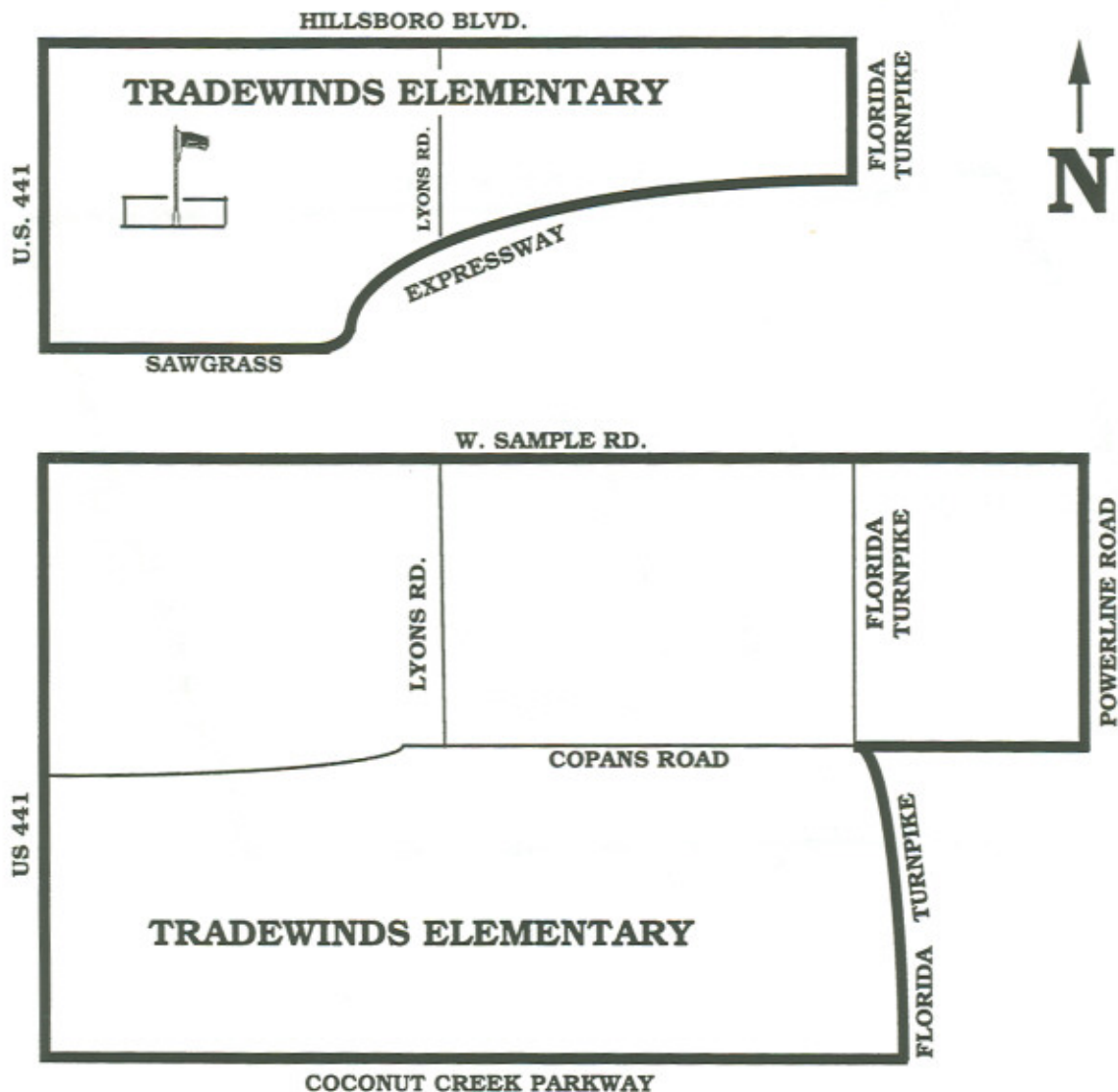


Sixth grade students residing in the Tedder Elementary School boundary area will attend Tedder Elementary School in the 1999/2000 school year. (Scrivener's error added June 1999)



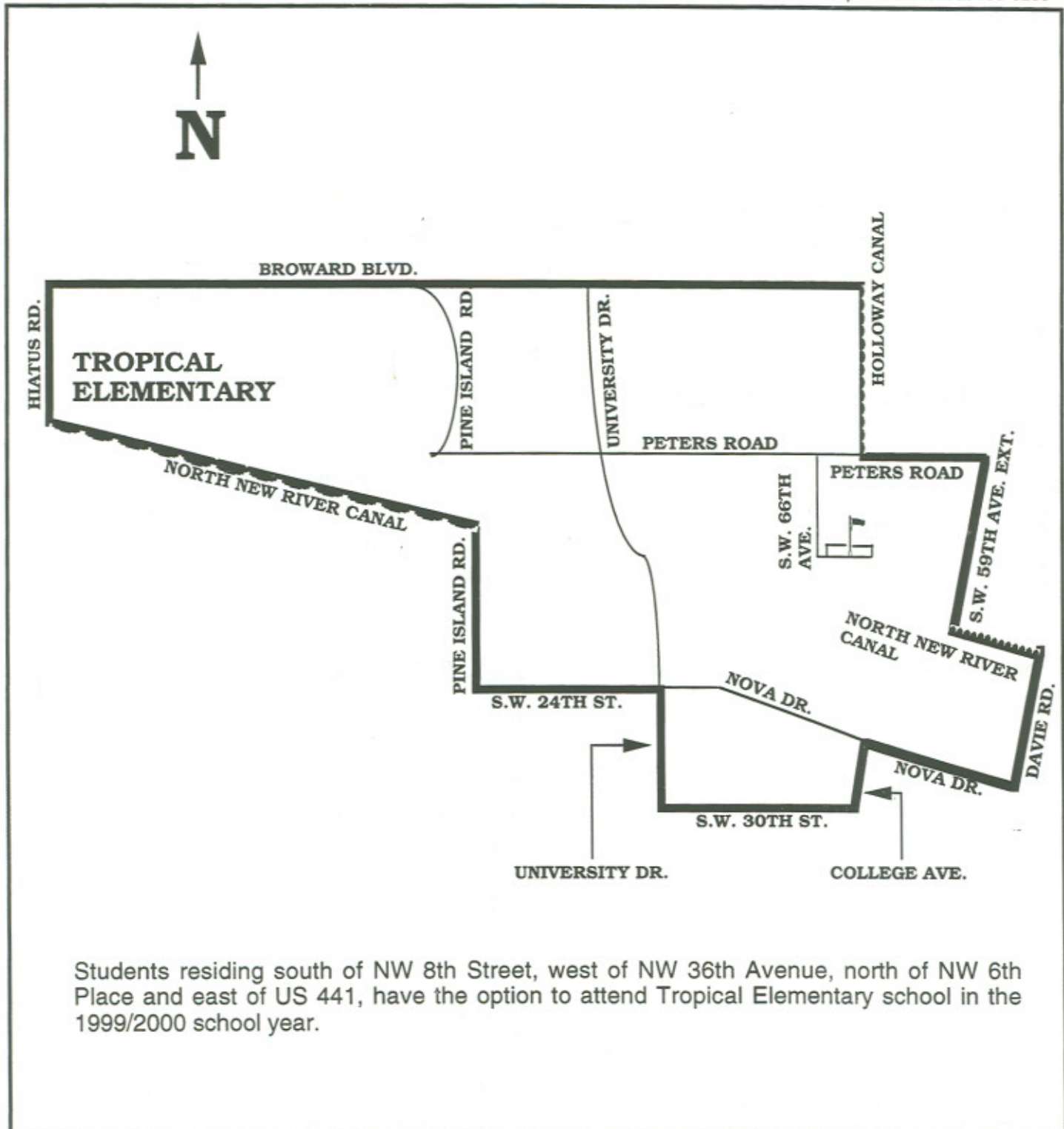
**TRADEWINDS ELEMENTARY**  
5400 JOHNSON ROAD  
COCONUT CREEK, FLORIDA 33073  
725-7250

Boundaries in this book are for the 1999/2000 school year only. The boundaries are established annually by the School Board. For current information on boundaries, please contact Pupil Placement at 765-6285



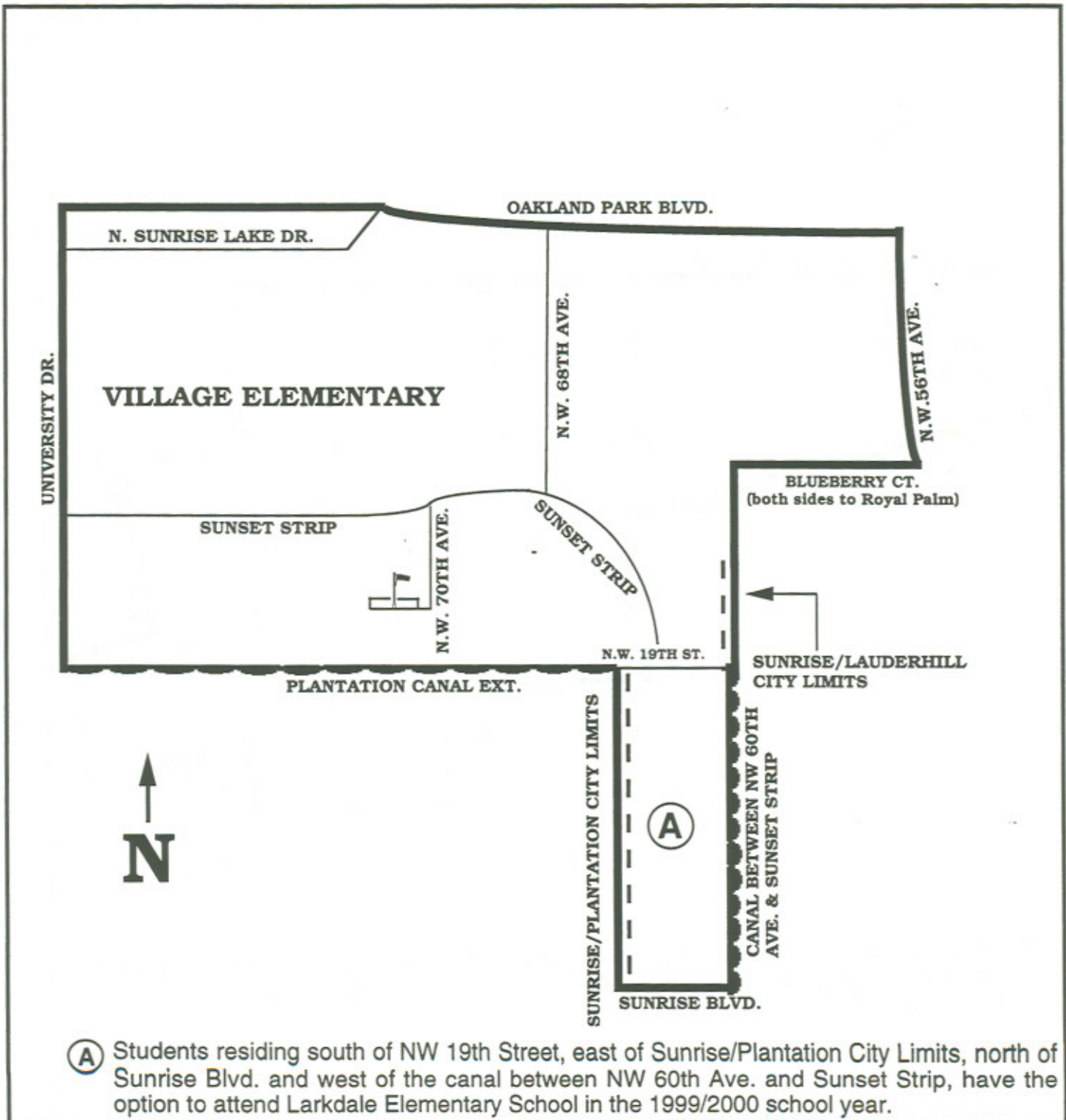
**TROPICAL ELEMENTARY**  
1500 SW 66 AVENUE  
PLANTATION, FLORIDA 33317  
797-4330

Boundaries in this book are for the 1999/2000 school year only. The boundaries are established annually by the School Board. For current information on boundaries, please contact Pupil Placement at 765-6285



VILLAGE ELEMENTARY  
2100 NW 70 AVENUE  
SUNRISE, FLORIDA 33313  
572-1200

Boundaries in this book are for the 1999/2000 school year only. The boundaries are established annually by the School Board. For current information on boundaries, please contact Pupil Placement at 765-6285





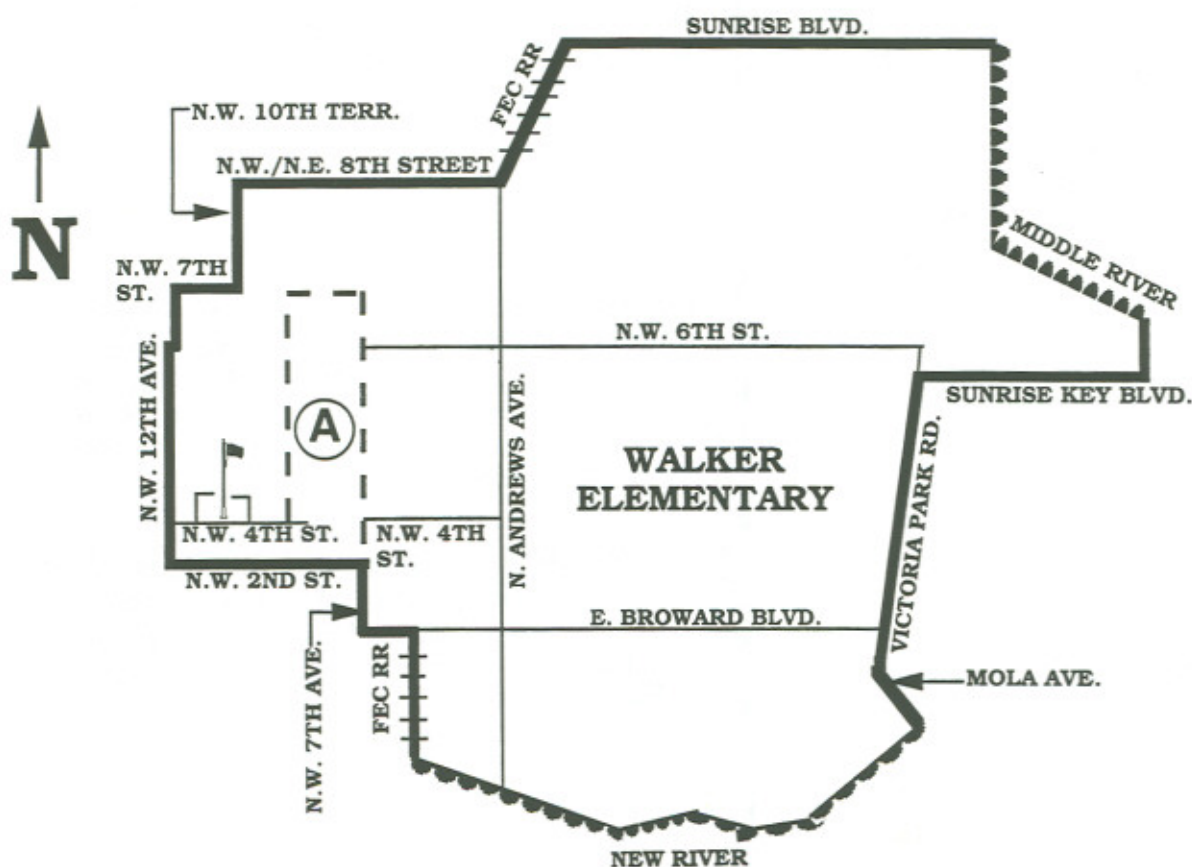
**WALKER ELEMENTARY**  
1001 NW 4 STREET  
FORT LAUDERDALE, FLORIDA 33311  
765-6878

Boundaries in this book are for the 1999/2000 school year only. The boundaries are established annually by the School Board. For current information on boundaries, please contact Pupil Placement at 765-6285

One hundred and fifty seats are reserved for pre-kindergarten through fifth grade students in the community\* surrounding Virginia Shuman Young elementary school.

\* East of FEC Railroad, south of Sunrise Boulevard, east of Middle River, north of Sunrise Key Blvd, west of Victoria Park Rd./Mola Avenue, and north of New River.

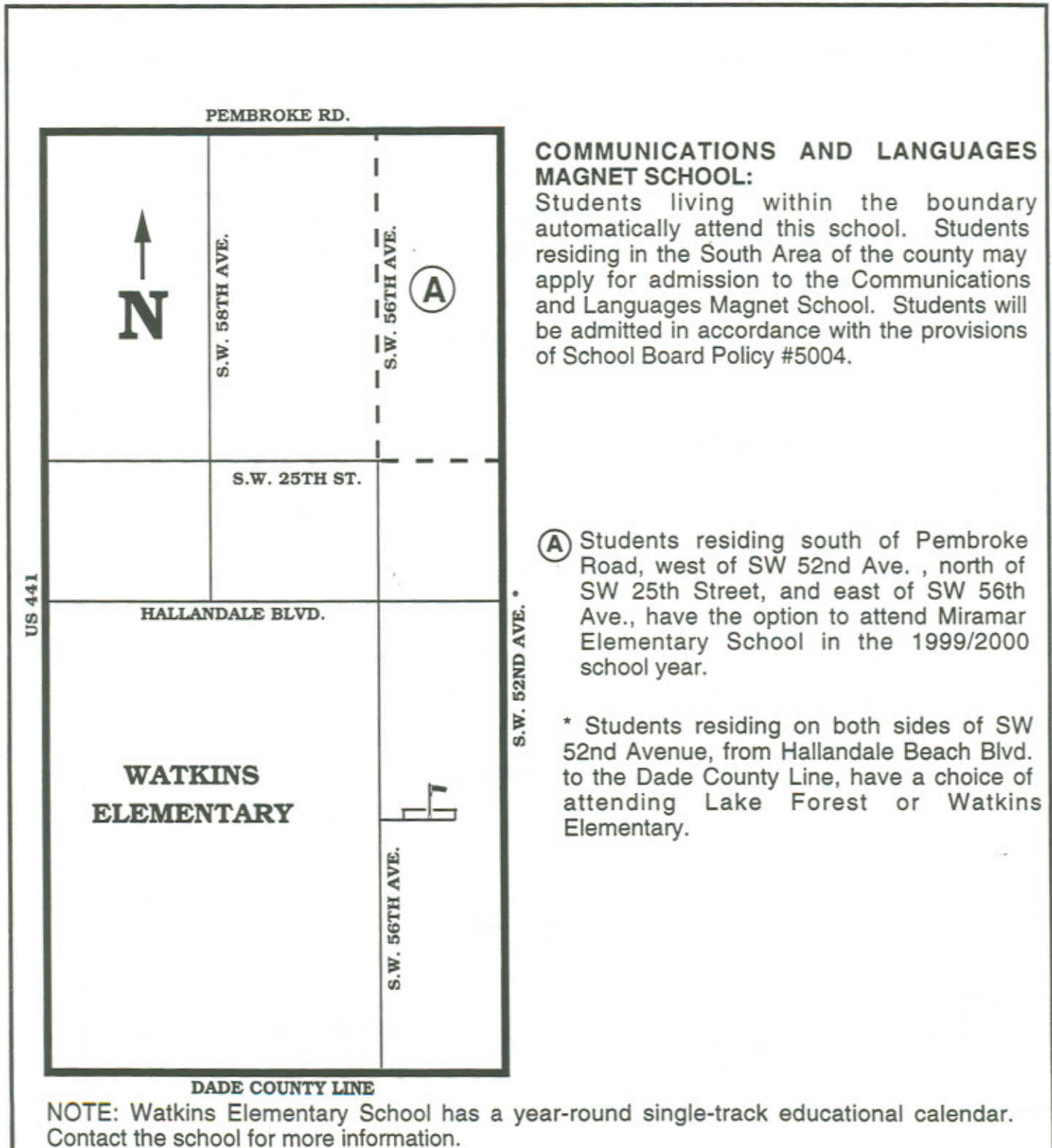
- Ⓐ Students residing south of NW 7th St., west of NW 7th Ave., north of NW 2nd Street, and east of NW 9th Ave., have the option to attend Bayview Elementary school in the 1999/2000 school year.



**A MAGNET SCHOOL FOR THE PERFORMING ARTS:** Students living within this boundary area automatically attend this school. Students **residing south of Oakland Park Blvd. and north of Interstate Highway 595**, may apply for admission to this Performing Arts Program. Students will be admitted in accordance with the provisions of School Board Policy #5004.

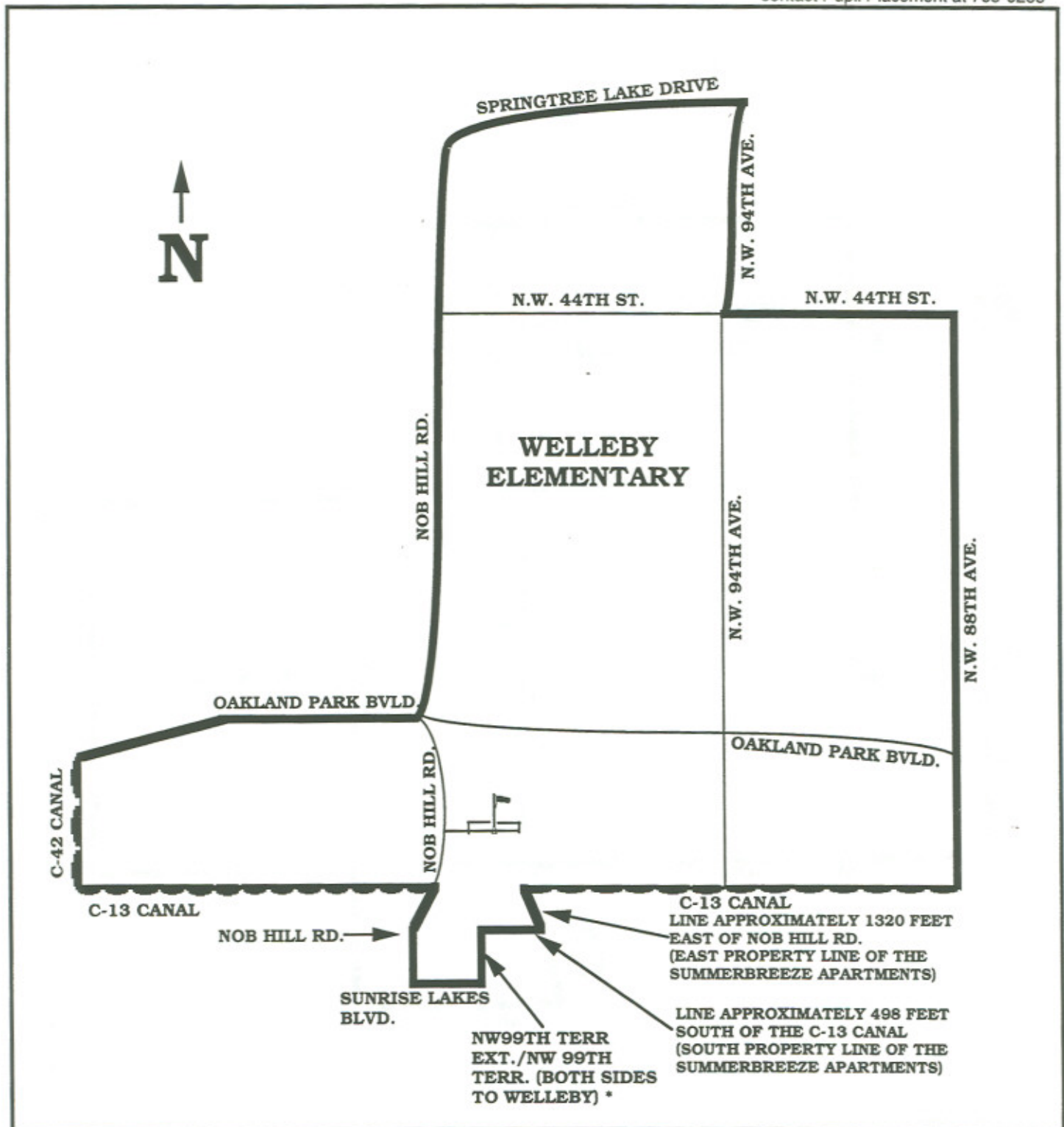
**WATKINS ELEMENTARY**  
3601 SW 56 AVENUE  
HOLLYWOOD, FLORIDA 33023  
985-2960

Boundaries in this book are for the 1999/2000 school year only. The boundaries are established annually by the School Board. For current information on boundaries, please contact Pupil Placement at 765-6285



**WELLEBY ELEMENTARY**  
3230 NOB HILL ROAD  
SUNRISE, FLORIDA 33351  
572-1210

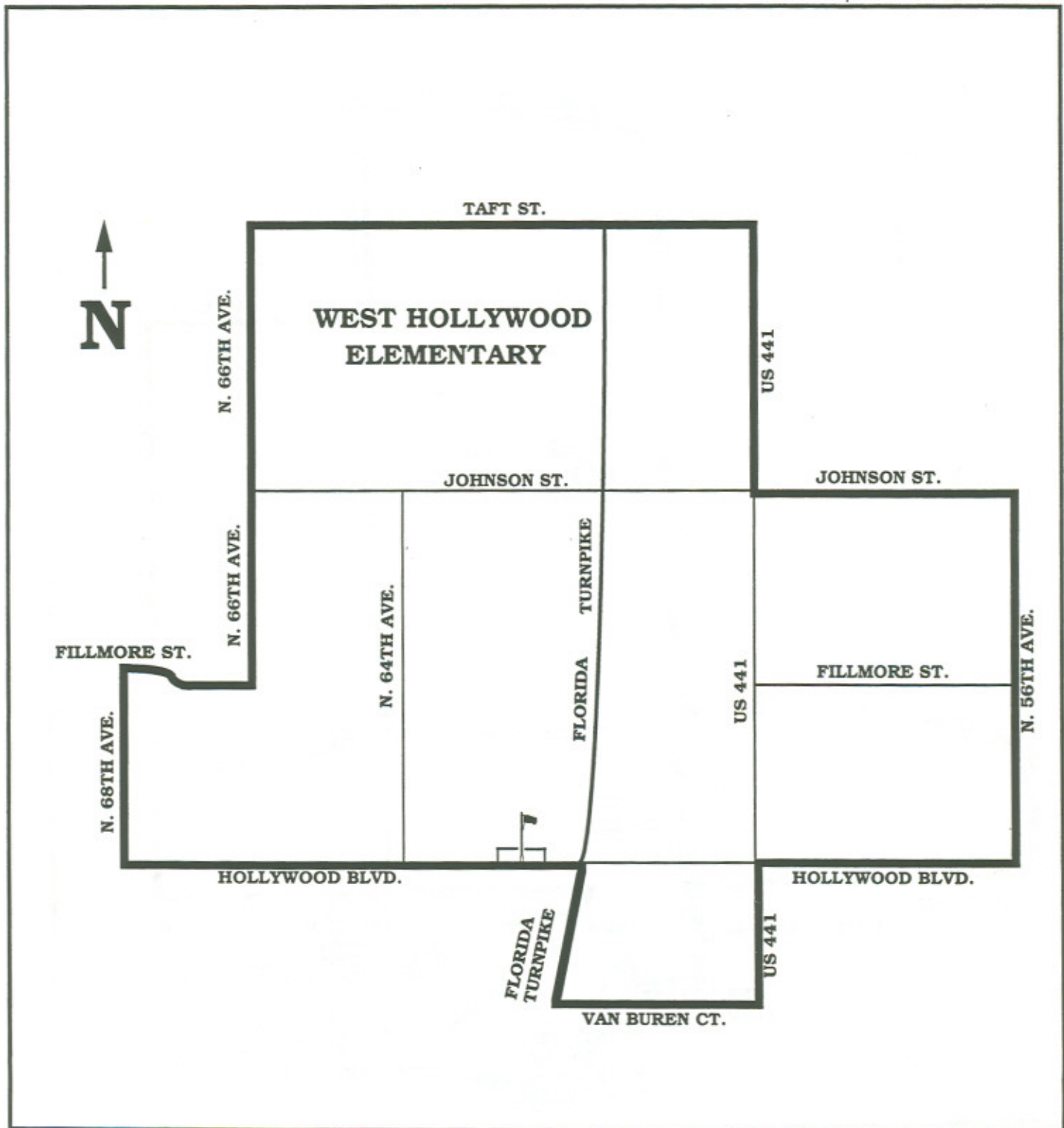
Boundaries in this book are for the 1999/2000 school year only. The boundaries are established annually by the School Board. For current information on boundaries, please contact Pupil Placement at 765-6285





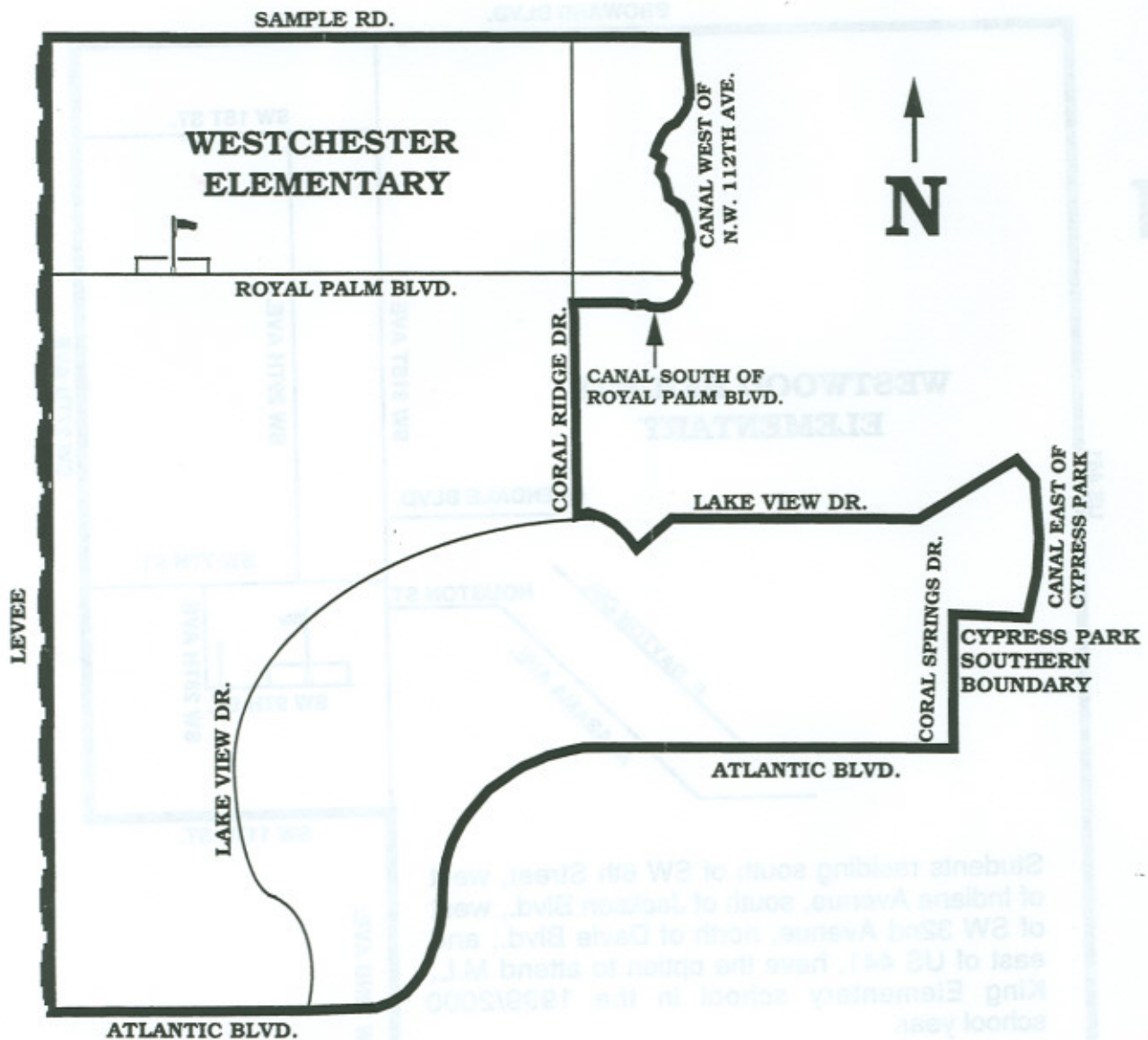
**WEST HOLLYWOOD ELEMENTARY**  
6301 HOLLYWOOD BOULEVARD  
HOLLYWOOD, FLORIDA 33024  
985-2800

Boundaries in this book are for the 1999/2000 school year only. The boundaries are established annually by the School Board. For current information on boundaries, please contact Pupil Placement at 765-6285



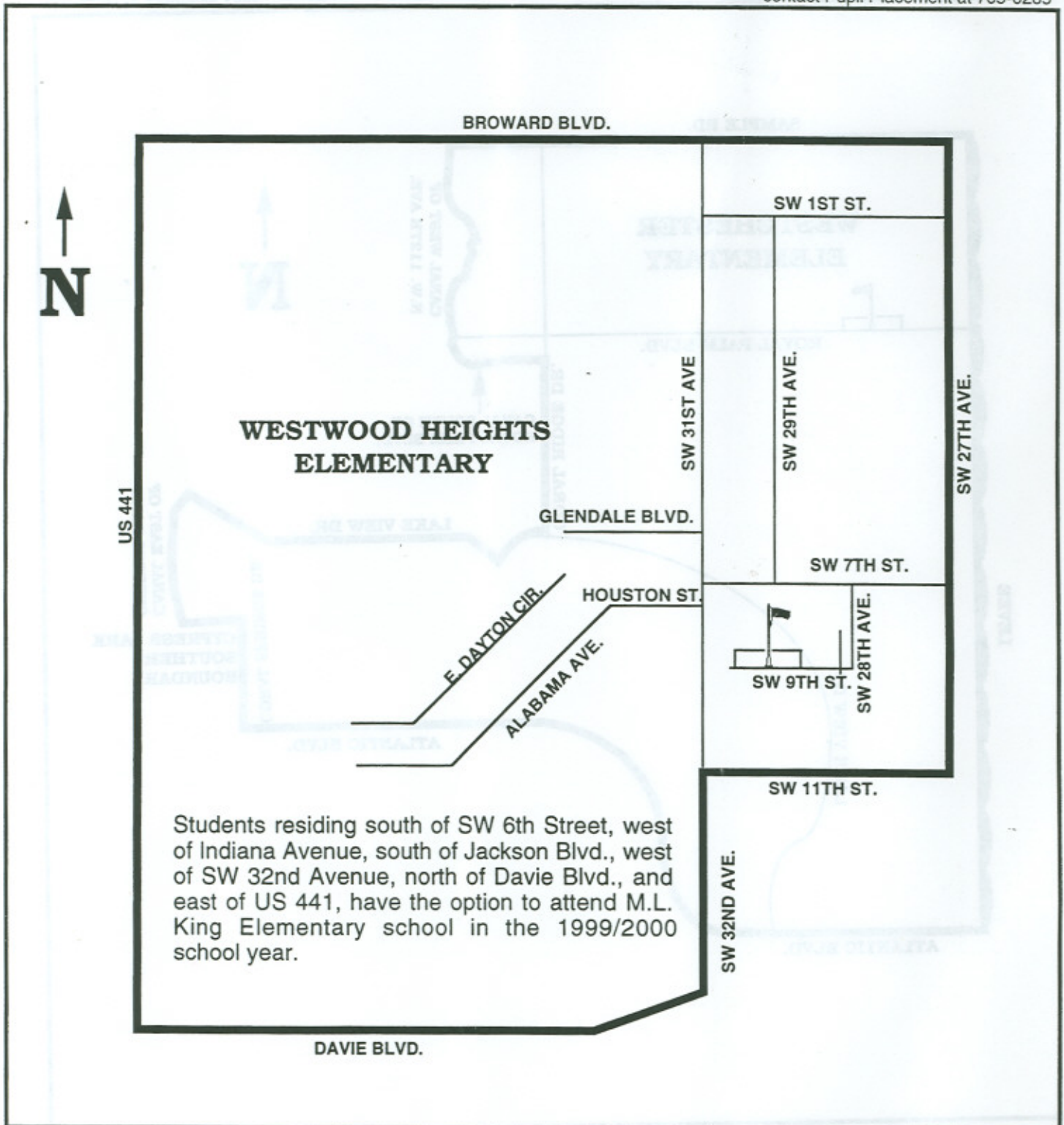
**WESTCHESTER ELEMENTARY**  
12405 ROYAL PALM BOULEVARD  
CORAL SPRINGS, FLORIDA 33065  
344-2380

Boundaries in this book are for the 1999/2000 school year only. The boundaries are established annually by the School Board. For current information on boundaries, please contact Pupil Placement at 765-6285



**WESTWOOD HEIGHTS ELEMENTARY**  
2861 SW 9 STREET  
FORT LAUDERDALE, FLORIDA 33312  
797-4340

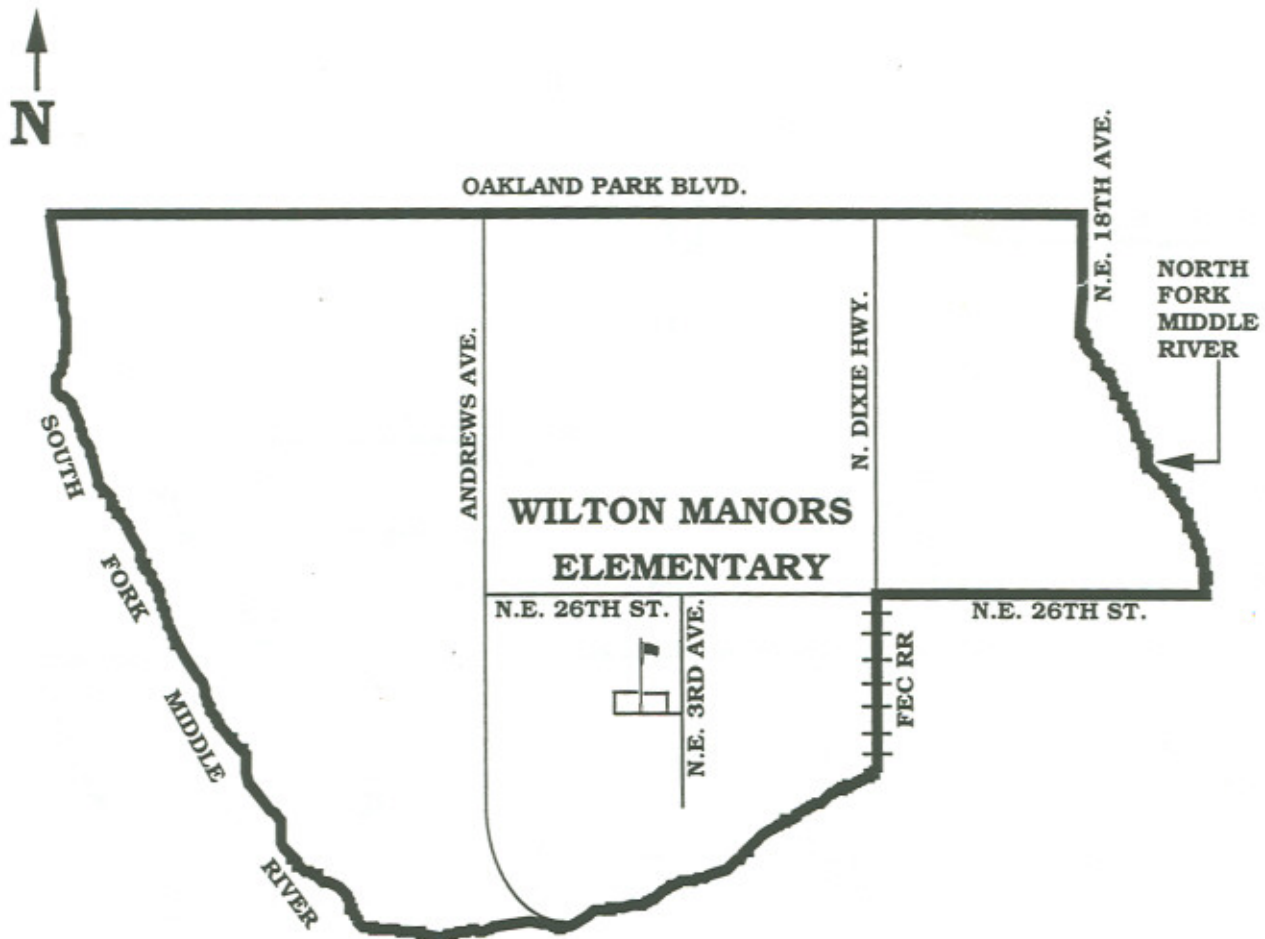
Boundaries in this book are for the 1999/2000 school year only. The boundaries are established annually by the School Board. For current information on boundaries, please contact Pupil Placement at 765-6285





**WILTON MANORS ELEMENTARY**  
2401 NE 3 AVENUE  
WILTON MANORS, FLORIDA 33305  
390-0700

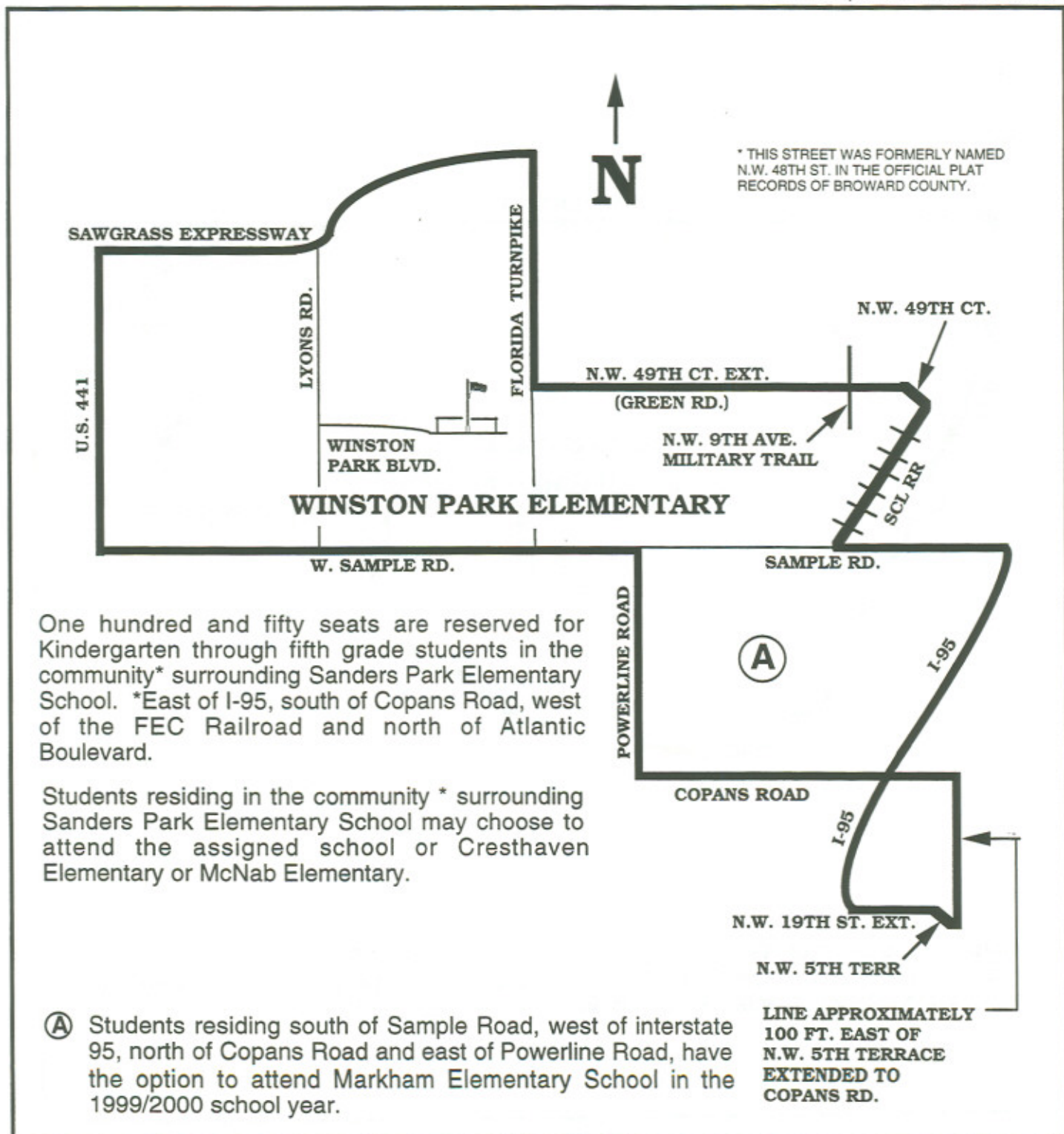
Boundaries in this book are for the 1999/2000 school year only. The boundaries are established annually by the School Board. For current information on boundaries, please contact Pupil Placement at 765-6285



Students residing south of West Sunrise Blvd., west of Interstate 95, north of NW 8th Street, and east of NW 27th Avenue, have the option to attend Martin Luther King Elementary School or Wilton Manors Elementary School in the 1999/2000 school year.

**WINSTON PARK ELEMENTARY**  
**4000 WINSTON PARK BLVD.**  
**COCONUT CREEK, FLORIDA 33073**  
**481-5685**

Boundaries in this book are for the 1999/2000 school year only. The boundaries are established annually by the School Board. For current information on boundaries, please contact Pupil Placement at 765-6285



**VIRGINIA SHUMAN YOUNG ELEMENTARY**  
101 NE 11 AVENUE  
FORT LAUDERDALE, FLORIDA 33301  
761-2400

Boundaries in this book are for the 1999/2000 school year only. The boundaries are established annually by the School Board. For current information on boundaries, please contact Pupil Placement at 765-6285.

**A MONTESSORI MAGNET SCHOOL:**

Admission requirements for those students applying to the program shall be in accordance with the provisions of School Board Policy #5004 and the magnet attendance guidelines for the Montessori Magnet Program.

One hundred fifty seats are reserved for prekindergarten through fifth grade students in the community\* surrounding Virginia Shuman Young Elementary School.

\*East of the FEC Railroad, south of Sunrise Blvd., east of Middle River, west of Victoria Park Rd./Mola Ave., and north of New River

**A SCHOOL NEAR THE WORKPLACE:**

Parents of preschool children ages three and four and/or kindergarten through fifth grade students, who work in the downtown areas north of the New River and who meet the Workplace guidelines, may apply for their children to attend Virginia Shuman Young Elementary School.

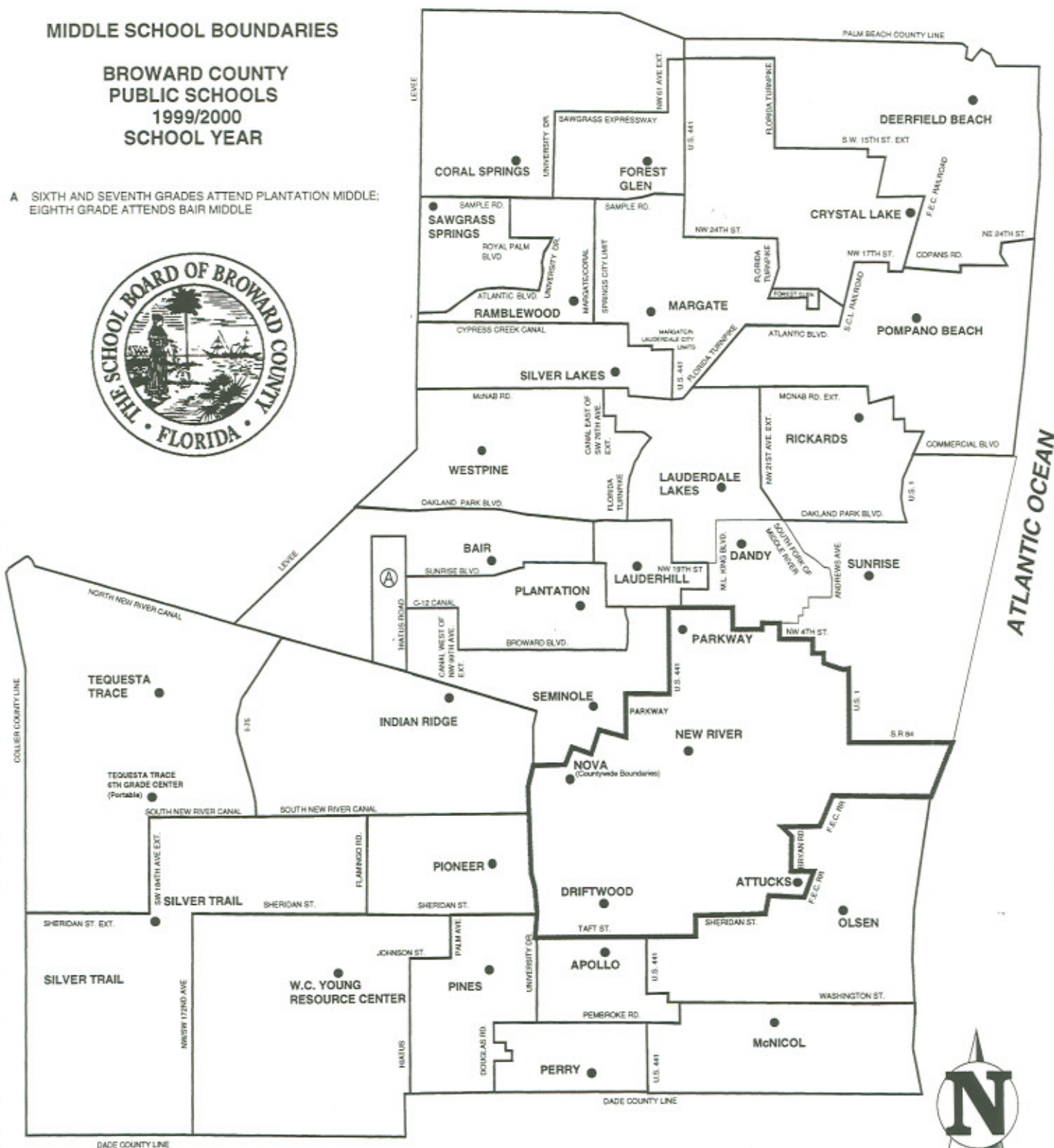


# MIDDLE SCHOOLS

## MIDDLE SCHOOL BOUNDARIES

### BROWARD COUNTY PUBLIC SCHOOLS 1999/2000 SCHOOL YEAR

A SIXTH AND SEVENTH GRADES ATTEND PLANTATION MIDDLE;  
EIGHTH GRADE ATTENDS BAIR MIDDLE



Controlled Choice Magnet Middle School Zone

NOTE: Please See Individual School Maps For More Details.

DEPARTMENT OF SCHOOL BOUNDARIES, STUDENT ASSIGNMENT, SUMMER SCHOOL, CHARTER SCHOOLS AND YEAR-ROUND SCHOOL

*student choice / school border*

## MIDDLE SCHOOLS AND PAGE NUMBERS

N = NORTH AREA; NC = NORTH CENTRAL AREA

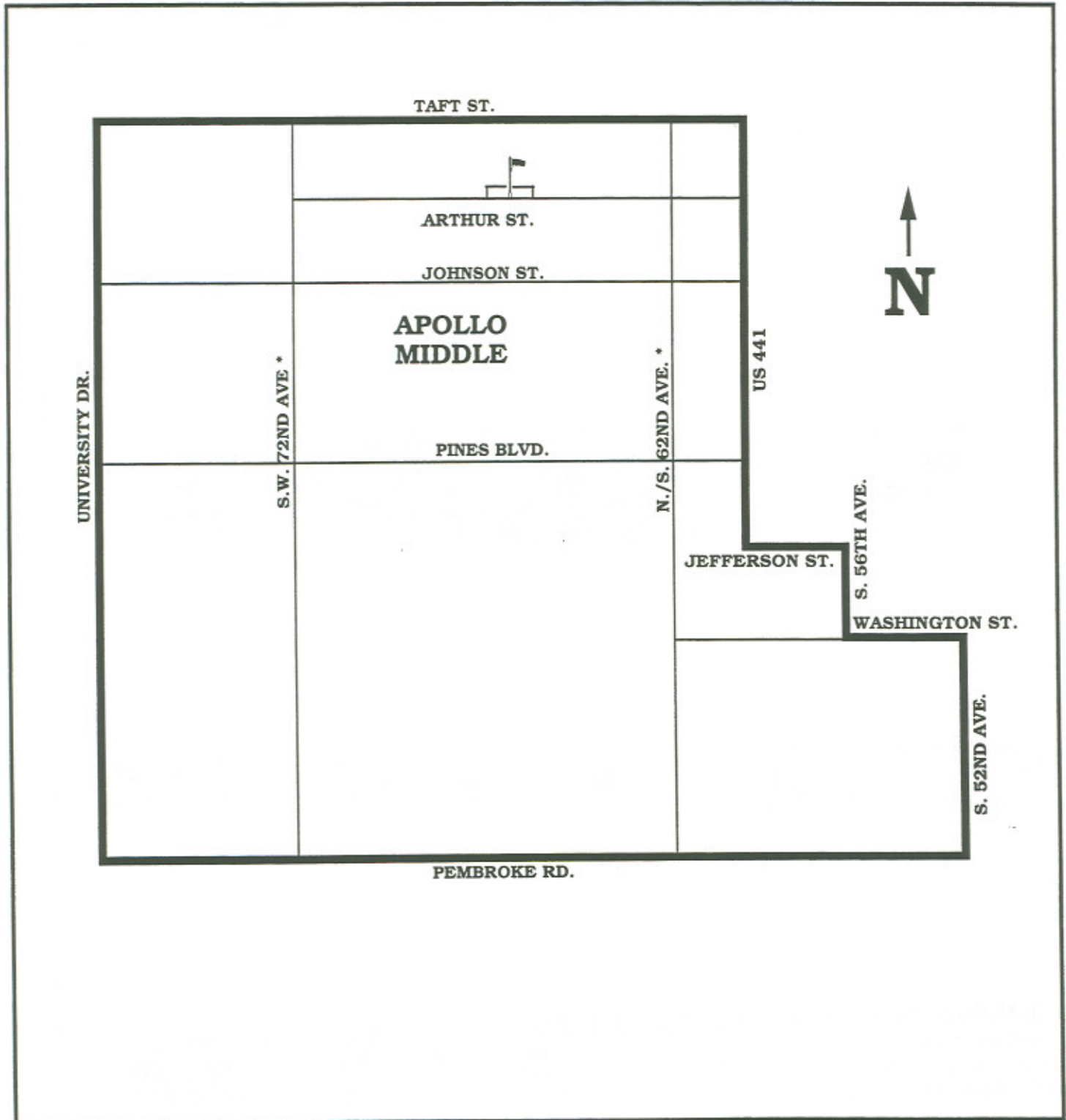
SC = SOUTH CENTRAL AREA; S = SOUTH AREA

APOLLO (S).....	128
ATTUCKS (S).....	129
BAIR (NC).....	130
CONTROLLED CHOICE (SC/S).....	131
CORAL SPRINGS (N).....	132
CRYSTAL LAKE (N).....	133
DANDY, WILLIAM E. (SC).....	134
DEERFIELD BEACH (N).....	135
DRIFTWOOD (S).....	136
FOREST GLEN (N).....	137
INDIAN RIDGE (SC).....	138
LAUDERDALE LAKES (NC).....	139
LAUDERHILL (NC).....	140
MARGATE (N).....	141
McNICOL (S).....	142
NEW RIVER (SC).....	143
NOVA (NC).....	144
OLSEN (S).....	145
PARKWAY (SC).....	146
PERRY (S).....	147
PINES (S).....	148
PIONEER (S).....	149
PLANTATION (SC).....	150
POMPANO BEACH (N).....	151
RAMBLEWOOD (N).....	152
RICKARDS (NC).....	153
SAWGRASS SPRINGS (N).....	154
SEMINOLE (SC).....	155
SILVER LAKES (N).....	156
SILVER TRAIL (S).....	157
SUNRISE (SC).....	158
TEQUESTA TRACE (SC).....	159
WESTPINE (NC).....	160
YOUNG, WALTER C. (S).....	161



APOLLO MIDDLE  
6800 ARTHUR STREET  
HOLLYWOOD, FLORIDA 33024  
985-3000

Boundaries in this book are for the 1999/2000 school year only. The boundaries are established annually by the School Board. For current information on boundaries, please contact Pupil Placement at 765-6285



**ATTUCKS MIDDLE  
3500 N. 22 AVENUE  
HOLLYWOOD, FLORIDA 33020  
926-0900**

**CONTROLLED CHOICE ZONE MAGNET MIDDLE SCHOOL**

Boundaries in this book are for the 1999/2000 school year only. The boundaries are established annually by the School Board. For current information on boundaries, please contact Pupil Placement at 765-6285

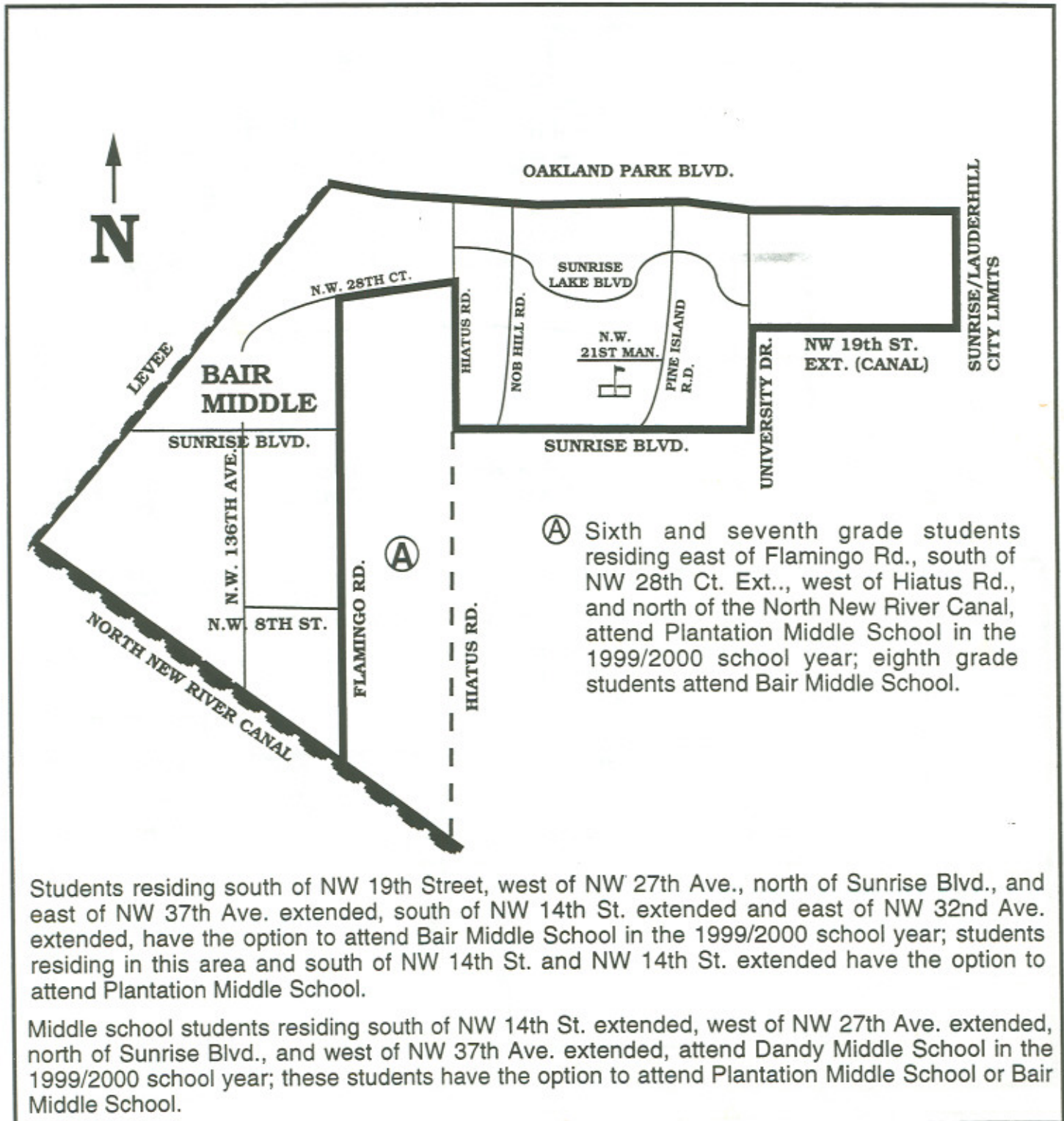
**ATTUCKS MIDDLE SCHOOL IS IN THE CONTROLLED CHOICE  
MAGNET MIDDLE SCHOOL ZONE, PLEASE REFER TO THE  
CONTROLLED CHOICE MAGNET MIDDLE SCHOOL ZONE MAP  
IN THIS DOCUMENT.**

Students who reside south of Douglas St. extended and Douglas St., west of the FEC Railroad, north of Sheridan St., and east of Interstate 95, have the choice to attend Attucks Middle School in the 1999/2000 school year.

**A COMMUNICATIONS AND BROADCAST ARTS MAGNET SCHOOL:** Middle school students who reside outside the Controlled Choice Zone and south of Sunrise Blvd., may apply for admission to the magnet program. Students will be admitted in accordance with the provisions of School Board Policy #5004.

**BAIR MIDDLE**  
 9100 NW 21 MANOR  
 SUNRISE, FLORIDA 33322  
 572-1400

Boundaries in this book are for the 1999/2000 school year only. The boundaries are established annually by the School Board. For current information on boundaries, please contact Pupil Placement at 765-6285

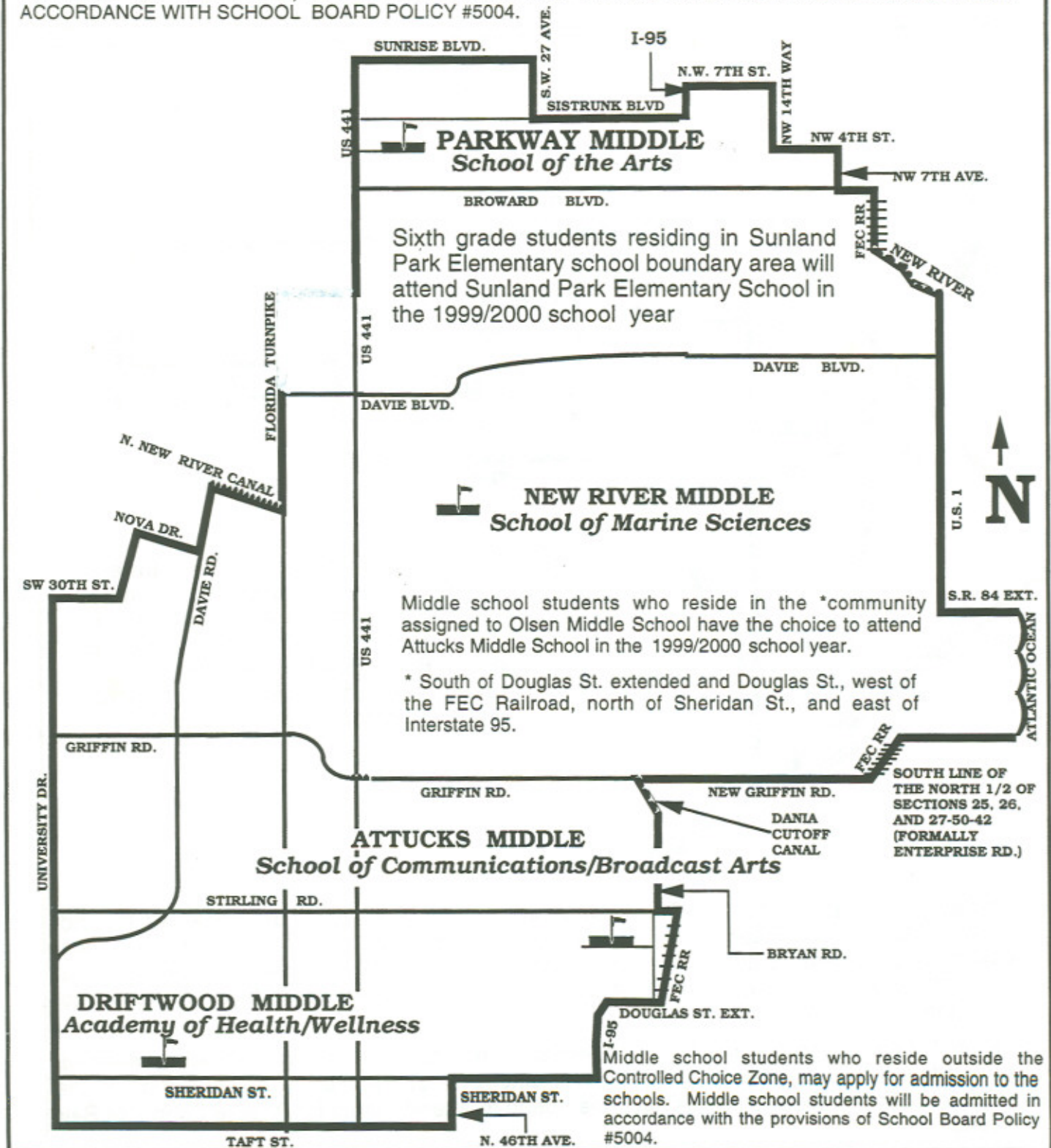




# CONTROLLED CHOICE MAGNET MIDDLE SCHOOL ZONE

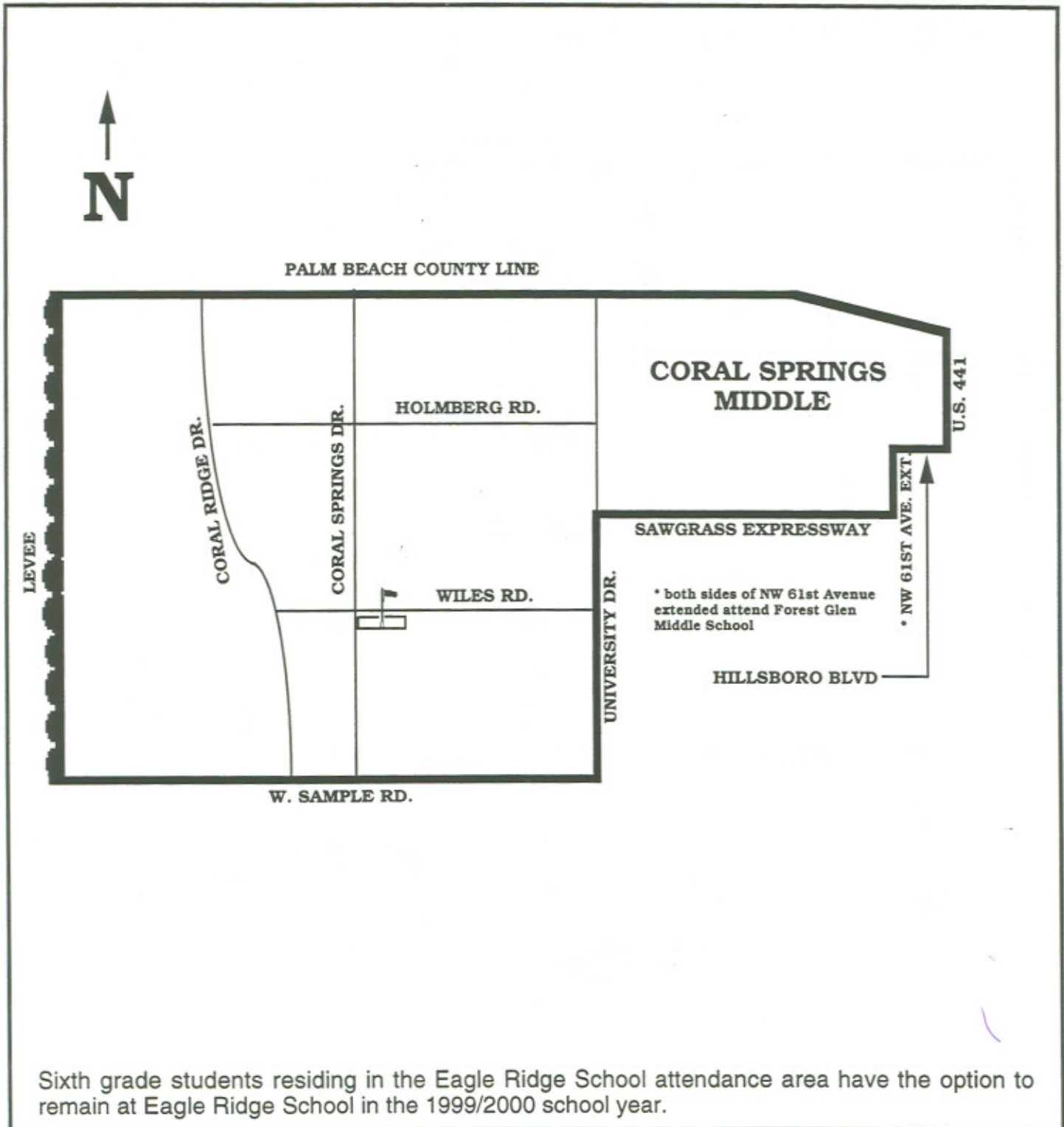
Boundaries in this book are for the 1999/2000 school year only. The boundaries are established annually by the School Board. For current information on boundaries, please contact Pupil Placement at 765-6285

MIDDLE SCHOOL STUDENTS RESIDING WITHIN THE CONTROLLED CHOICE ZONE SHALL HAVE THE CHOICE TO ATTEND ONE OF THE FOUR ZONE MIDDLE SCHOOL FACILITIES (ATTUCKS, DRIFTWOOD, PARKWAY OR NEW RIVER) IN THE 1999/2000 SCHOOL YEAR, ON A SPACE AVAILABLE BASIS AND IN ACCORDANCE WITH SCHOOL BOARD POLICY #5004.



**CORAL SPRINGS MIDDLE**  
10300 W. WILES ROAD  
CORAL SPRINGS, FLORIDA 33067  
344-5500

Boundaries in this book are for the 1999/2000 school year only. The boundaries are established annually by the School Board. For current information on boundaries, please contact Pupil Placement at 765-6285



Sixth grade students residing in the Eagle Ridge School attendance area have the option to remain at Eagle Ridge School in the 1999/2000 school year.



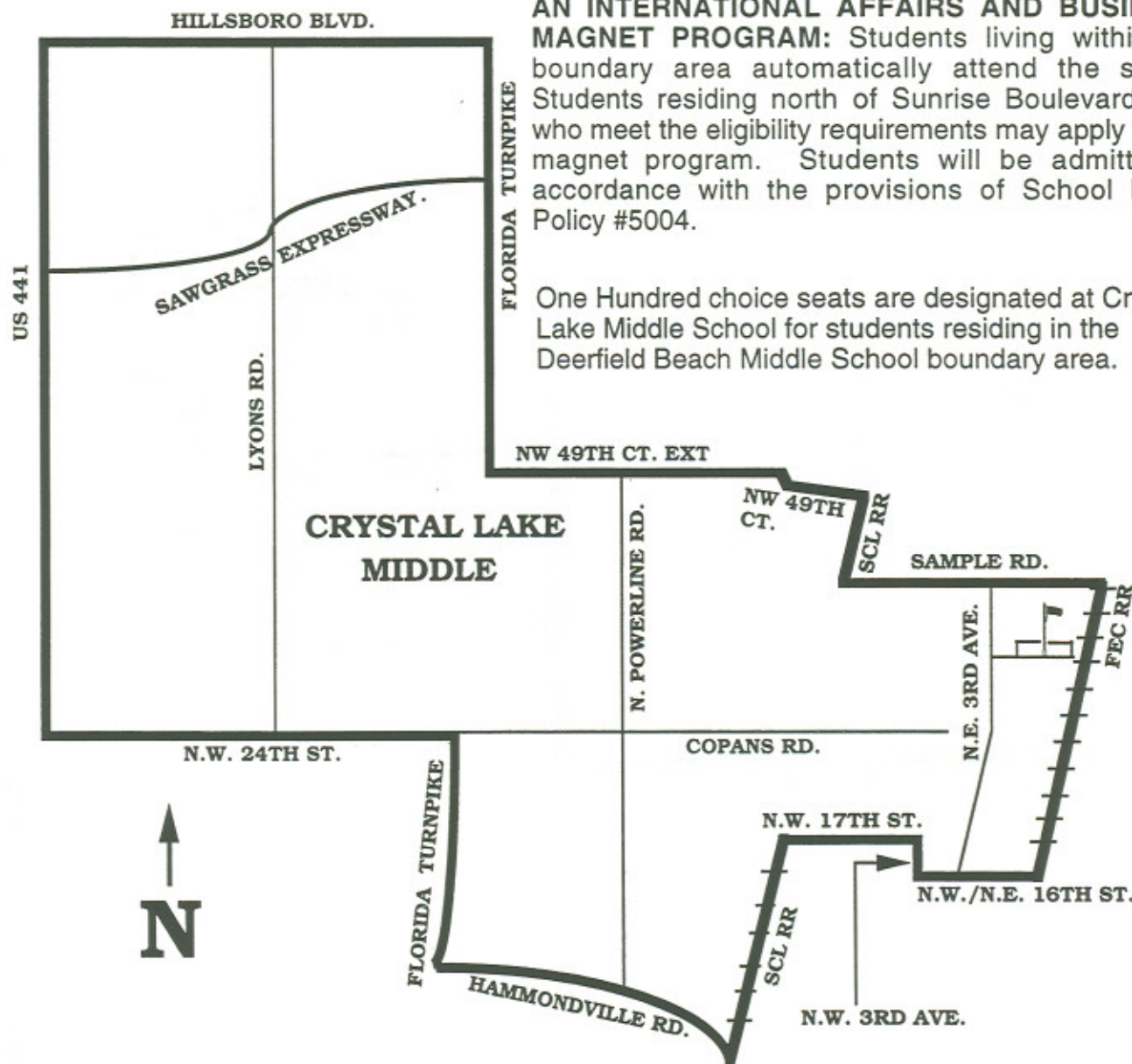
**CRYSTAL LAKE MIDDLE**  
3551 NE 3 AVENUE  
POMPANO BEACH, FLORIDA 33064  
786-3550

Boundaries in this book are for the 1999/2000 school year only. The boundaries are established annually by the School Board. For current information on boundaries, please contact Pupil Placement at 765-6285

**A SCIENCE/PRE-ENGINEERING MAGNET PROGRAM:** Students living within the boundary area automatically attend the school. Students residing north of Sunrise Boulevard, and who meet the eligibility requirements may apply to the magnet program. Students will be admitted in accordance with the provisions of School Board Policy #5004.

**AN INTERNATIONAL AFFAIRS AND BUSINESS MAGNET PROGRAM:** Students living within the boundary area automatically attend the school. Students residing north of Sunrise Boulevard, and who meet the eligibility requirements may apply to the magnet program. Students will be admitted in accordance with the provisions of School Board Policy #5004.

One Hundred choice seats are designated at Crystal Lake Middle School for students residing in the Deerfield Beach Middle School boundary area.

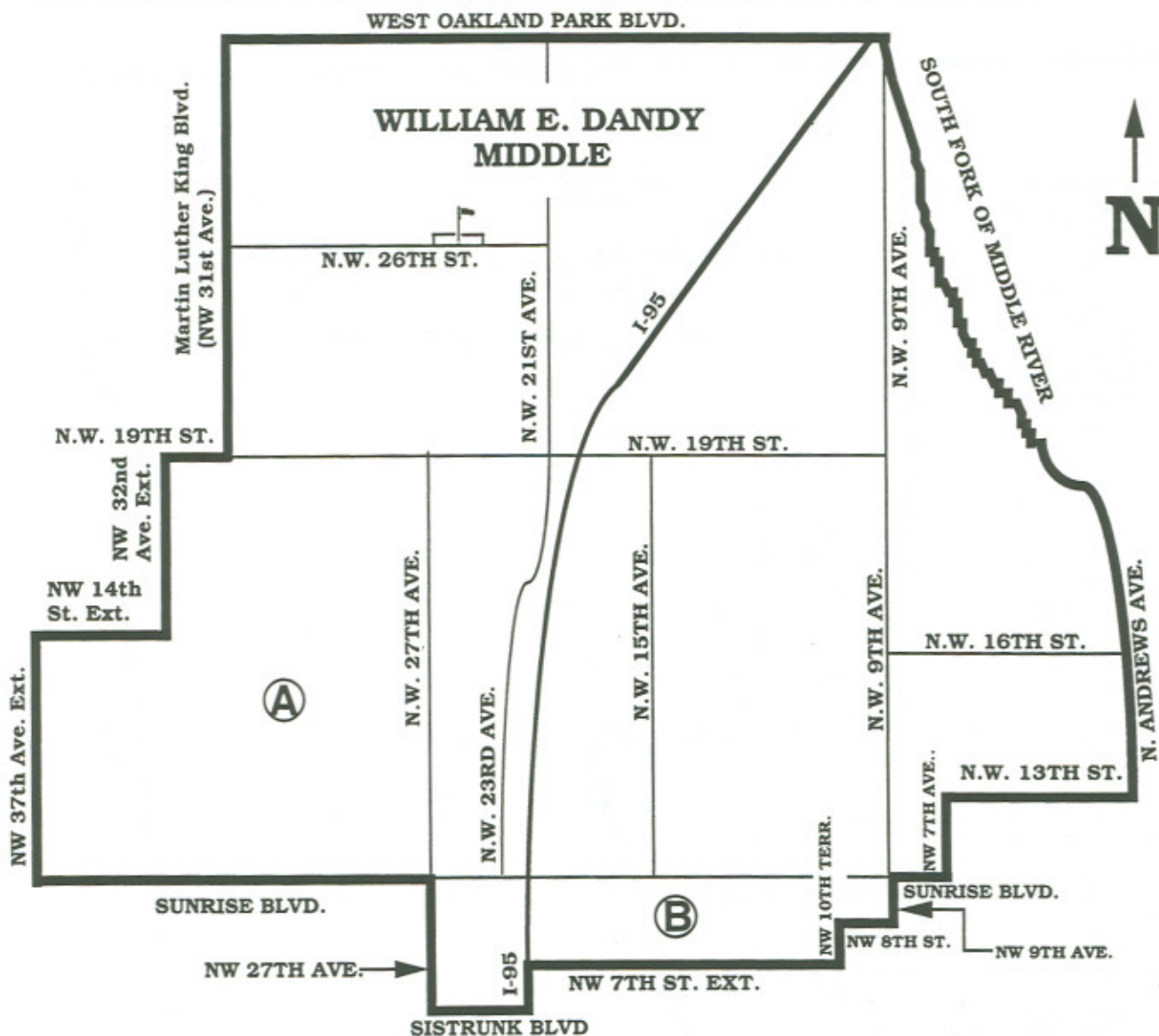




**WILLIAM E. DANDY MIDDLE**  
 2400 NW 26 STREET  
 FORT LAUDERDALE, FLORIDA 33311  
 497-1875

Boundaries in this book are for the 1999/2000 school year only. The boundaries are established annually by the School Board. For current information on boundaries, please contact Pupil Placement at 765-6285

Sixth grade students residing in Sunland Park Elementary school boundary area will attend Sunland Park Elementary School in the 1999/2000 school year



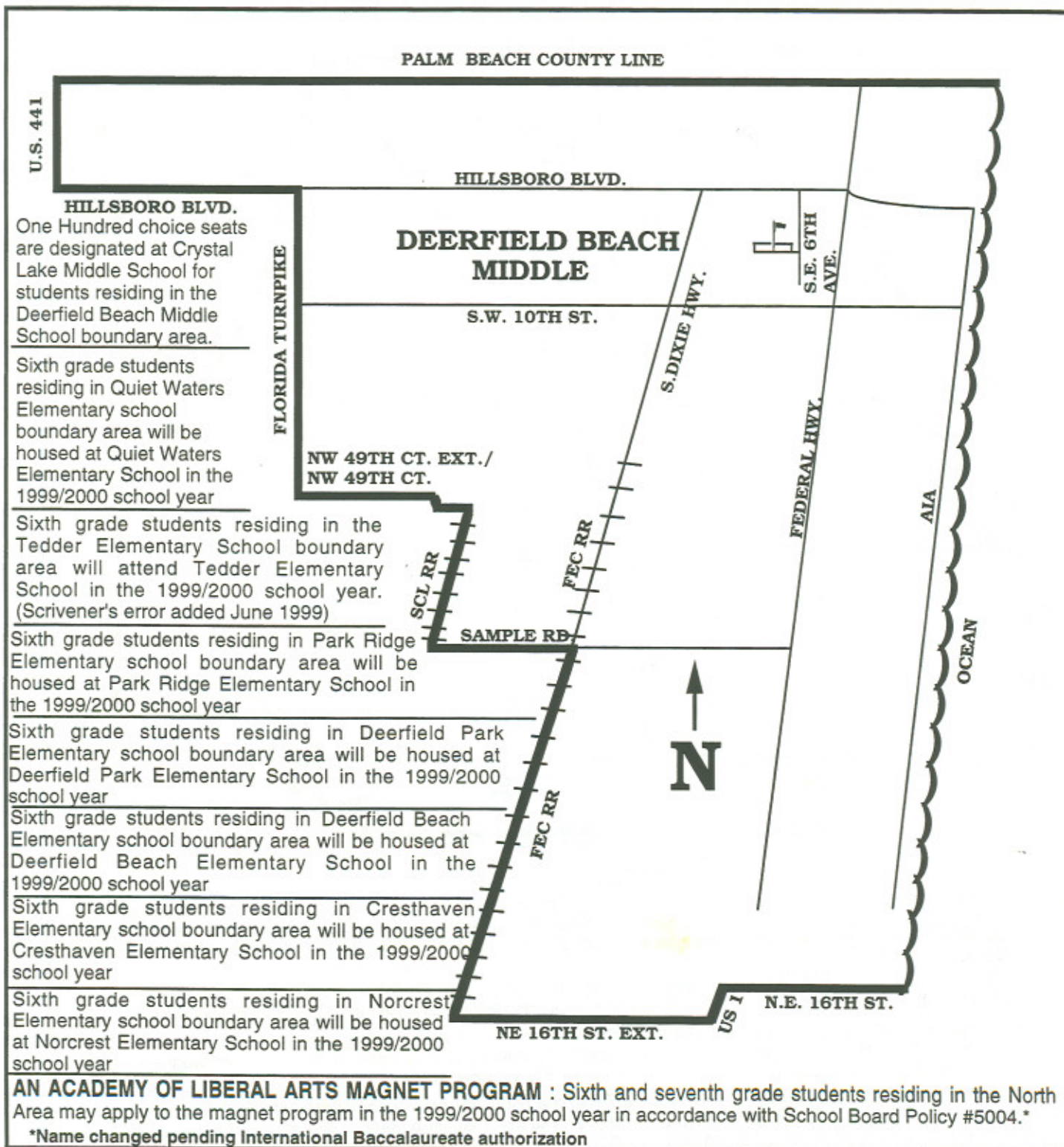
- (A)** Students residing south of NW 19th Street, west of NW 27th Ave., north of Sunrise Blvd., and east of NW 37th Ave. extended, south of NW 14th St. extended and east of NW 32nd Ave. extended, have the option to attend Bair Middle School in the 1999/2000 school year; students residing in this area and south of NW 14th St. and NW 14th St. extended have the option to attend Plantation Middle School.
- (B)** Students residing south of West Sunrise Blvd., west of NW 9th Ave, north of NW 8th St., west of NW 10th Terr., north of NW 7th St. and east of Interstate 95, have the option to attend Rickards Middle School in the 1999/2000 school year.

**A PRELAW AND PUBLIC AFFAIRS MAGNET PROGRAM:** Students living within the boundary area automatically attend the school. Students countywide who meet the eligibility requirements, may apply to the magnet program. Students will be admitted in accordance with the provisions of School Board Policy #5004.

**A PRE-MEDICAL MAGNET PROGRAM:** Students living within the boundary area automatically attend the school. Students countywide who meet the eligibility requirements, may apply to the magnet program. Students will be admitted in accordance with the provisions of School Board Policy #5004.

**DEERFIELD BEACH, MIDDLE**  
**701 SE 6 AVENUE**  
**DEERFIELD BEACH, FLORIDA 33441**  
**481-5700**

Boundaries in this book are for the 1999/2000 school year only. The boundaries are established annually by the School Board. For current information on boundaries, please contact Pupil Placement at 765-6285





DRIFTWOOD MIDDLE  
2751 NW 70 TERRACE  
HOLLYWOOD, FLORIDA 33024  
985-3100

***CONTROLLED CHOICE ZONE MAGNET MIDDLE SCHOOL***

Boundaries in this book are for the 1999/2000 school year only. The boundaries are established annually by the School Board. For current information on boundaries, please contact Pupil Placement at 765-6285

**DRIFTWOOD MIDDLE SCHOOL IS IN THE CONTROLLED CHOICE MAGNET MIDDLE SCHOOL ZONE, PLEASE REFER TO THE CONTROLLED CHOICE MAGNET MIDDLE SCHOOL ZONE MAP IN THIS DOCUMENT.**

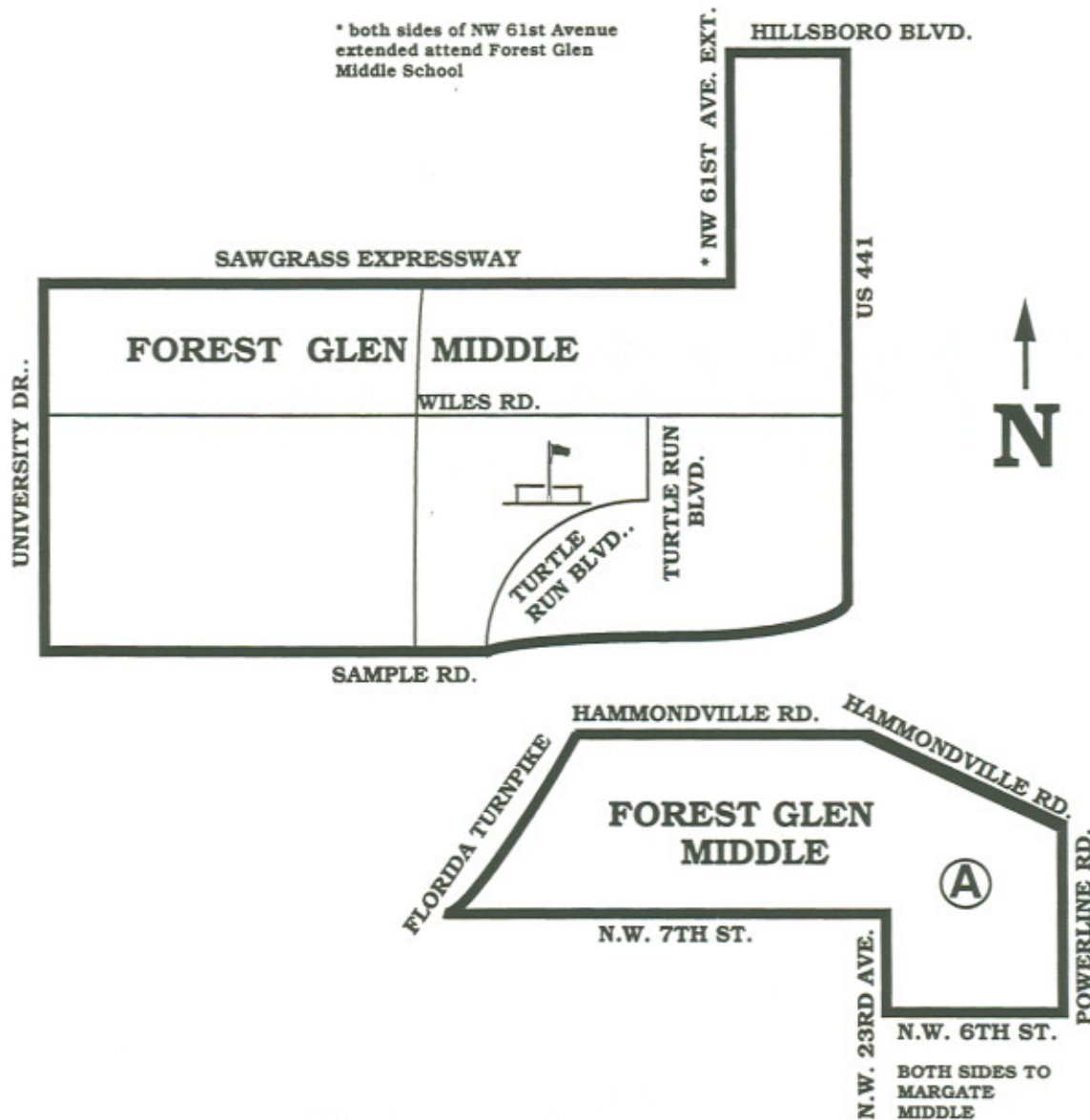
**A MAGNET SCHOOL OF HEALTH/WELLNESS WITH AN ENHANCED TRADITIONAL COMPONENT:** Middle school students who reside south of Sunrise Blvd. and who reside outside the Controlled Choice Zone boundary, may apply for admission as a magnet student to the school. Students will be admitted in accordance with the provisions of School Board Policy #5004.



**FOREST GLEN MIDDLE**  
6501 TURTLE RUN BOULEVARD  
CORAL SPRINGS, FLORIDA 33067  
345-4970

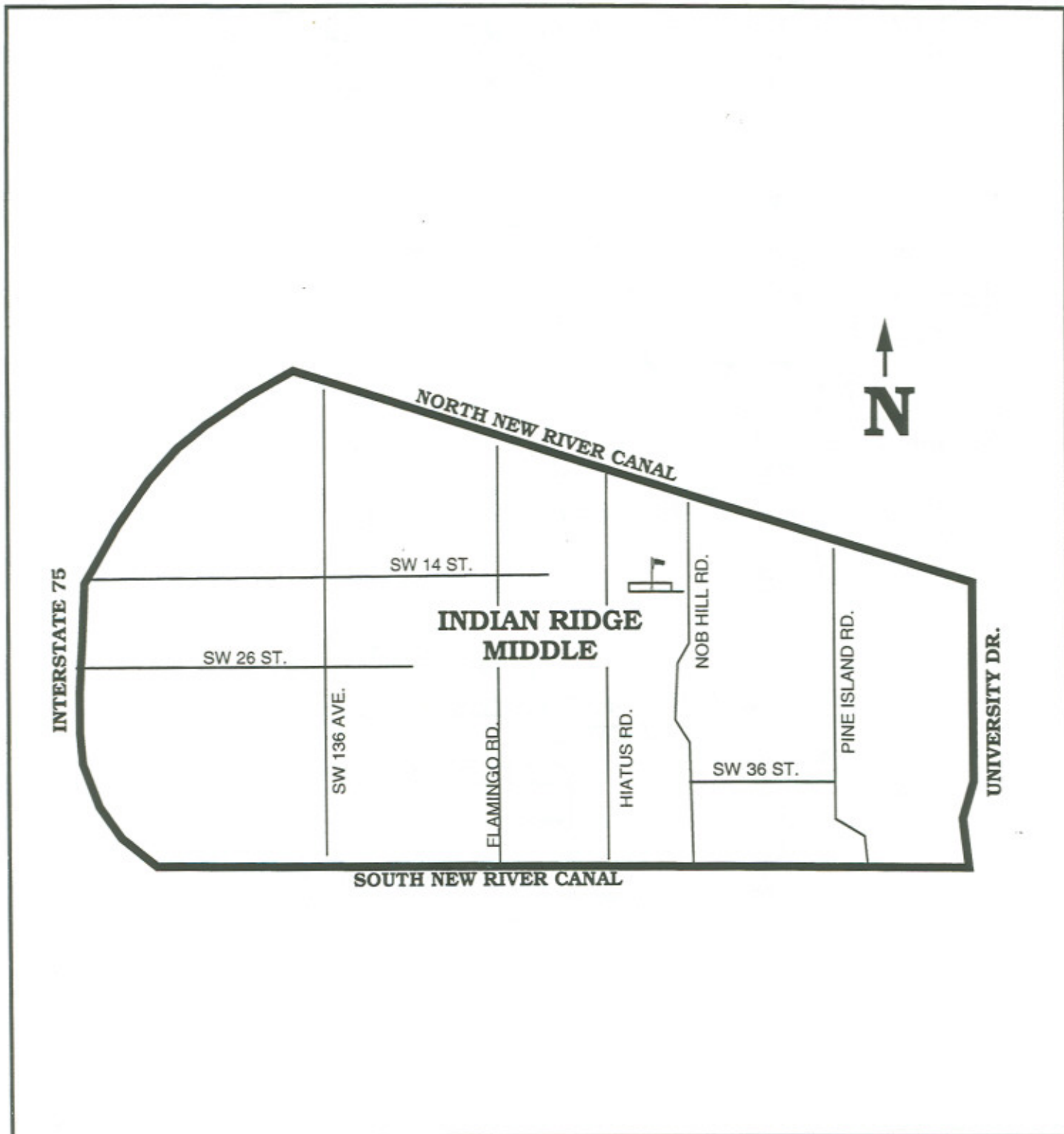
Boundaries in this book are for the 1999/2000 school year only. The boundaries are established annually by the School Board. For current information on boundaries, please contact Pupil Placement at 765-6285

- Ⓐ Students residing south of Hammondville Road, west of Powerline Road, north of NW 6th St., east of NW 23rd Ave. ext., north of NW 7th Street and NW 7th Street extended, and east of the Florida Turnpike, have the option to attend Pompano Beach Middle School in the 1999/2000 school year.



**INDIAN RIDGE MIDDLE**  
1355 NOB HILL ROAD  
DAVIE, FLORIDA 33324  
384-5136

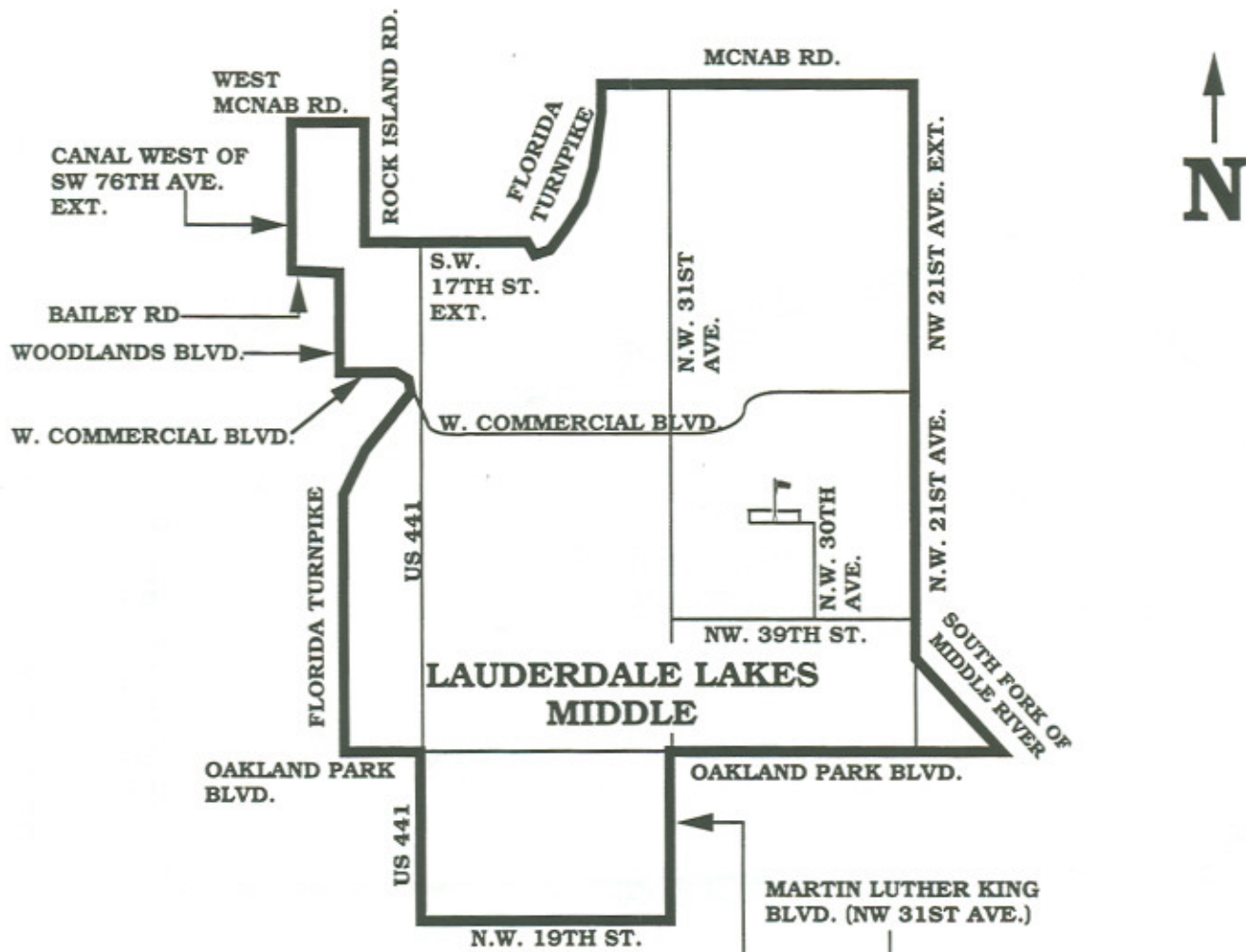
Boundaries in this book are for the 1999/2000 school year only. The boundaries are established annually by the School Board. For current information on boundaries, please contact Pupil Placement at 765-6285



**LAUDERDALE LAKES MIDDLE**  
3911 NW 30 AVENUE  
LAUDERDALE LAKES, FLORIDA 33309  
497-3900

Boundaries in this book are for the 1999/2000 school year only. The boundaries are established annually by the School Board. For current information on boundaries, please contact Pupil Placement at 765-6285

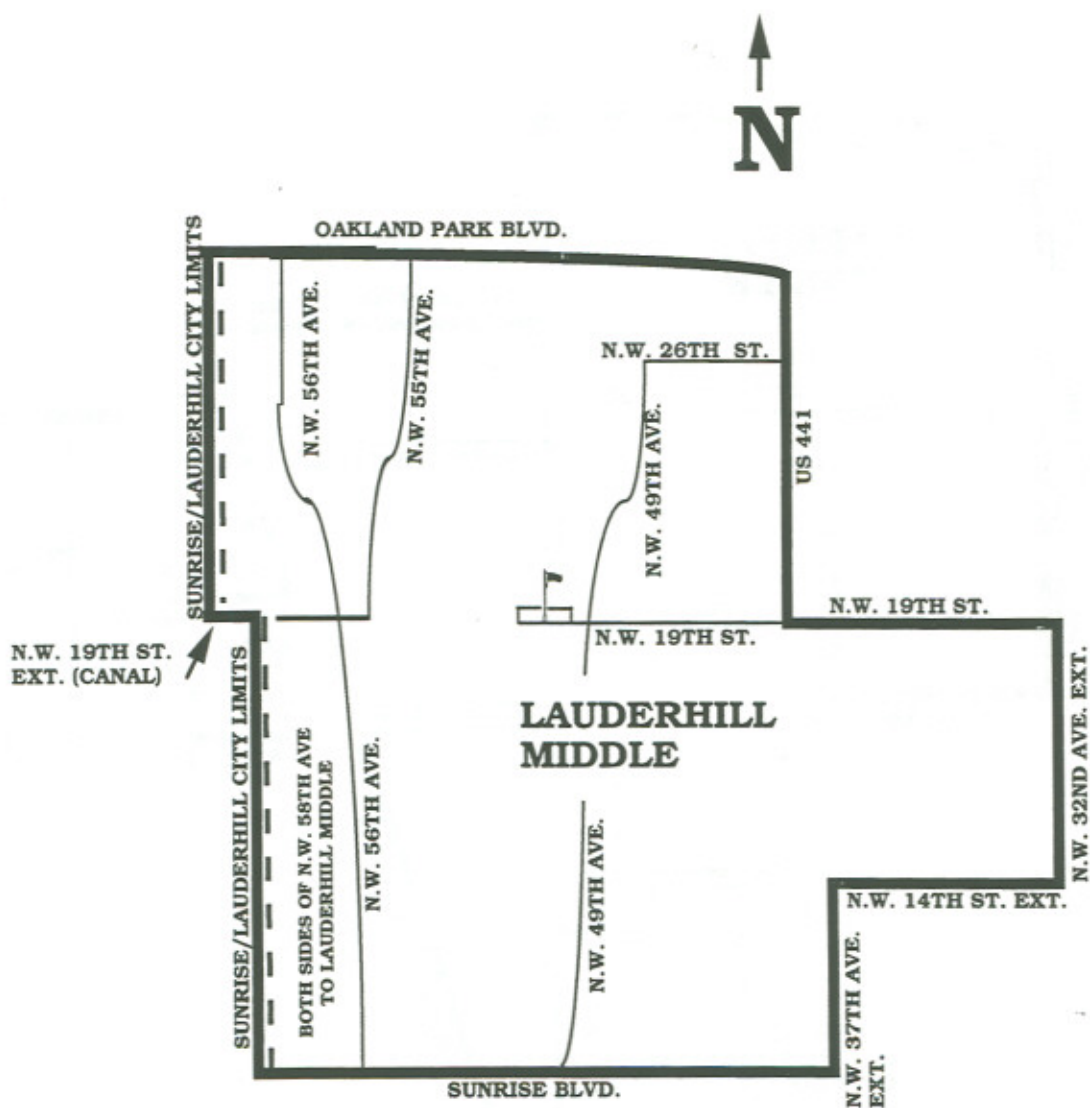
**A MAGNET PROGRAM FOR INTERNATIONAL BACCALAUREATE::** Sixth grade students residing in the Central and South Areas may apply to the magnet program in the 1999/2000 school year in accordance with School Board Policy #5004





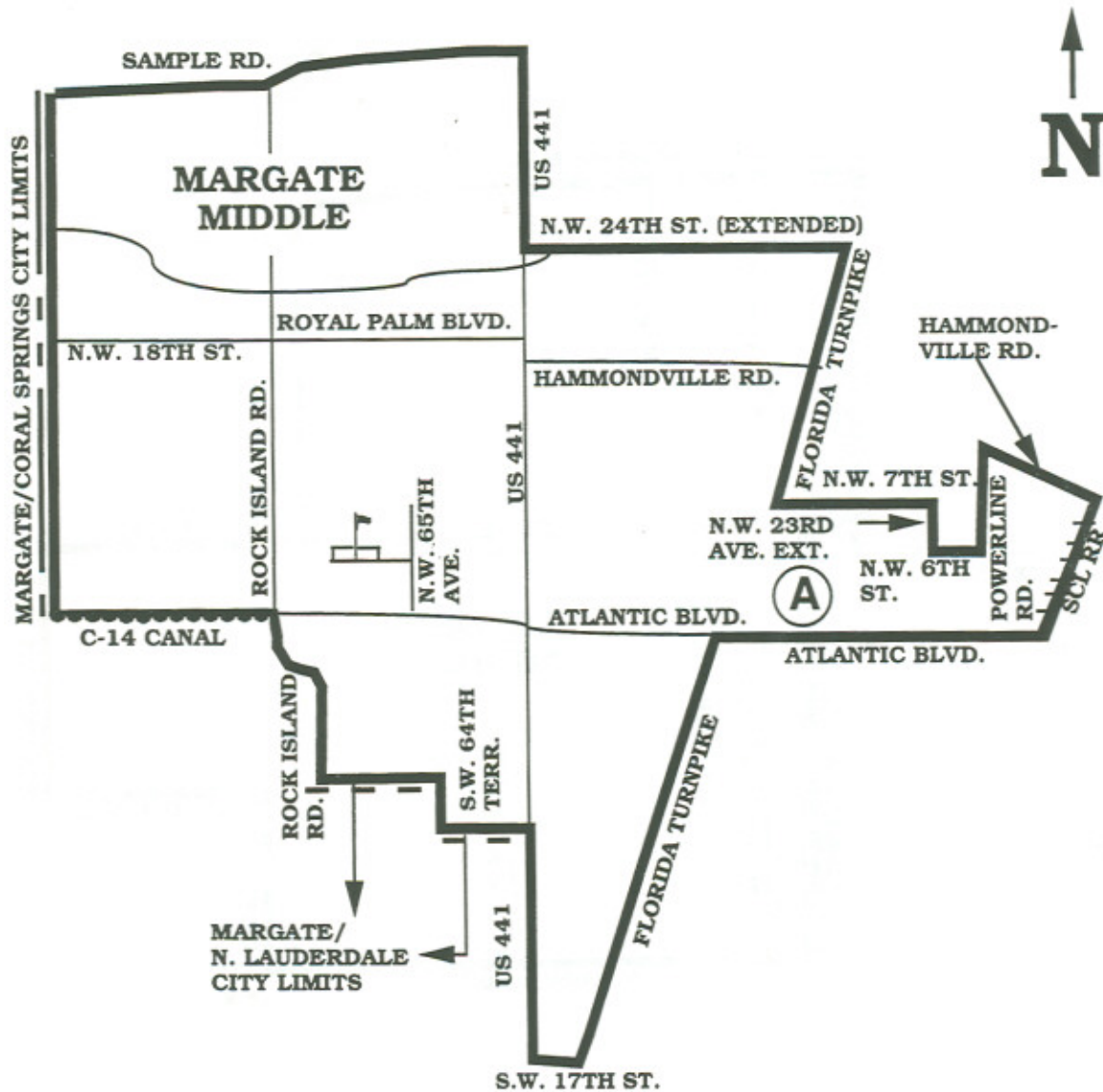
LAUDERHILL MIDDLE  
1901 NW 49 AVENUE  
LAUDERHILL, FLORIDA 33313  
497-3950

Boundaries in this book are for the 1999/2000 school year only. The boundaries are established annually by the School Board. For current information on boundaries, please contact Pupil Placement at 765-6285



**MARGATE MIDDLE**  
 500 NW 65 AVENUE  
 MARGATE, FLORIDA 33063  
 977-2277

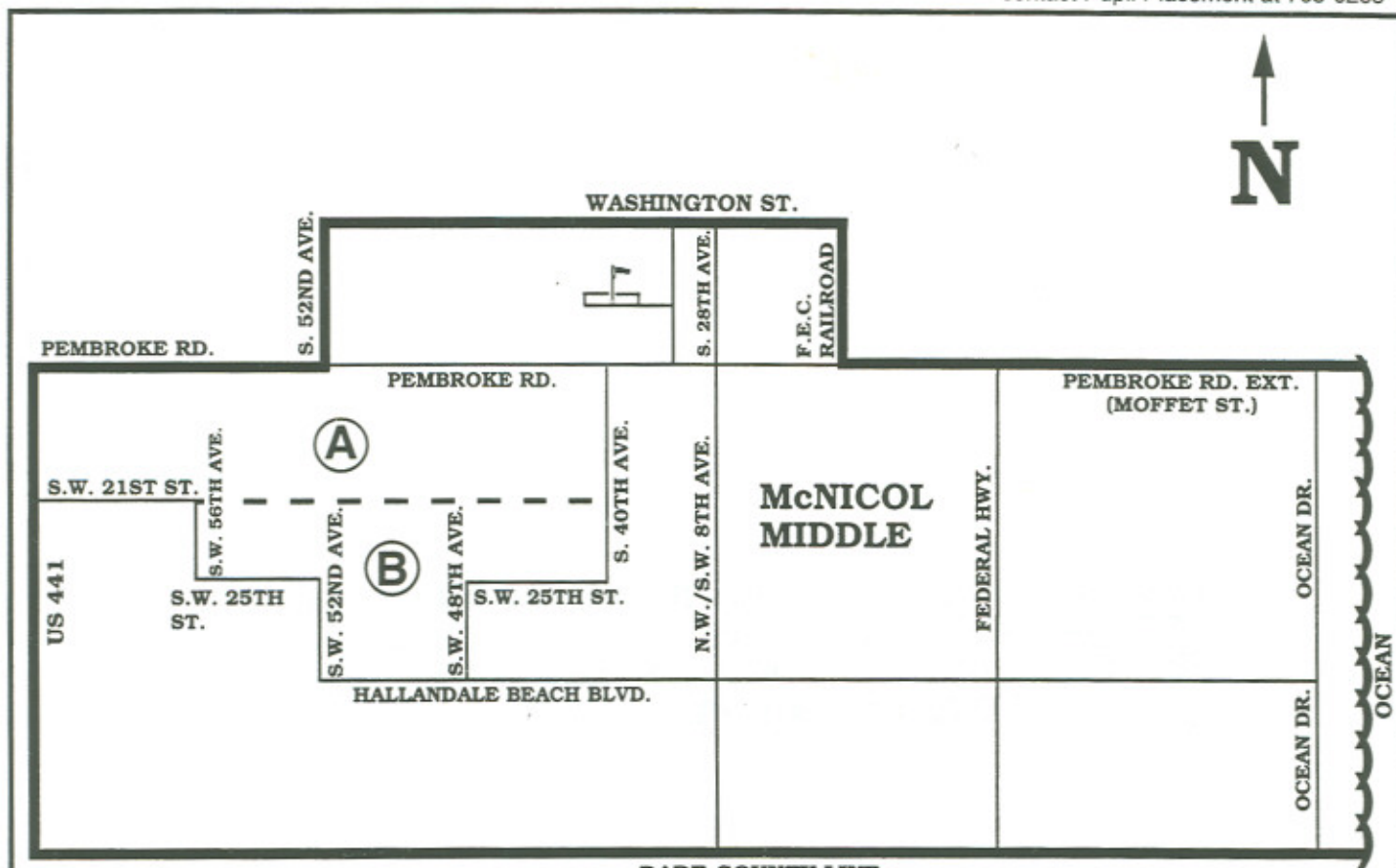
Boundaries in this book are for the 1999/2000 school year only. The boundaries are established annually by the School Board. For current information on boundaries, please contact Pupil Placement at 765-6285



- Ⓐ Students residing south of NW 7th Street west of NW 23rd Ave. extended, south of NW 6th St., east of Powerline Rd., south of Hammondville Rd., west of the SCL railroad, north of West Atlantic Blvd., and east of the Florida Turnpike, have the option to attend Pompano Beach Middle School in the 1999/2000 school year.

**McNICOL MIDDLE**  
1411 S. 28 AVENUE  
HOLLYWOOD, FLORIDA 33020  
926-0975

Boundaries in this book are for the 1999/2000 school year only. The boundaries are established annually by the School Board. For current information on boundaries, please contact Pupil Placement at 765-6285



- Ⓐ Students residing south of Pembroke Rd., west of SW 40th Ave., north of SW 21st St., and east of U.S. 441 have the option to attend Perry Middle School in the 1999/2000 school year.
- Ⓑ Students residing south of SW 21st St., west of SW 40th Ave., north of SW 25th St., west of SW 48th Ave., north of Hallandale Beach Blvd., east of SW 52nd Ave., north of SW 25th St., and east of SW 56th Ave., have the option to attend Pines Middle School in the 1999/2000 school year.

**A SCIENCE/PRE-ENGINEERING MAGNET PROGRAM:** Students living within the boundary area automatically attend the school. Middle school students residing south of Sunrise Boulevard, and who meet the eligibility requirements may apply to the magnet program. Students will be admitted in accordance with the provisions of School Board Policy #5004.

**AN INTERNATIONAL BUSINESS AND AFFAIRS MAGNET PROGRAM:** Students living within the boundary area automatically attend the school. Middle school students residing south of Sunrise Boulevard, and who meet the eligibility requirements may apply to the magnet program. Students will be admitted in accordance with the provisions of School Board Policy #5004.

**NOTE:** McNicol Middle School has a year-round educational calendar. Contact the school for more information.



**NEW RIVER MIDDLE  
3100 RIVERLAND RD.  
FT. LAUDERDALE, FLORIDA 33004  
797-4500  
CONTROLLED CHOICE ZONE MAGNET MIDDLE SCHOOL**

Boundaries in this book are for the 1999/2000 school year only. The boundaries are established annually by the School Board. For current information on boundaries, please contact Pupil Placement at 765-6285

**NEW RIVER MIDDLE SCHOOL IS IN THE CONTROLLED  
CHOICE MAGNET MIDDLE SCHOOL ZONE, PLEASE REFER  
TO THE CONTROLLED CHOICE MAGNET MIDDLE SCHOOL  
ZONE MAP IN THIS DOCUMENT.**

**A MAGNET SCHOOL FOR MARINE SCIENCES:** Middle school students countywide who reside outside the Controlled Choice Zone may apply for admission as a magnet student to the school. Students will be admitted in accordance with the provisions of School Board Policy #5004.

**NOVA MIDDLE**  
**3602 COLLEGE AVENUE**  
**DAVIE, FLORIDA 33314**  
**370-1755**

Boundaries in this book are for the 1999/2000 school year only. The boundaries are established annually by the School Board. For current information on boundaries, please contact Pupil Placement at 765-6285.

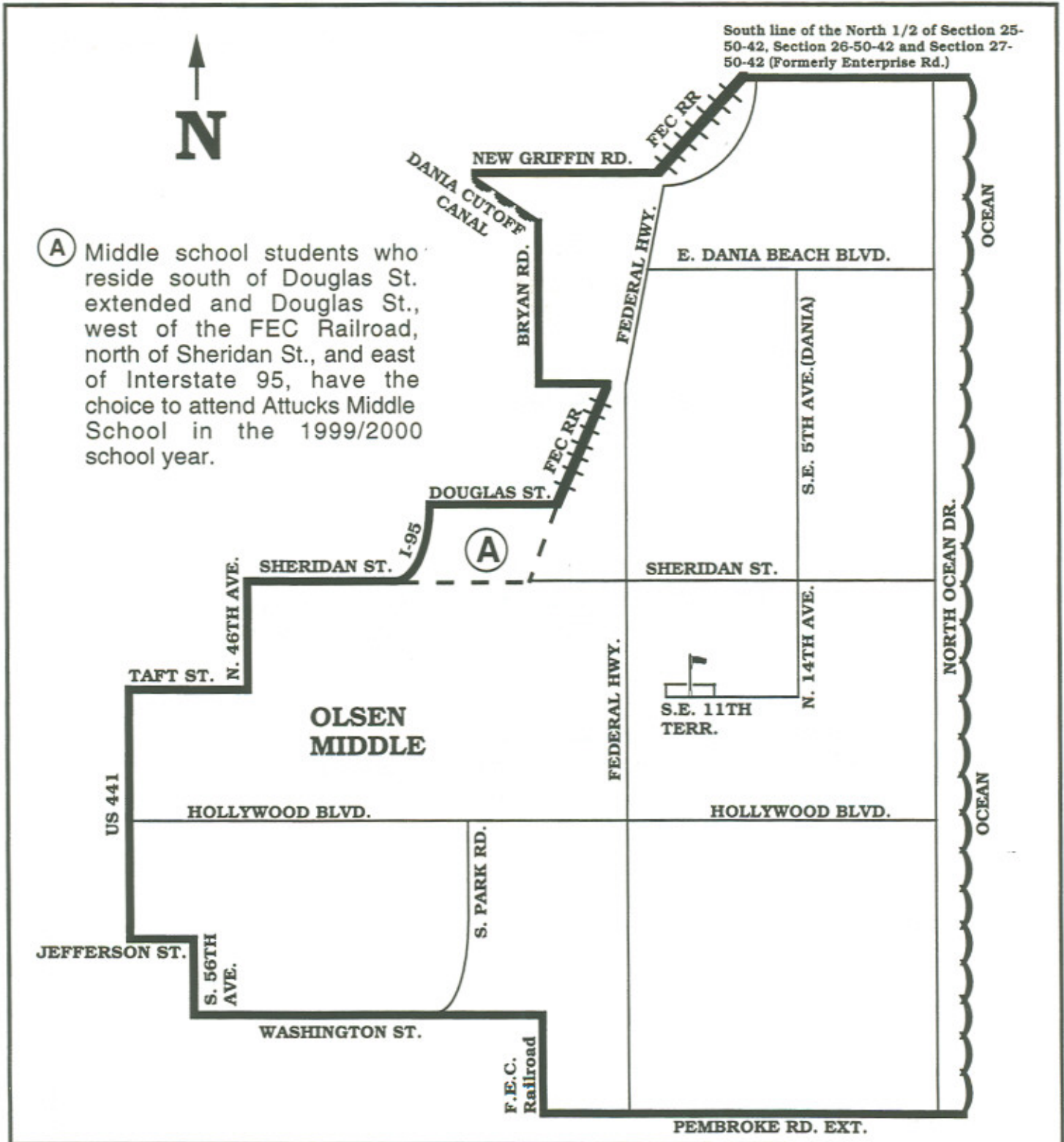
### **1999/2000 School Year**

A Research and Development Center. Vacancies are filled by applicants who reside in Broward County. Admittance will be made in accordance with School Board Policy #5003.

**Applications may be obtained at any school and are accepted between the first day of school in January and March 31st**

**OLSEN MIDDLE**  
**330 SE 11 STREET**  
**DANIA, FLORIDA 33004**  
**926-0950**

Boundaries in this book are for the 1999/2000 school year only. The boundaries are established annually by the School Board. For current information on boundaries, please contact Pupil Placement at 765-6285





**PARKWAY MIDDLE**  
3600 NW 5 COURT  
FORT LAUDERDALE, FLORIDA 33311  
797-4550

**CONTROLLED CHOICE ZONE MAGNET MIDDLE SCHOOL**

Boundaries in this book are for the 1999/2000 school year only. The boundaries are established annually by the School Board. For current information on boundaries, please contact Pupil Placement at 765-6285

Students residing south of Sunrise Blvd., west of NW 27th Avenue, north of Sistrunk Blvd. (NW 6th Street), east of NW 31st Avenue, north of NW 8th Street and east of US 441, have the option to attend Plantation Middle school in the 1999/2000 school year.

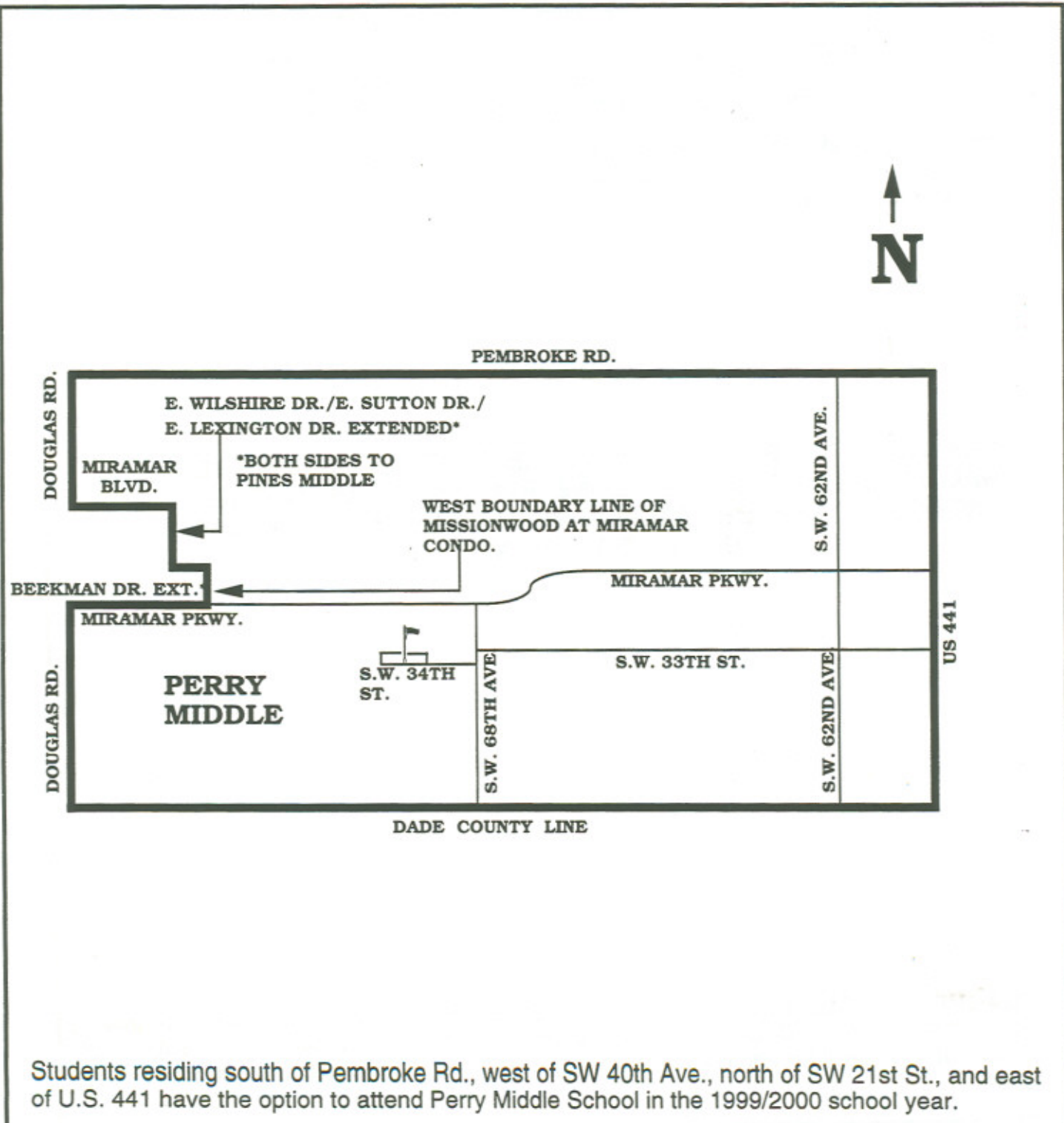
Students residing south of NW 8th Street, west of NW 31st Avenue, north of Sistrunk Blvd. (NW 6th Street), and east of US 441, have the option to attend Seminole Middle school in the 1999/2000 school year.

**PARKWAY MIDDLE SCHOOL IS IN THE CONTROLLED CHOICE  
MAGNET MIDDLE SCHOOL ZONE, PLEASE REFER TO THE  
CONTROLLED CHOICE MAGNET MIDDLE SCHOOL ZONE MAP  
IN THIS DOCUMENT.**

**A MAGNET SCHOOL FOR THE ARTS:** Middle School students countywide who reside outside the Controlled Choice Zone may apply for admission as magnet students to the school. Students will be admitted in accordance with the provisions of School Board Policy #5004.

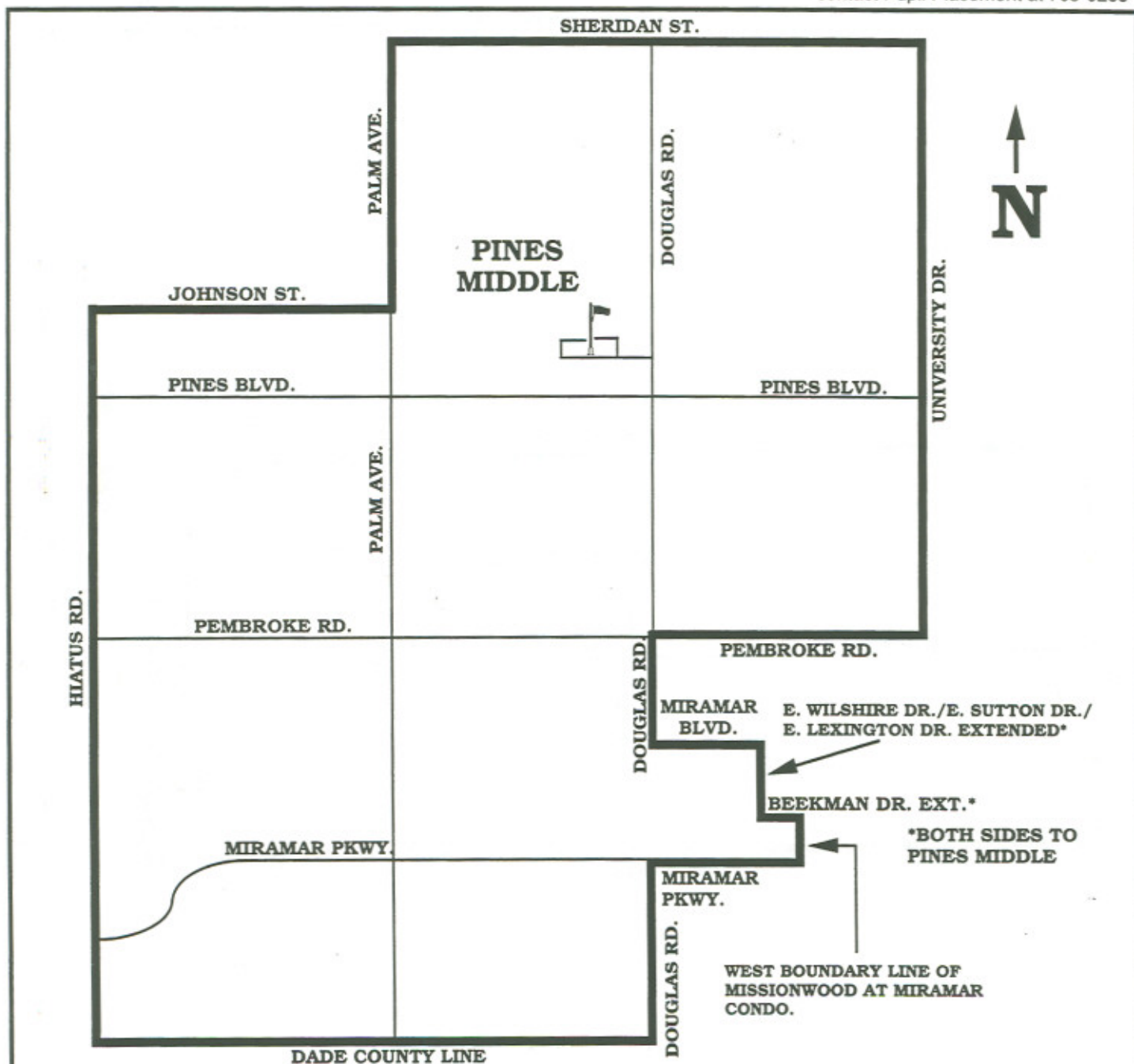
**PERRY MIDDLE**  
3400 WILDCAT WAY  
MIRAMAR, FLORIDA 33023  
985-5400

Boundaries in this book are for the 1999/2000 school year only. The boundaries are established annually by the School Board. For current information on boundaries, please contact Pupil Placement at 765-6285



**PINES MIDDLE**  
 200 NW DOUGLAS ROAD  
 PEMBROKE PINES, FLORIDA 33024  
 437-0577

Boundaries in this book are for the 1999/2000 school year only. The boundaries are established annually by the School Board. For current information on boundaries, please contact Pupil Placement at 765-6285



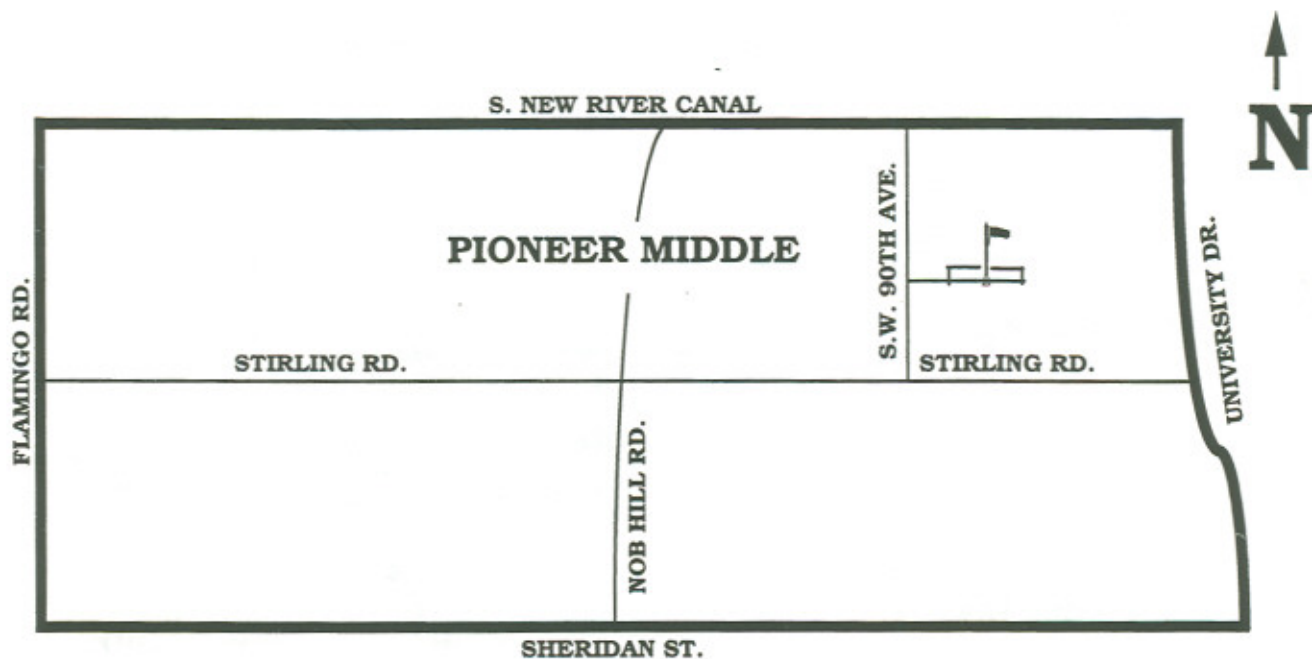
Sixth grade students residing in Pines Lakes Elementary school boundary area will attend Pines Lakes Elementary School in the 1999/2000 School Year

Students residing south of SW 21st St., east of SW 40th Ave., north of SW 25th St., west of SW 48th Ave., north of Hallandale Beach Blvd., east of SW 52nd Ave., north of SW 25th St., and east of SW 56th Ave., have the option to attend Pines Middle School in the 1999/2000 school year.



**PIONEER MIDDLE**  
5350 SW 90 AVENUE  
COOPER CITY, FLORIDA 33328  
680-1100

Boundaries in this book are for the 1999/2000 school year only. The boundaries are established annually by the School Board. For current information on boundaries, please contact Pupil Placement at 765-6285



**PLANTATION MIDDLE**  
**6600 W. SUNRISE BOULEVARD**  
**PLANTATION, FLORIDA 33313**  
**797-4300**

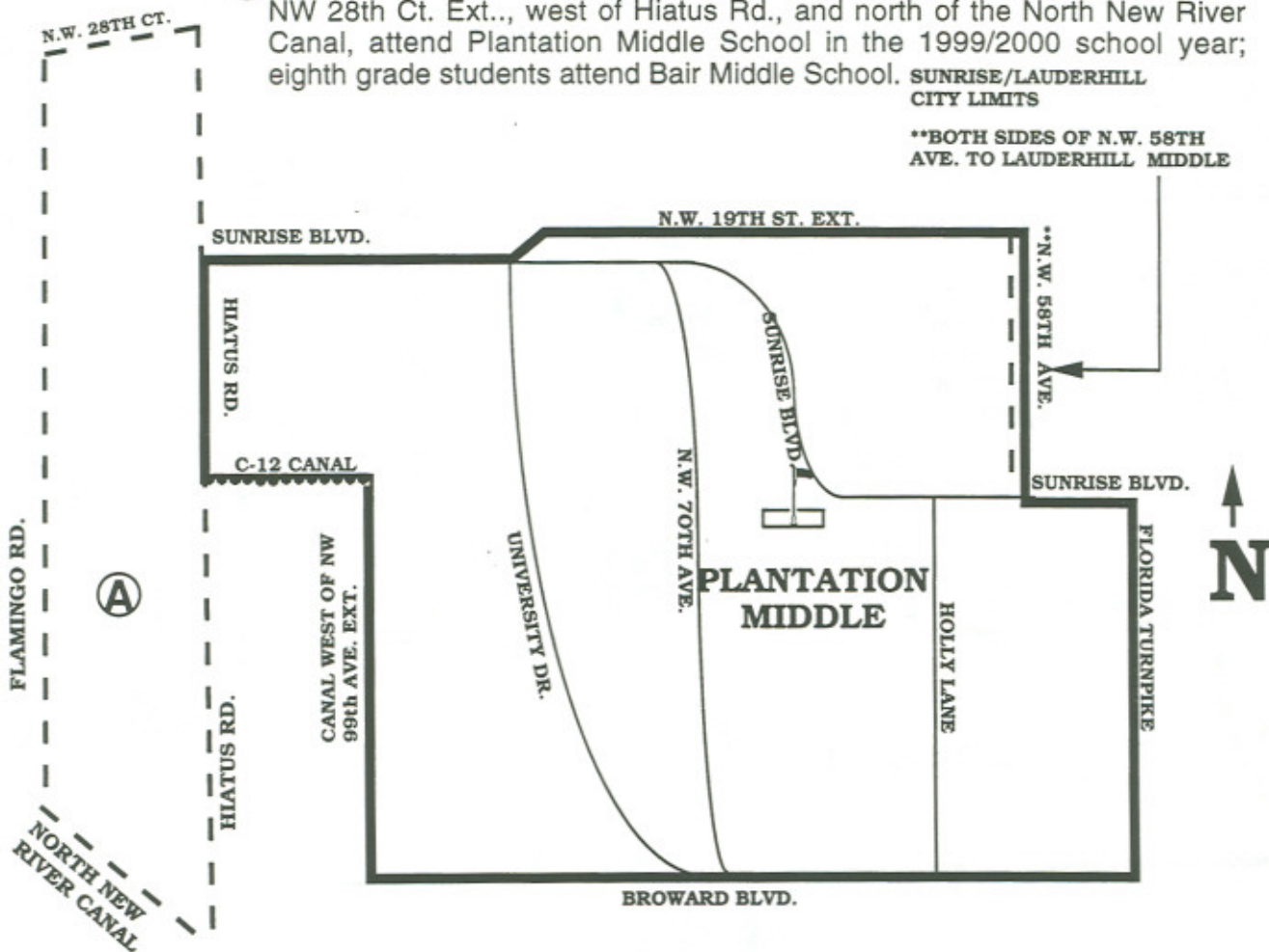
Boundaries in this book are for the 1999/2000 school year only. The boundaries are established annually by the School Board. For current information on boundaries, please contact Pupil Placement at 765-6285

**A THEME SCHOOL WITH AN ADVANCED COMMUNICATIONS SKILLS PROGRAM\*** : Middle school students may apply through the magnet office in accordance with School Board Policy #5004. Transportation is the responsibility of the parents.

- Ⓐ Sixth and seventh grade students residing east of Flamingo Rd., south of NW 28th Ct. Ext., west of Hiatus Rd., and north of the North New River Canal, attend Plantation Middle School in the 1999/2000 school year; eighth grade students attend Bair Middle School.

**SUNRISE/LAUDERHILL CITY LIMITS**

**\*\*BOTH SIDES OF N.W. 58TH AVE. TO LAUDERHILL MIDDLE**



Middle school students residing south of NW 14th St. extended, west of NW 27th Ave. extended, north of Sunrise Blvd., and west of NW 37th Ave. extended, attend Dandy Middle School in the 1999/2000 school year; these students have the option to attend Plantation Middle School or Bair Middle School.

Middle school students residing south of Sunrise Blvd., west of NW 27th Ave., north of NW 6th St., east of NW 31st Ave., north of NW 8th St., and east of U.S. 441, have the choice to attend Plantation Middle School in the 1999/2000 school year.

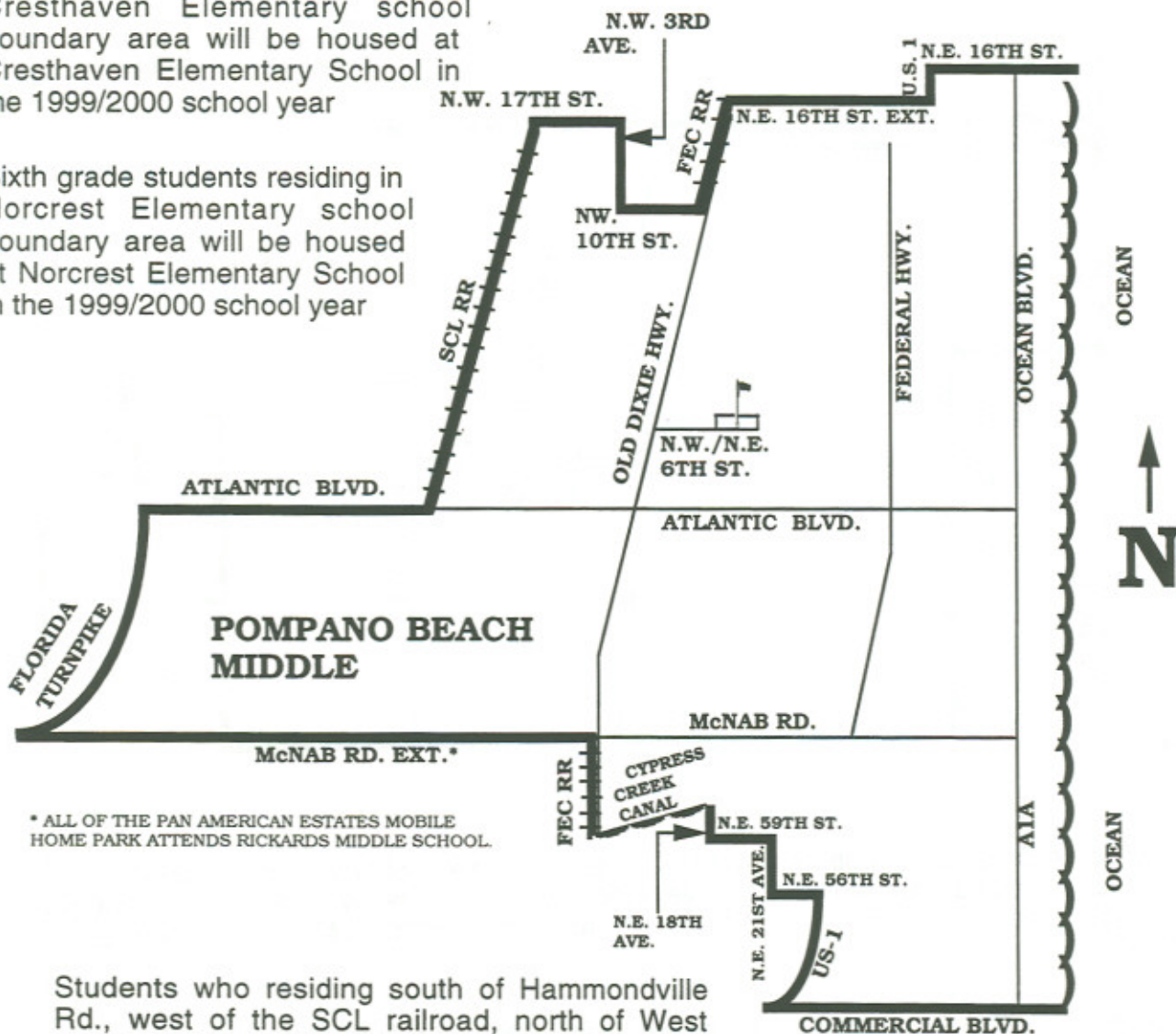
**POMPANO BEACH MIDDLE**  
310 NE 6 ST  
POMPANO BEACH, FLORIDA 33060  
786-7778

Boundaries in this book are for the 1999/2000 school year only. The boundaries are established annually by the School Board. For current information on boundaries, please contact Pupil Placement at 765-6285

**A COMMUNICATIONS/BROADCAST ARTS MAGNET PROGRAM:** Students living within the boundary area automatically attend this school. Middle school students residing north of Sunrise Boulevard may apply for admission to the Communications/Broadcast Arts Program. Students will be admitted in accordance with the provisions of School Board Policy #5004.

Sixth grade students residing in Cresthaven Elementary school boundary area will be housed at Cresthaven Elementary School in the 1999/2000 school year

Sixth grade students residing in Norcrest Elementary school boundary area will be housed at Norcrest Elementary School in the 1999/2000 school year



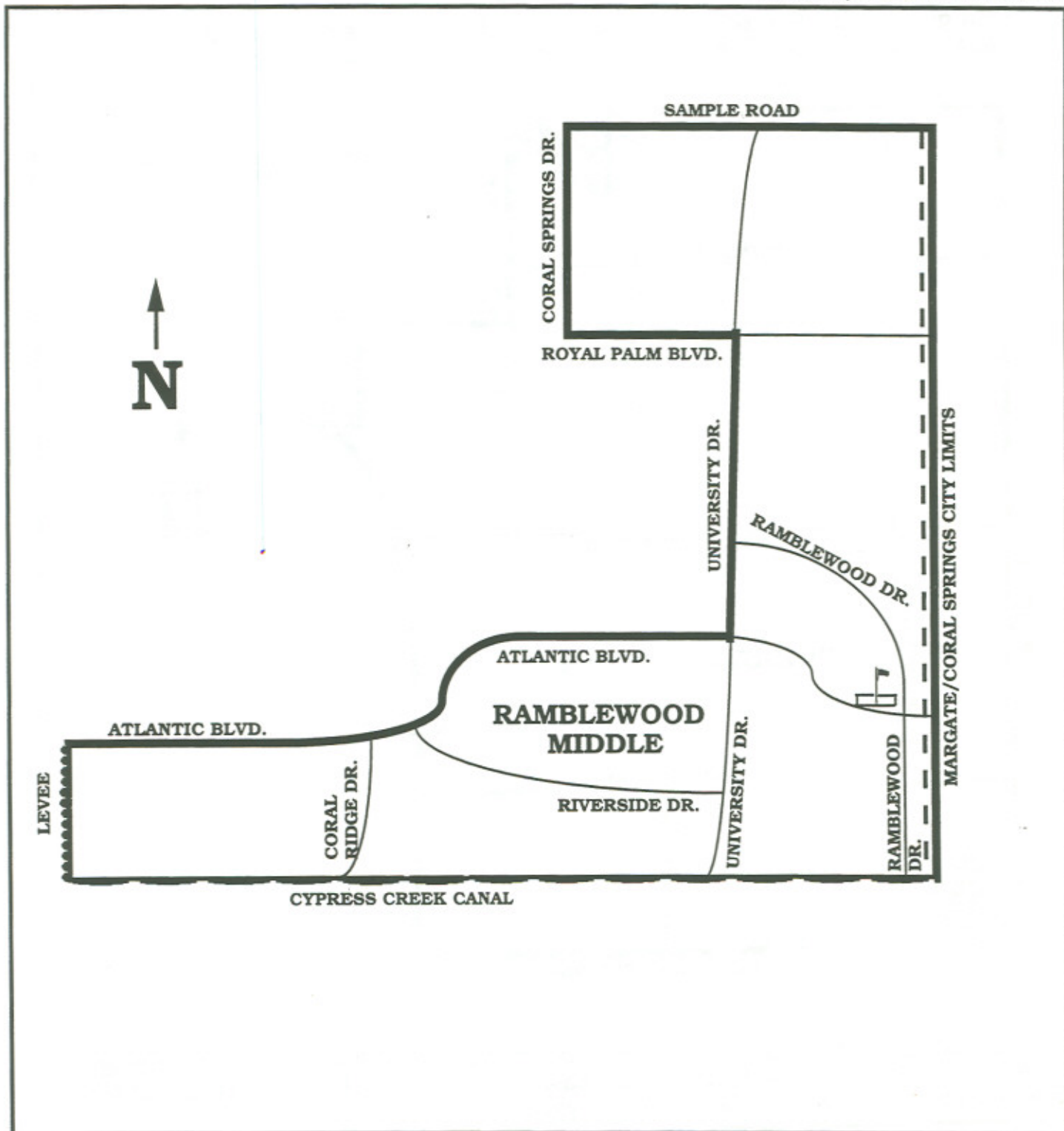
\* ALL OF THE PAN AMERICAN ESTATES MOBILE HOME PARK ATTENDS RICKARDS MIDDLE SCHOOL.

Students who residing south of Hammondville Rd., west of the SCL railroad, north of West Atlantic Blvd., and east of the Florida Turnpike, have the option to attend Pompano Beach Middle School in the 1999/2000 school year.



**RAMBLEWOOD MIDDLE**  
8505 W. ATLANTIC BOULEVARD  
CORAL SPRINGS, FLORIDA 33071  
344-5555

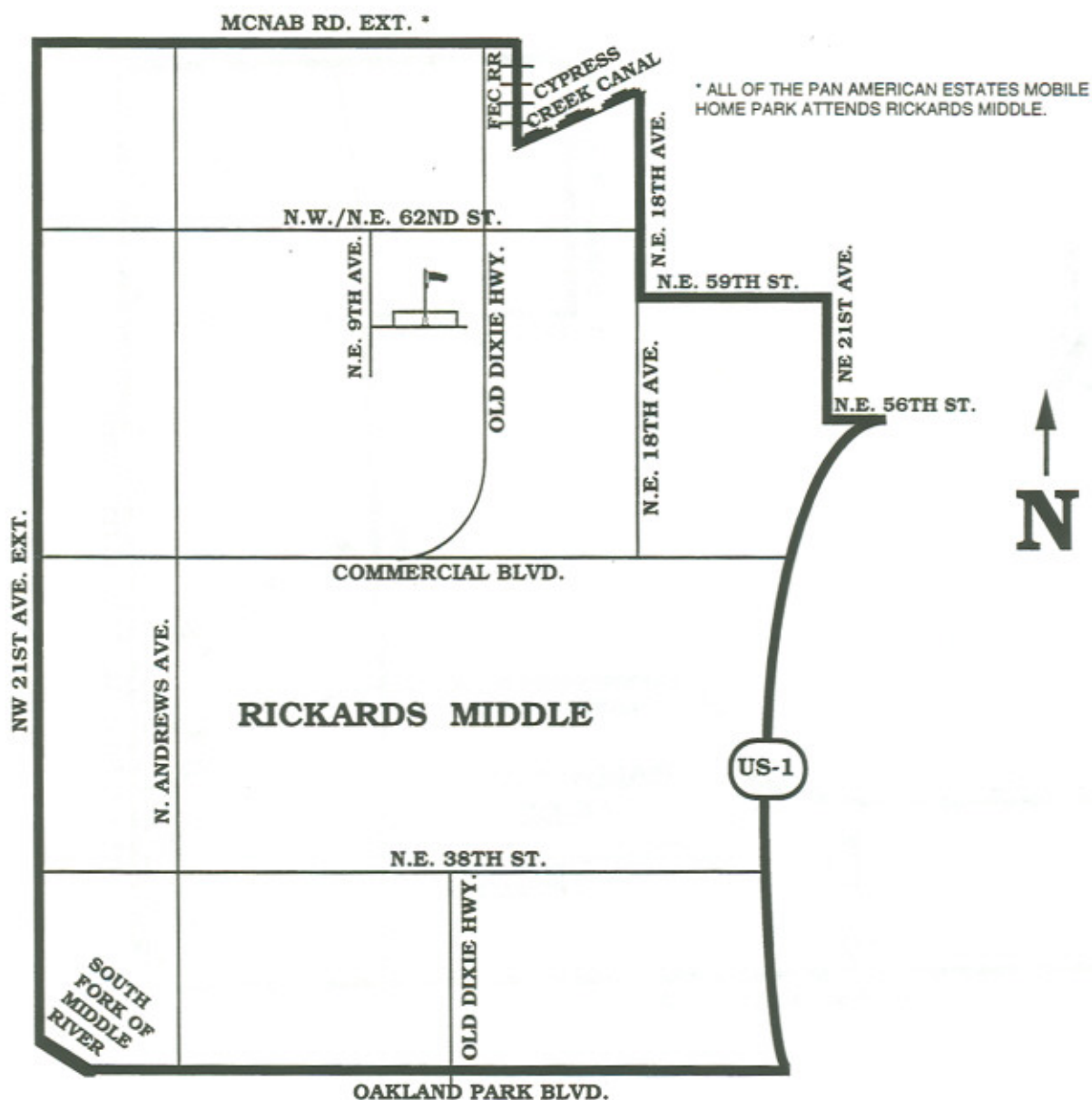
Boundaries in this book are for the 1999/2000 school year only. The boundaries are established annually by the School Board. For current information on boundaries, please contact Pupil Placement at 765-6285



**RICKARDS MIDDLE**  
6000 NE 9TH AVENUE  
OAKLAND PARK, FLORIDA 33334  
928-1515

Boundaries in this book are for the 1999/2000 school year only. The boundaries are established annually by the School Board. For current information on boundaries, please contact Pupil Placement at 765-6285

Sixth grade students residing in Sunland Park Elementary school boundary area will attend Sunland Park Elementary School in the 1999/2000 school year

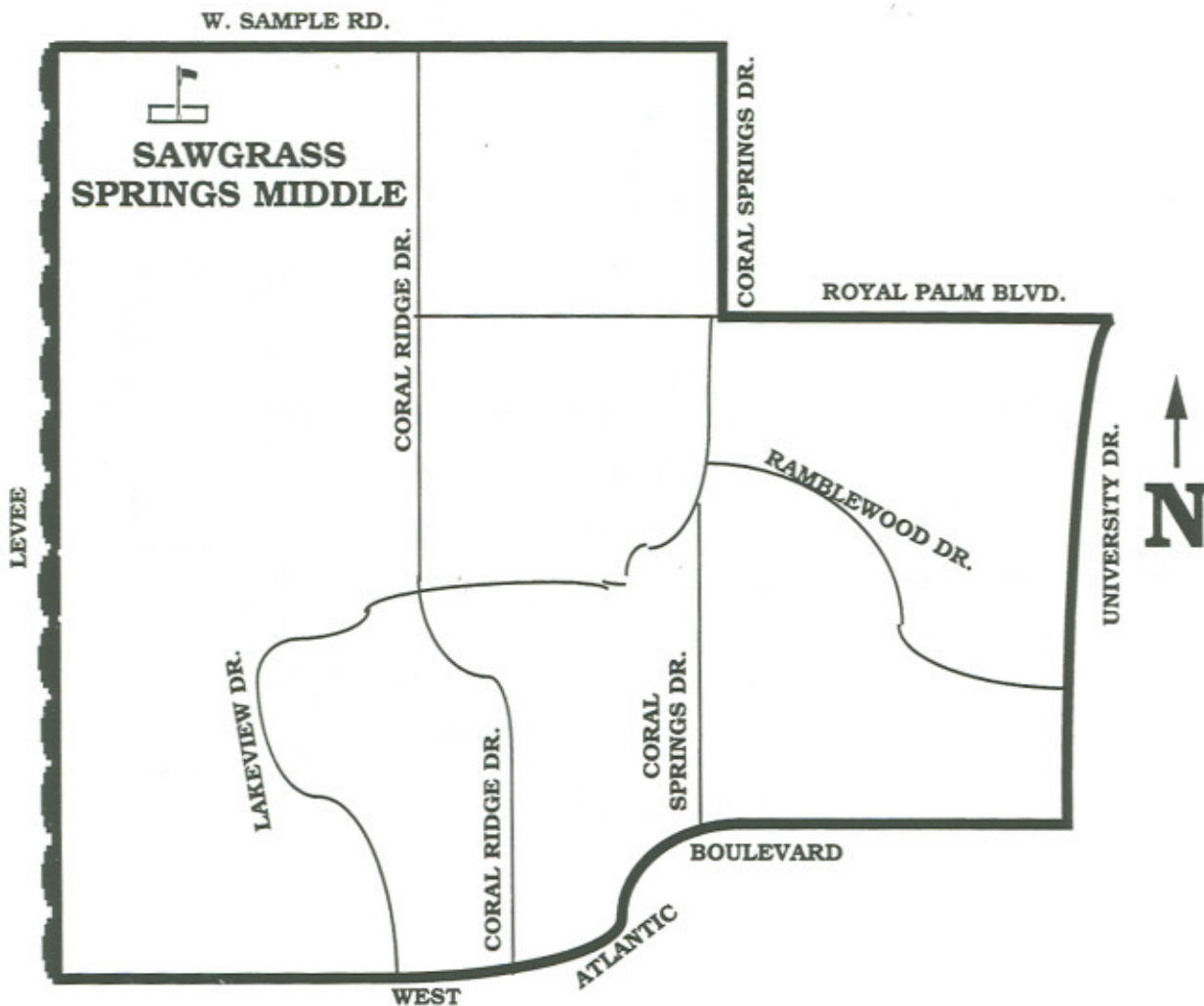


Students residing south of West Sunrise Blvd., west of the FEC Railroad, north of NE/NW 8th St., west of 10th Terr., north of NW 7th St., and east of Interstate 95., have the option to attend Rickards Middle School in the 1999/2000 school year.

**SAWGRASS SPRINGS MIDDLE**  
12500 WEST SAMPLE ROAD  
CORAL SPRINGS, FLORIDA 33065  
796-5050

Boundaries in this book are for the 1999/2000 school year only. The boundaries are established annually by the School Board. For current information on boundaries, please contact Pupil Placement at 765-6285

**A MAGNET SCHOOL OF ENVIRONMENTAL SCIENCE:** Middle school students who reside north of Sunrise Blvd. may apply for admission to the school. Students will be admitted in accordance with the provisions of School Board Policy #5004.



Sixth grade students residing in the Eagle Ridge School attendance area have the option to remain at Eagle Ridge School in the 1999/2000 school year.

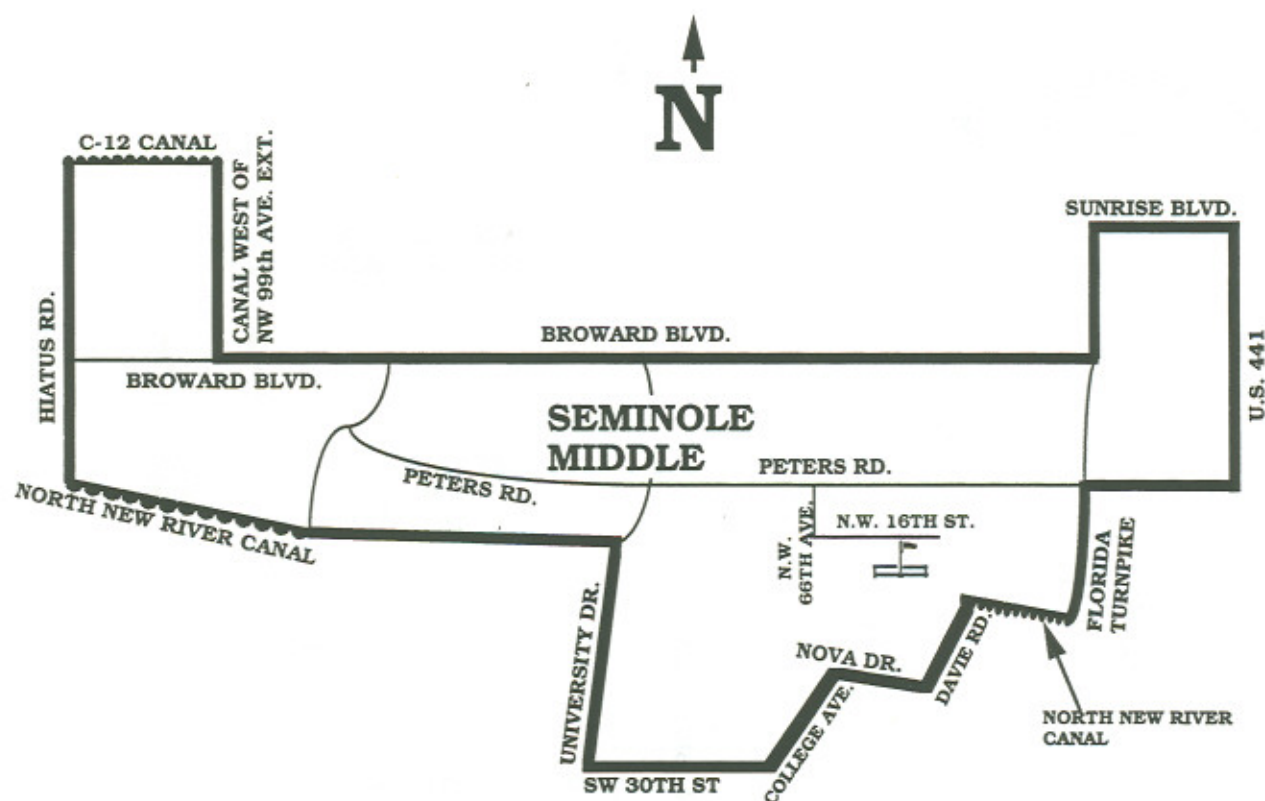
Sixth grade students who reside in the Sawgrass Springs Middle School boundary have the option to attend Eagle Ridge School in the 1999/2000 school year.



**SEMINOLE MIDDLE**  
6200 SW16 STREET  
PLANTATION, FLORIDA 33317  
797-4350

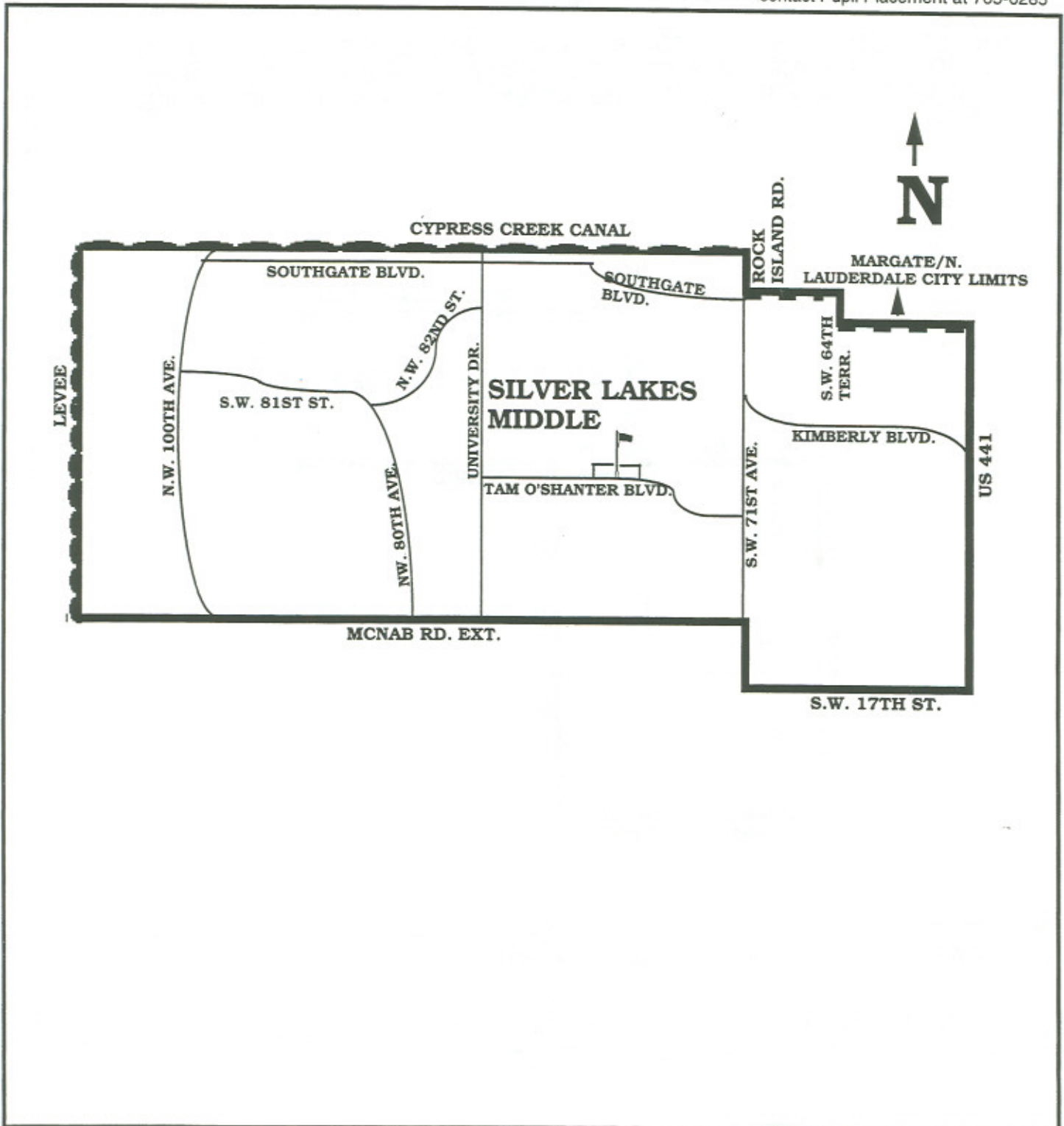
Boundaries in this book are for the 1999/2000 school year only. The boundaries are established annually by the School Board. For current information on boundaries, please contact Pupil Placement at 765-6285

Students who reside south of NW 8th St., west of Martin Luther King Blvd. (NW 31st Ave.), north of Sistrunk Blvd. (NW 6th St.), and east of U.S. 441, have the choice to attend Seminole Middle School in the 1999/2000 school year.



**SILVER LAKES MIDDLE**  
7600 TAM O'SHANTER BOULEVARD  
NORTH LAUDERDALE, FLORIDA 33068  
726-7590

Boundaries in this book are for the 1999/2000 school year only. The boundaries are established annually by the School Board. For current information on boundaries, please contact Pupil Placement at 765-6285



**SILVER TRAIL MIDDLE**  
18300 SHERIDAN STREET  
PEMBROKE PINES, FLORIDA 33027  
704-3150

Boundaries in this book are for the 1999/2000 school year only. The boundaries are established annually by the School Board. For current information on boundaries, please contact Pupil Placement at 765-6285

MIDDLE SCHOOL STUDENTS LIVING ON BOTH SIDES OF U.S. 27, IN SEASONAL OR TEMPORARY FACILITIES, FROM SHERIDAN STREET NORTH TO THE PALM BEACH COUNTY LINE, ATTEND WALTER C. YOUNG MIDDLE SCHOOL.



Sixth grade students residing in Silver Lakes Elementary school boundary area will attend Silver Lakes Elementary School in the 1999/2000 school year

Sixth grade students residing in Panther Run Elementary school boundary area will attend Panther Run Elementary School in the 1999/2000 school year

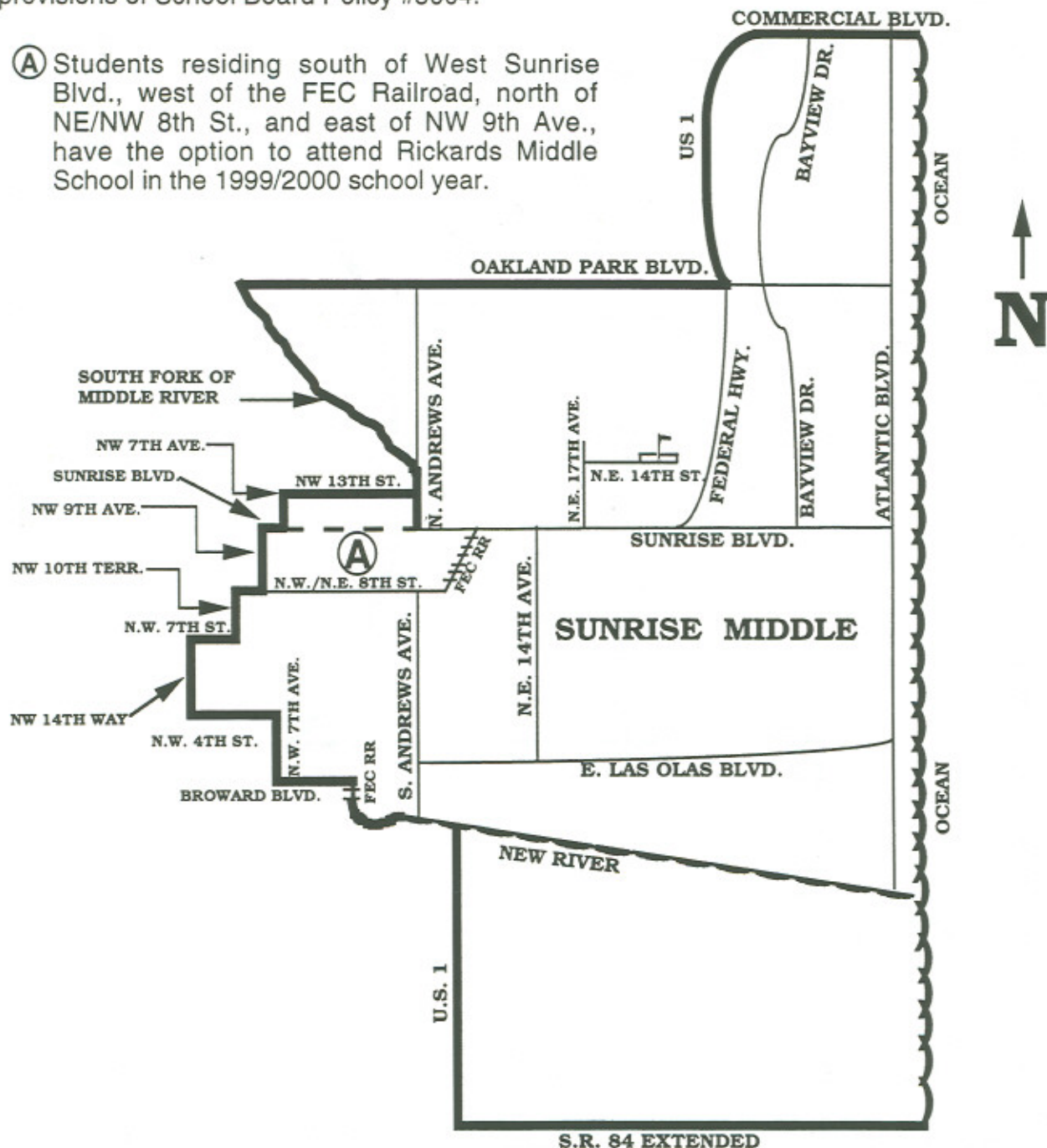


**SUNRISE MIDDLE**  
1750 NE 14 STREET  
FORT LAUDERDALE, FLORIDA 33304  
765-6785

Boundaries in this book are for the 1999/2000 school year only. The boundaries are established annually by the School Board. For current information on boundaries, please contact Pupil Placement at 765-6285

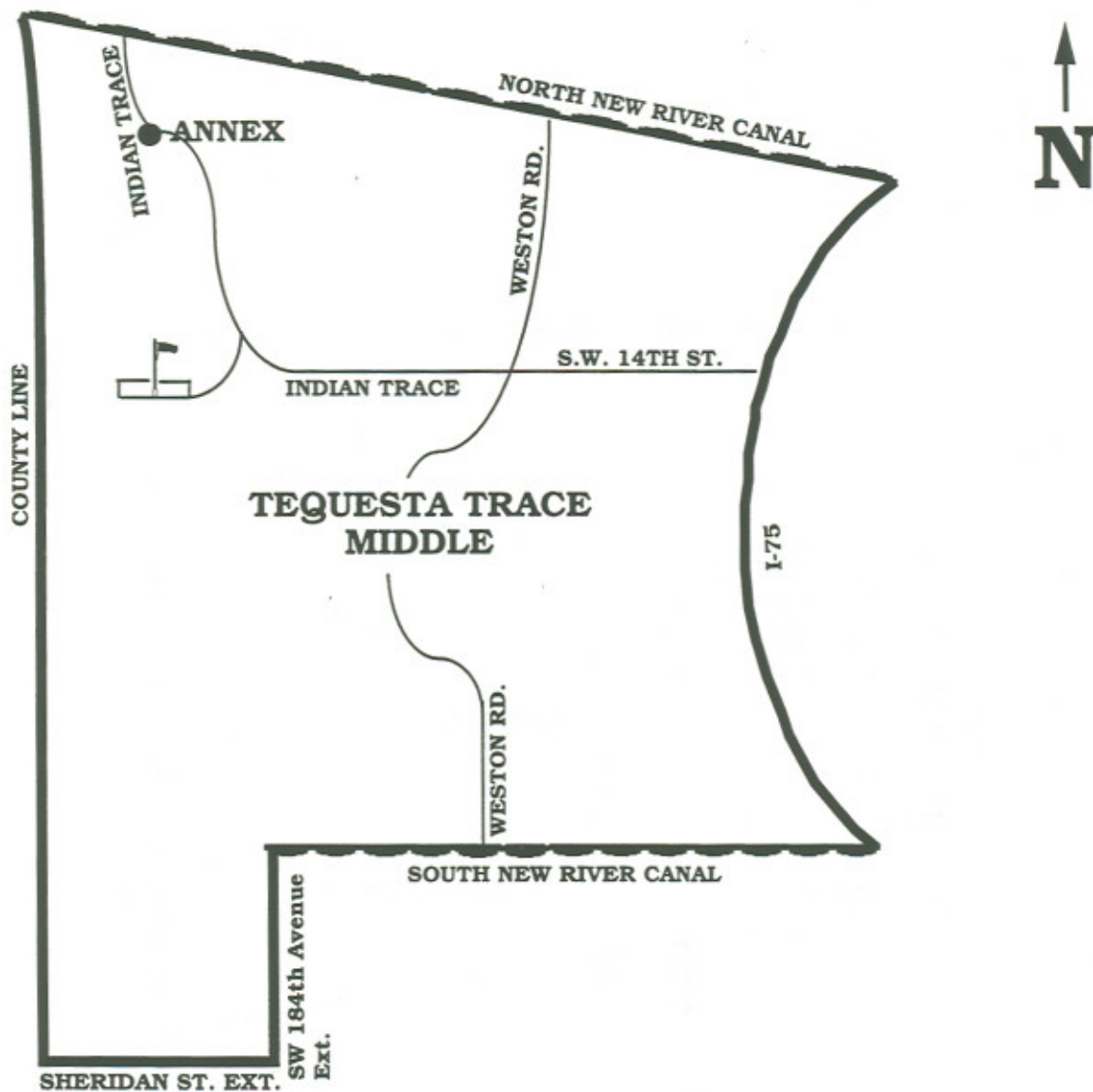
**A MAGNET SCHOOL FOR MONTESSORI:** Middle school students, countywide, may apply for admission to the Montessori Magnet Program. Students will be admitted in accordance with the provisions of School Board Policy #5004.

- Ⓐ Students residing south of West Sunrise Blvd., west of the FEC Railroad, north of NE/NW 8th St., and east of NW 9th Ave., have the option to attend Rickards Middle School in the 1999/2000 school year.



TEQUESTA TRACE MIDDLE  
1800 INDIAN TRACE  
FORT LAUDERDALE, FLORIDA 33326  
384-5150

Boundaries in this book are for the 1999/2000 school year only. The boundaries are established annually by the School Board. For current information on boundaries, please contact Pupil Placement at 765-6285

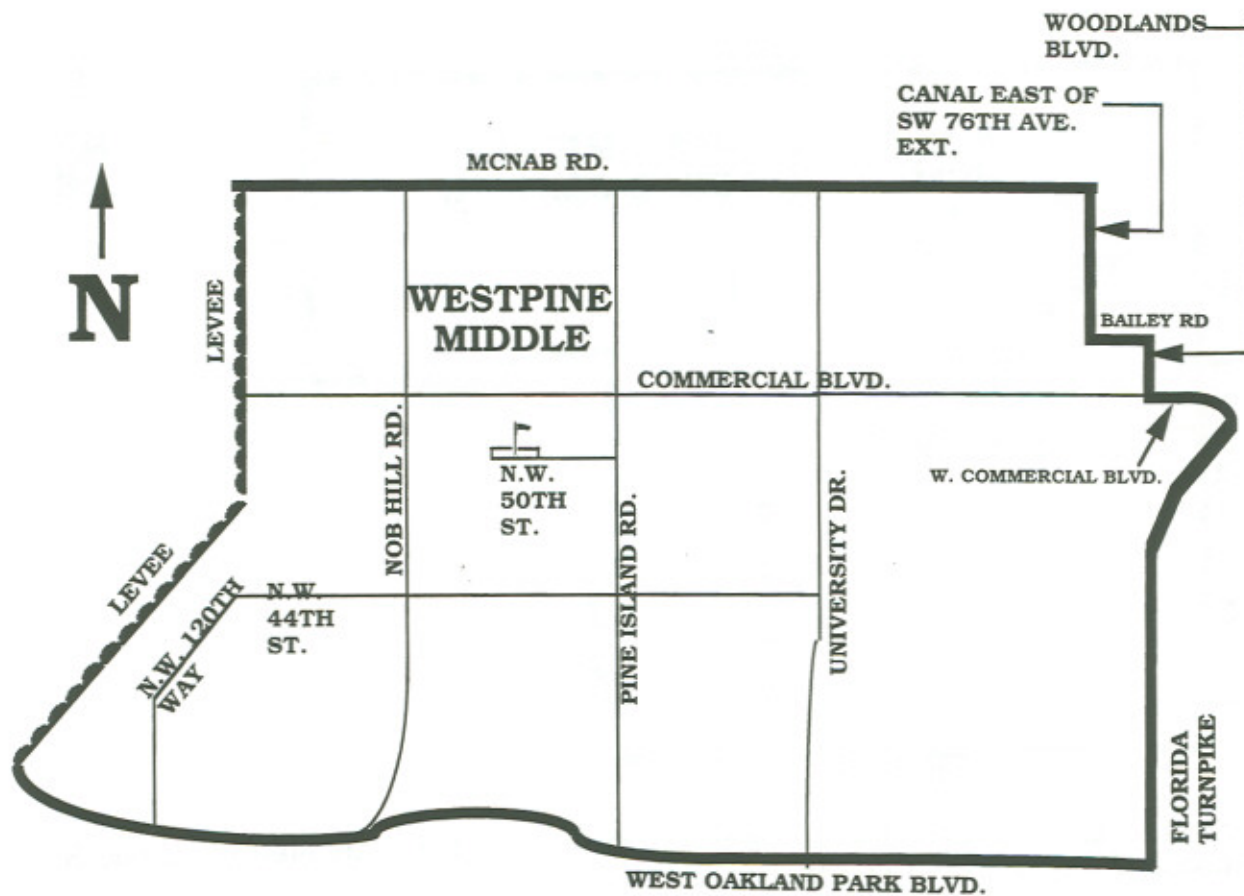


Sixth grade students residing in the Tequesta Trace Middle School Boundary Area will attend an annex facility located at 1101 Arvida Parkway, Weston in the 1999/2000 school year

MIDDLE SCHOOL STUDENTS LIVING ON BOTH SIDES OF U.S. 27, IN SEASONAL OR TEMPORARY FACILITIES, FROM SHERIDAN STREET NORTH TO THE PALM BEACH COUNTY LINE, ATTEND WALTER C. YOUNG MIDDLE SCHOOL.

WESTPINE MIDDLE  
9393 NW 50 STREET  
SUNRISE, FLORIDA 33351  
572-1350

Boundaries in this book are for the 1999/2000 school year only. The boundaries are established annually by the School Board. For current information on boundaries, please contact Pupil Placement at 765-6285

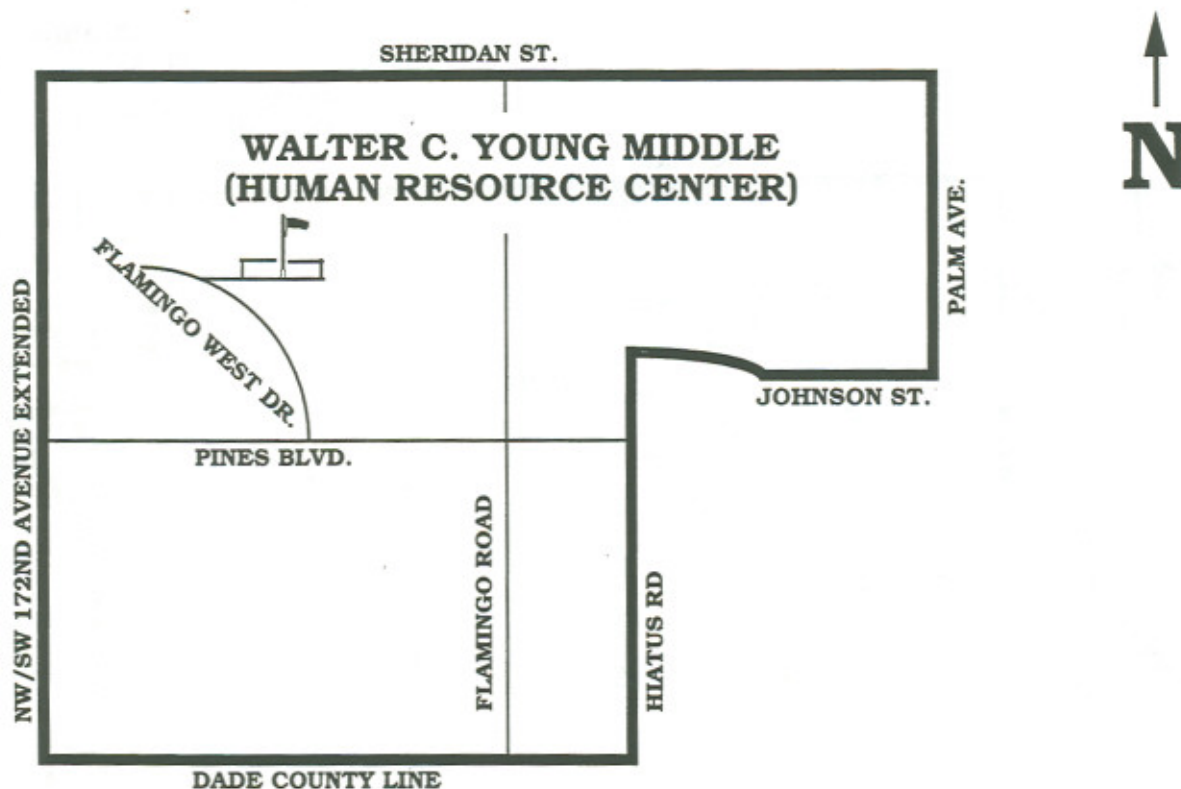




**WALTER C. YOUNG MIDDLE  
(HUMAN RESOURCE CENTER)**  
901 NW 129 AVENUE  
PEMBROKE PINES, FLORIDA 33028  
437-0500

Boundaries in this book are for the 1999/2000 school year only. The boundaries are established annually by the School Board. For current information on boundaries, please contact Pupil Placement at 765-6285

Sixth grade students residing east of Interstate 75, south of Sheridan St, west of Flamingo Rd, and north of the Dade County Line attend Lakeside Elementary School in the 1999/2000 school year.



Sixth grade students residing in Silver Lakes Elementary school boundary area will attend Silver Lakes Elementary School in the 1999/2000 School Year

Sixth grade students residing in Silver Palms Elementary school boundary area will attend Silver Palms Elementary School in the 1999/2000 School Year

Sixth grade students residing in Panther Run Elementary school boundary area will attend Panther Run Elementary School in the 1999/2000 School Year

Sixth grade students residing in Pines Lakes Elementary school boundary area will attend Pines Lakes Elementary School in the 1999/2000 School Year

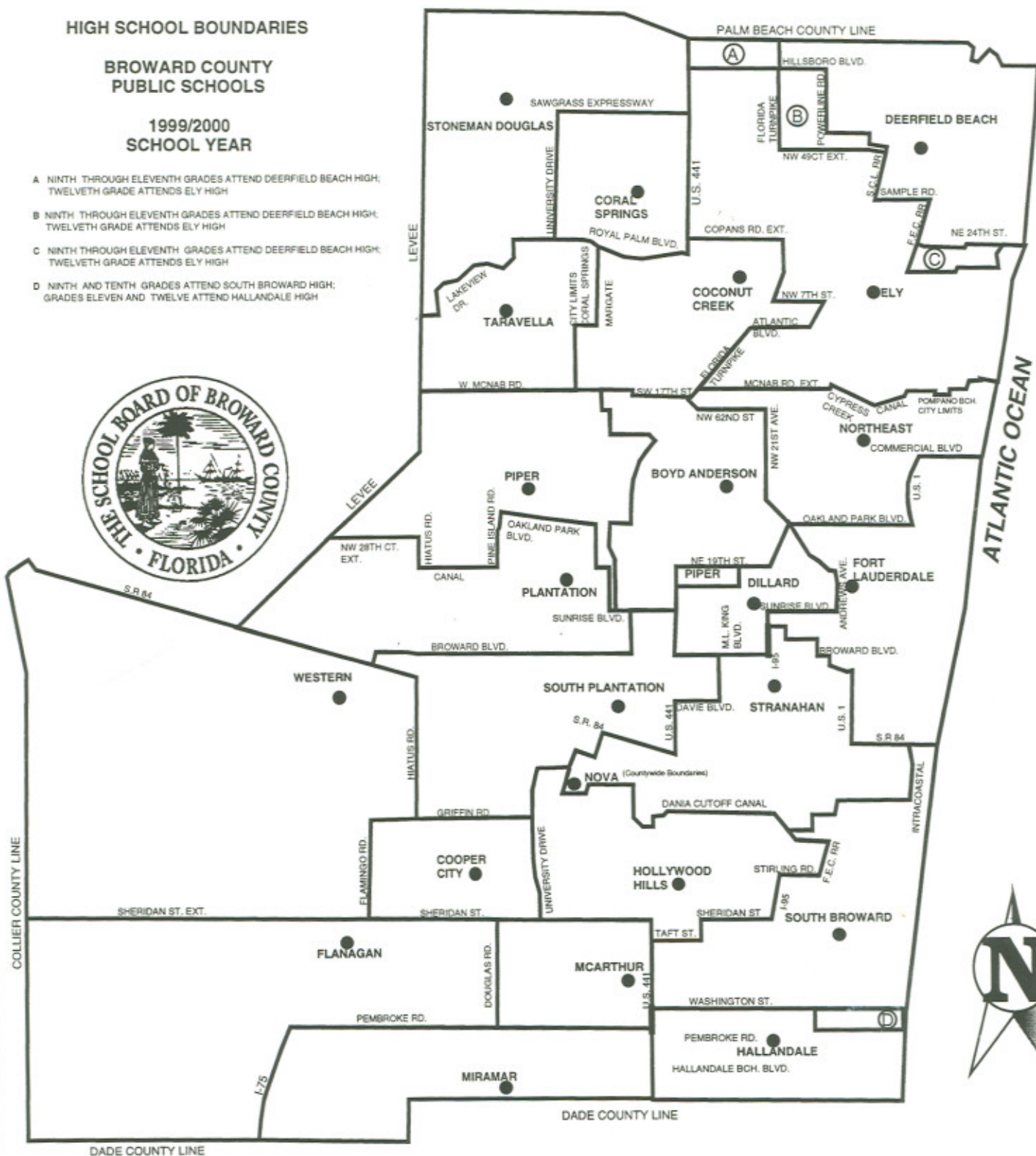
MIDDLE SCHOOL STUDENTS LIVING ON BOTH SIDES OF U.S. 27, IN SEASONAL OR TEMPORARY FACILITIES, FROM SHERIDAN STREET NORTH TO THE PALM BEACH COUNTY LINE, ATTEND WALTER C. YOUNG MIDDLE SCHOOL.

# HIGH SCHOOL BOUNDARIES

## BROWARD COUNTY PUBLIC SCHOOLS

1999/2000  
SCHOOL YEAR

- A NINTH THROUGH ELEVENTH GRADES ATTEND DEERFIELD BEACH HIGH;  
TWELVETH GRADE ATTENDS ELY HIGH
- B NINTH THROUGH ELEVENTH GRADES ATTEND DEERFIELD BEACH HIGH;  
TWELVETH GRADE ATTENDS ELY HIGH
- C NINTH THROUGH ELEVENTH GRADES ATTEND DEERFIELD BEACH HIGH;  
TWELVETH GRADE ATTENDS ELY HIGH
- D NINTH AND TENTH GRADES ATTEND SOUTH BROWARD HIGH;  
GRADES ELEVEN AND TWELVE ATTEND HALLANDALE HIGH



NOTE: Please See Individual School Maps For More Details.

DEPARTMENT OF SCHOOL BOUNDARIES, STUDENT ASSIGNMENT, SUMMER SCHOOL, CHARTER SCHOOLS AND YEAR-ROUND SCHOOL

## HIGH SCHOOLS AND PAGE NUMBERS

N = NORTH AREA; NC = NORTH CENTRAL AREA

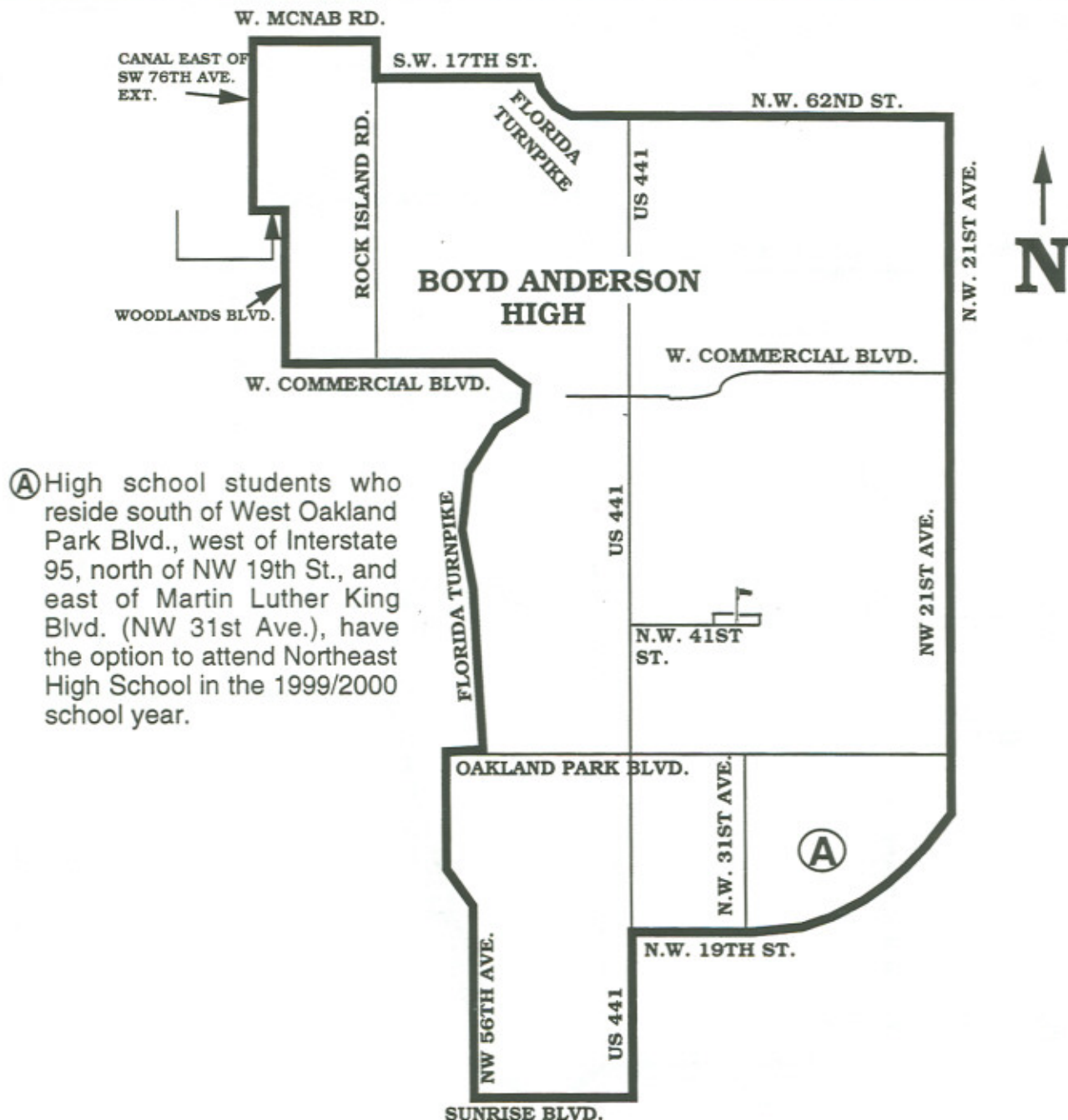
SC = SOUTH CENTRAL AREA; S = SOUTH AREA

COOPER CITY (S).....	164
CORAL SPRINGS (N).....	165
DEERFIELD BEACH (N).....	166
DILLARD (SC).....	167
ELY (N).....	168
FLANAGAN (S).....	169
FORT LAUDERDALE (SC).....	170
HALLANDALE (S).....	171
HOLLYWOOD HILLS (S).....	172
McARTHUR (S).....	173
MIRAMAR (S).....	174
NORTHEAST (NC).....	175
NOVA (NC).....	176
PIPER (NC).....	177
PLANTATION (SC).....	178
POMPANO BEACH (N).....	179
SOUTH BROWARD (S).....	180
SOUTH PLANTATION (SC).....	181
STONEMAN DOUGLAS (N).....	182
STRANAHAN (SC).....	183
TARAVELLA (N).....	184
WESTERN (SC).....	185



**BOYD ANDERSON HIGH**  
 3050 NW 41 STREET  
 LAUDERDALE LAKES, FLORIDA 33309  
 497-3800

Boundaries in this book are for the 1999/2000 school year only. The boundaries are established annually by the School Board. For current information on boundaries, please contact Pupil Placement at 765-6285

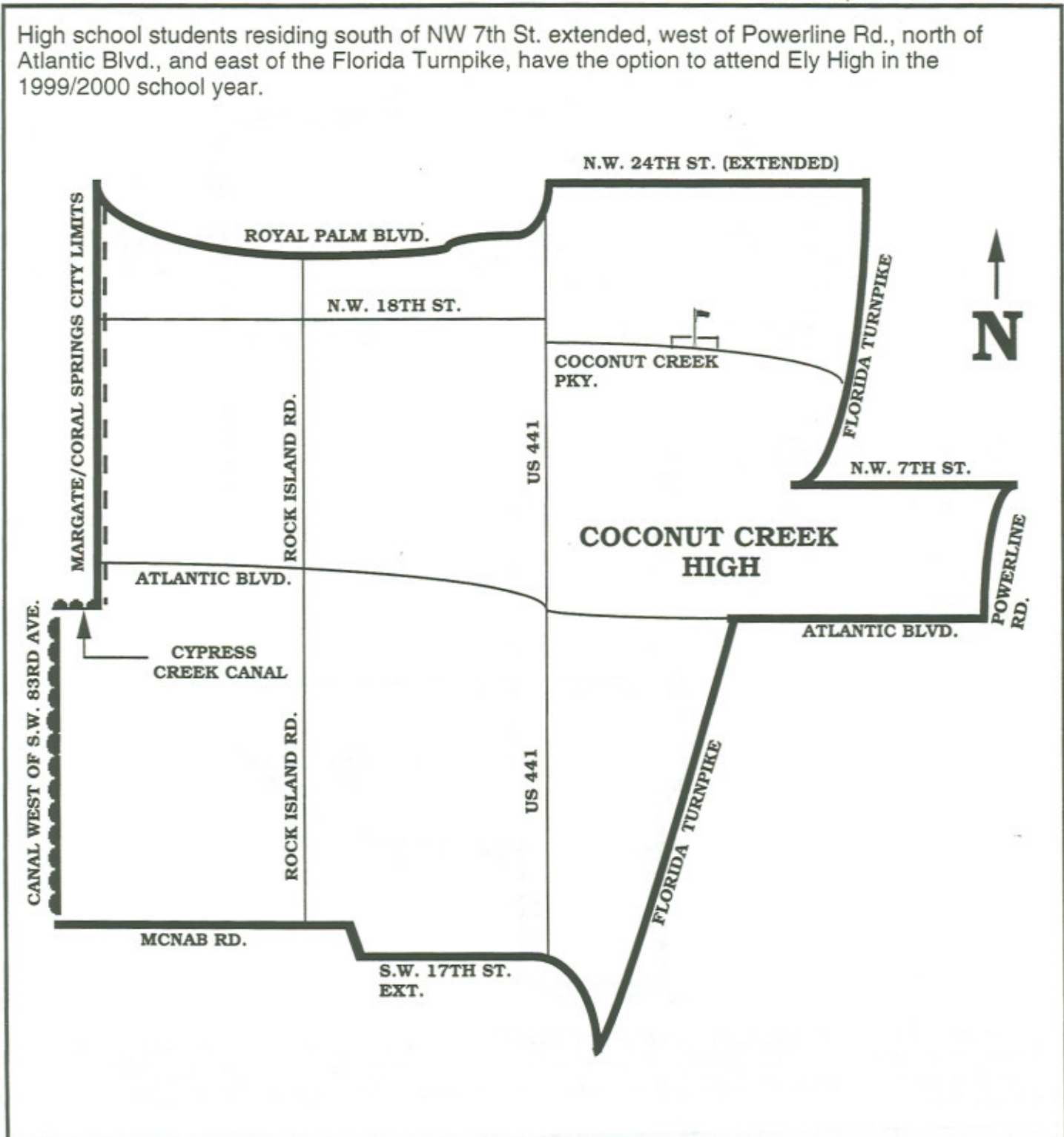


**AN INTERNATIONAL BACCALAUREATE MAGNET PROGRAM :** Students living within the boundary area automatically attend this school. High School students in the Central and South Areas of the county may apply for admission to the International Baccalaureate Magnet Program. Students will be admitted in accordance with School Board Policy #5004.

**COCONUT CREEK HIGH**  
1400 NW 44 AVENUE  
COCONUT CREEK, FLORIDA 33066  
977-2100

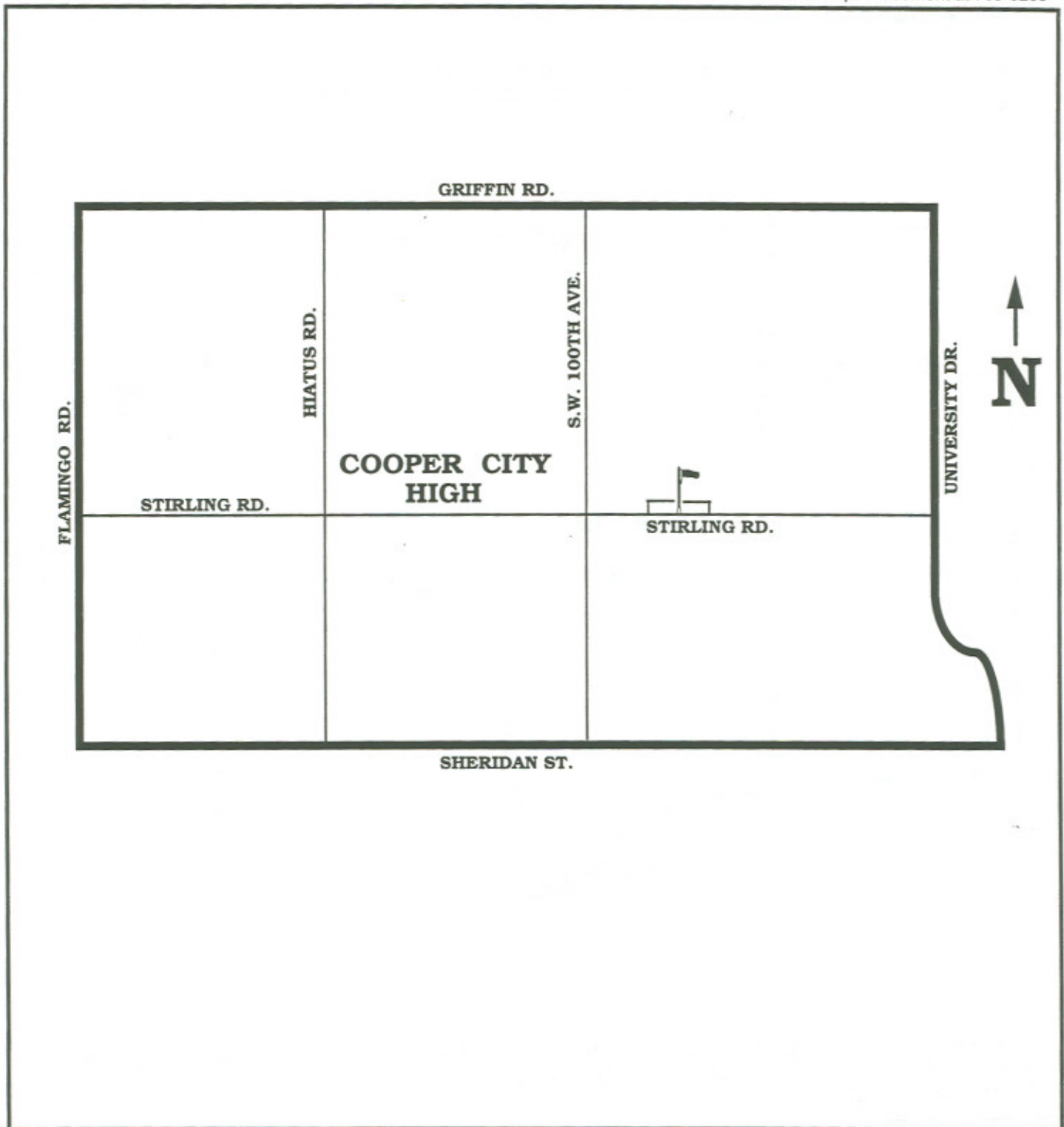
Boundaries in this book are for the 1999/2000 school year only. The boundaries are established annually by the School Board. For current information on boundaries, please contact Pupil Placement at 765-6285

High school students residing south of NW 7th St. extended, west of Powerline Rd., north of Atlantic Blvd., and east of the Florida Turnpike, have the option to attend Ely High in the 1999/2000 school year.



**COOPER CITY HIGH**  
9401 STIRLING ROAD  
COOPER CITY, FLORIDA 33328  
680-7200

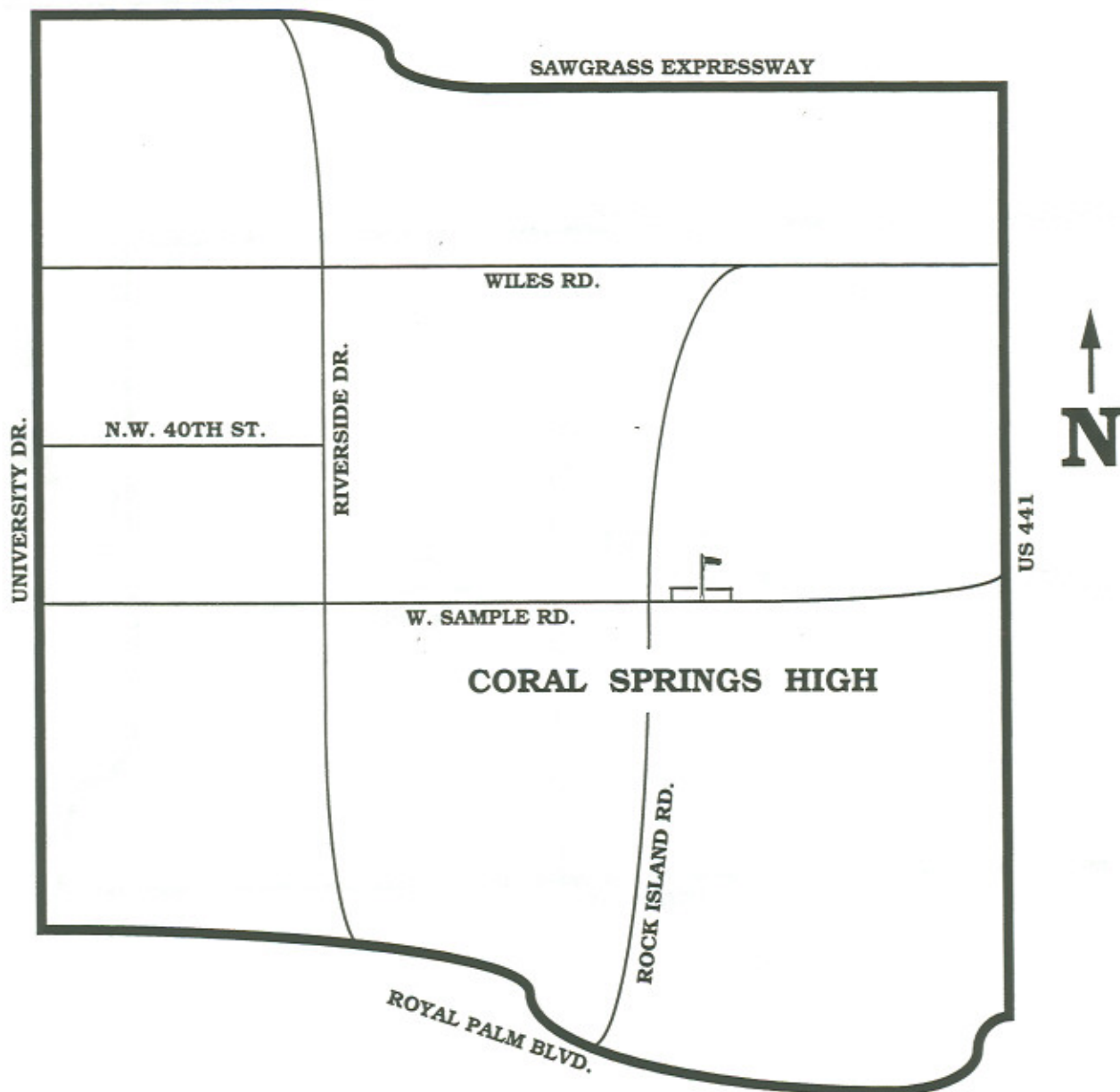
Boundaries in this book are for the 1999/2000 school year only. The boundaries are established annually by the School Board. For current information on boundaries, please contact Pupil Placement at 765-6285





**CORAL SPRINGS HIGH**  
7201 W. SAMPLE ROAD  
CORAL SPRINGS, FLORIDA 33065  
344-3400

Boundaries in this book are for the 1999/2000 school year only. The boundaries are established annually by the School Board. For current information on boundaries, please contact Pupil Placement at 765-6285



High school students residing south of Hammondville Rd., west of Powerline Rd., north of NW 7th St. extended, and east of the Florida Turnpike, have the option to attend Coral Springs High in the 1999/2000 school year.

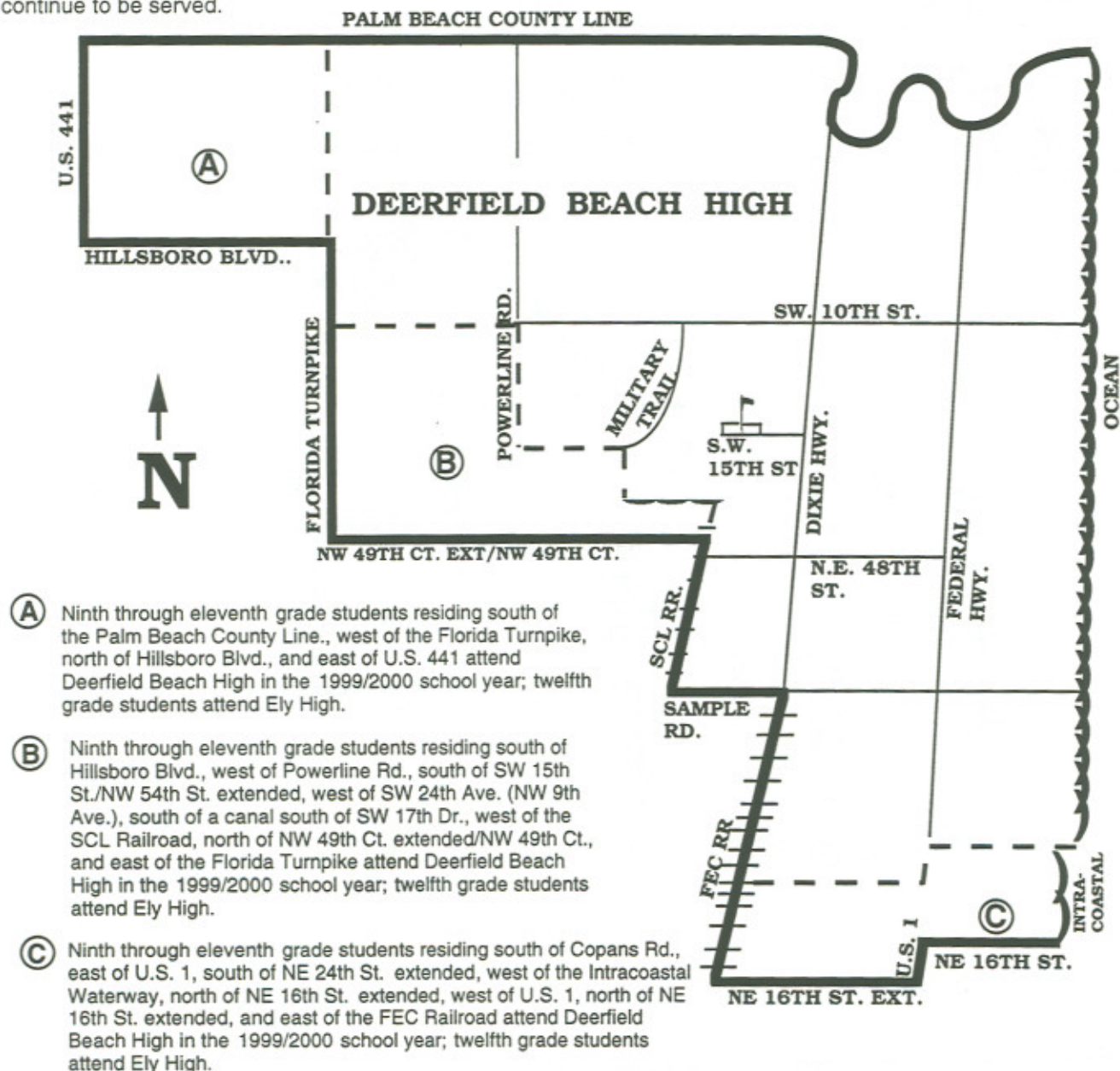
**DEERFIELD BEACH HIGH**  
910 SW 15 STREET  
DEERFIELD BEACH, FLORIDA 33441  
481-5600

Boundaries in this book are for the 1999/2000 school year only. The boundaries are established annually by the School Board. For current information on boundaries, please contact Pupil Placement at 765-6285

**AN INTERNATIONAL BACCALAUREATE MAGNET PROGRAM:** Students living within the boundary area automatically attend this school. Ninth through eleventh grade students residing in the North Area of the county may apply for admission to the International Baccalaureate Magnet Program. Students will be admitted in accordance with the provisions of School Board Policy #5004.

**A COMMUNICATIONS/BROADCAST ARTS MAGNET PROGRAM:** Students living within the boundary area automatically attend this school. High school students residing north of Sunrise Boulevard may apply for admission to the Communications /Broadcast Arts Magnet Programs. Students will be admitted in accordance with the provisions of School Board Policy #5004.

**NOTE:** Twelfth grade students presently enrolled in the International Affairs and Business Management Program will continue to be served.





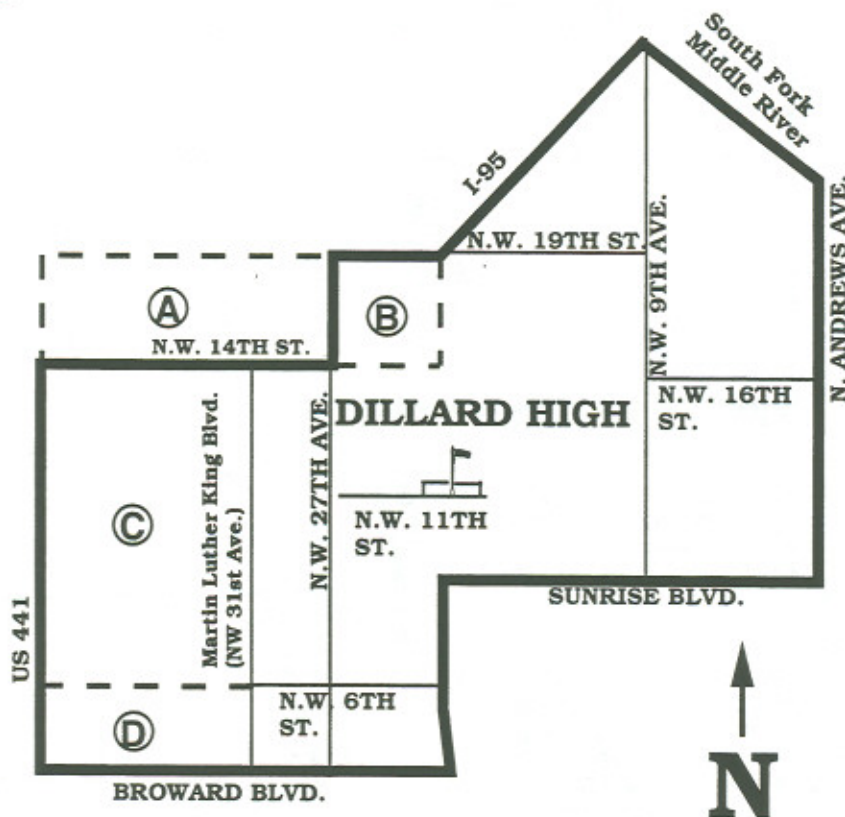
**DILLARD HIGH**  
2501 NW 11 STREET  
PLANTATION, FLORIDA 33311  
797-4800

Boundaries in this book are for the 1999/2000 school year only. The boundaries are established annually by the School Board. For current information on boundaries, please contact Pupil Placement at 765-6285

**A PERFORMING AND VISUAL ARTS MAGNET PROGRAM:** Students living within the boundary area automatically attend this school. High School students countywide may apply for admission to the magnet program. Students will be admitted in accordance with the provisions of School Board Policy #5004.

**A EMERGING TECHNOLOGY MAGNET PROGRAM:** Students living within the boundary area automatically attend this school. High School students countywide may apply for admission to the magnet program. Students will be admitted in accordance with the provisions of School Board Policy #5004.

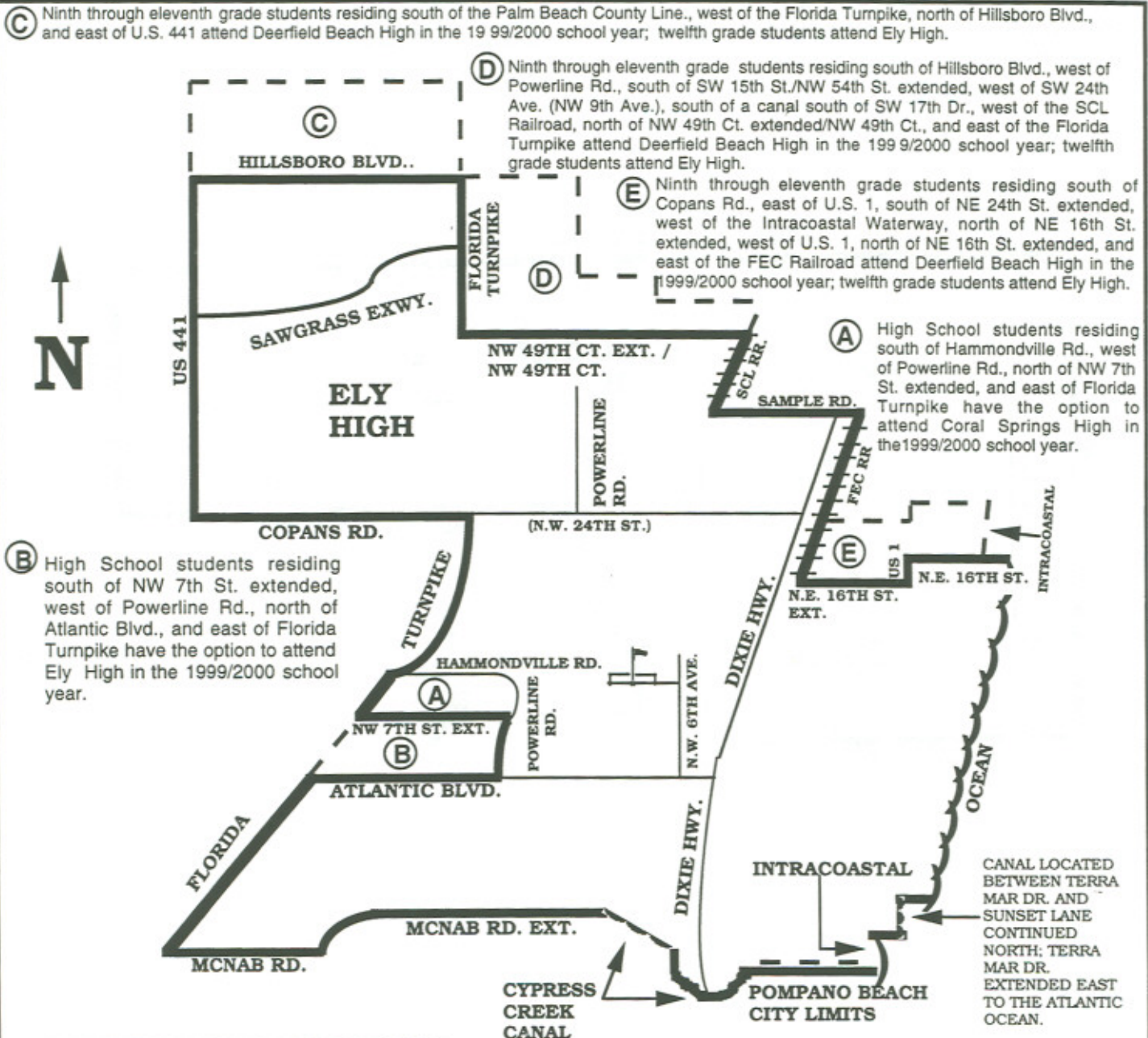
- (A)** High School students residing, south of NW 19th St., east of U.S. 441, north of NW 14 St. extended, and west of NW 27th Ave., have the option to attend Dillard High in the 1999/2000 school year.
- (B)** High school students residing south of NW 19th St., west of Interstate 95, north of NW 14th St., and east of NW 27th Ave., have the option to attend Northeast High in the 1999/2000 school year.
- (C)** High school students residing south of NW 14th St., east of US 441, north of NW 6th St., and west of Martin Luther King Blvd. (NW 31st Ave.), have the option to attend Plantation High in the 1999/2000 school year.
- (D)** High school students residing south of NW 6th St., east of US 441, north of Broward Blvd., and west of Martin Luther King Blvd. (SW 31st Ave.), have the option to attend South Plantation High School. in the 1999/2000 school year.





**ELY HIGH**  
**1201 NW 6 AVENUE**  
**POMPANO BEACH, FLORIDA 33060**  
**786-3600**

Boundaries in this book are for the 1999/2000 school year only. The boundaries are established annually by the School Board. For current information on boundaries, please contact Pupil Placement at 765-6285



**A SCIENCE/PRE-ENGINEERING MAGNET PROGRAM:**

High school students living within the boundary area automatically attend this school. High school students residing north of Sunrise Boulevard may apply for admission to the Science/Pre-engineering Magnet program. Students will be admitted in accordance with the provisions of School Board Policy #5004.

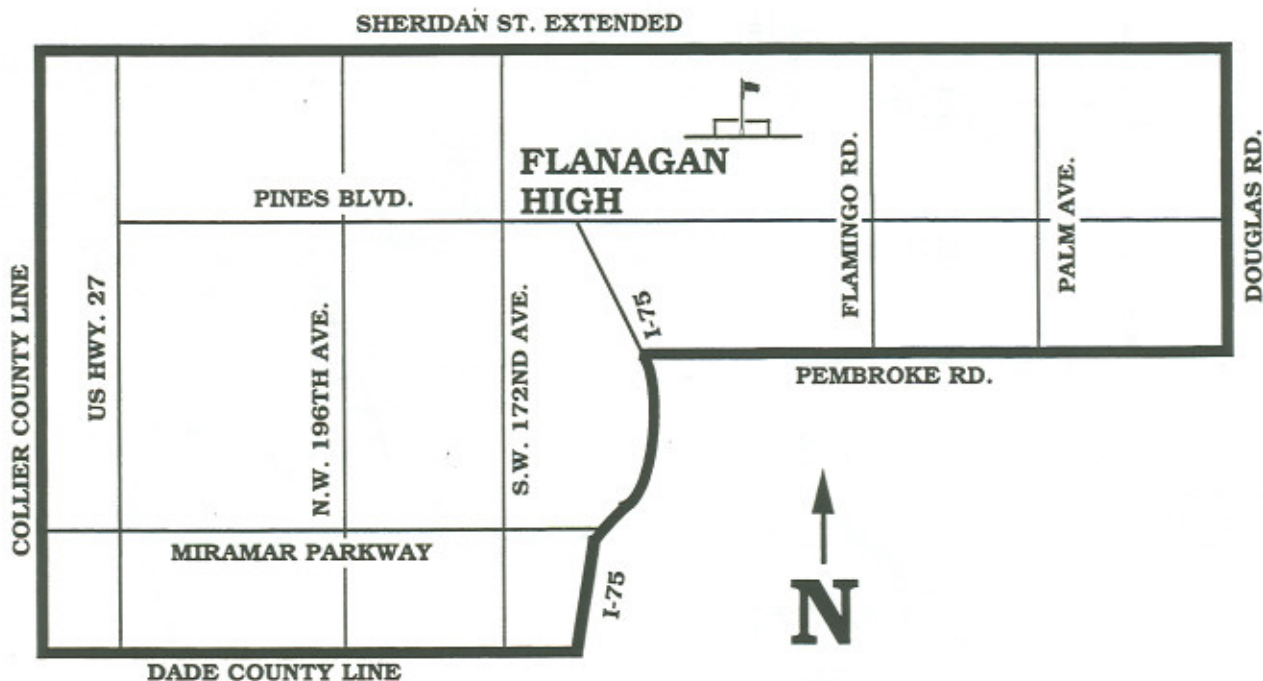
**A MEDICAL SCIENCES MAGNET PROGRAM:**

High school students living within the boundary area automatically attend this school. High School students residing north of Sunrise Boulevard may apply for admission to the Medical Sciences Magnet Program. Students will be admitted in accordance with the provisions of School Board Policy #5004.

**FLANAGAN HIGH**  
12800 TAFT STREET  
PEMBROKE PINES, FLORIDA 33028  
704-3000

Boundaries in this book are for the 1999/2000 school year only. The boundaries are established annually by the School Board. For current information on boundaries, please contact Pupil Placement at 765-6285

HIGH SCHOOL STUDENTS LIVING ON BOTH SIDES OF U.S. 27, IN SEASONAL OR TEMPORARY FACILITIES, FROM THE DADE COUNTY LINE TO THE PALM BEACH COUNTY LINE, ATTEND FLANAGAN HIGH



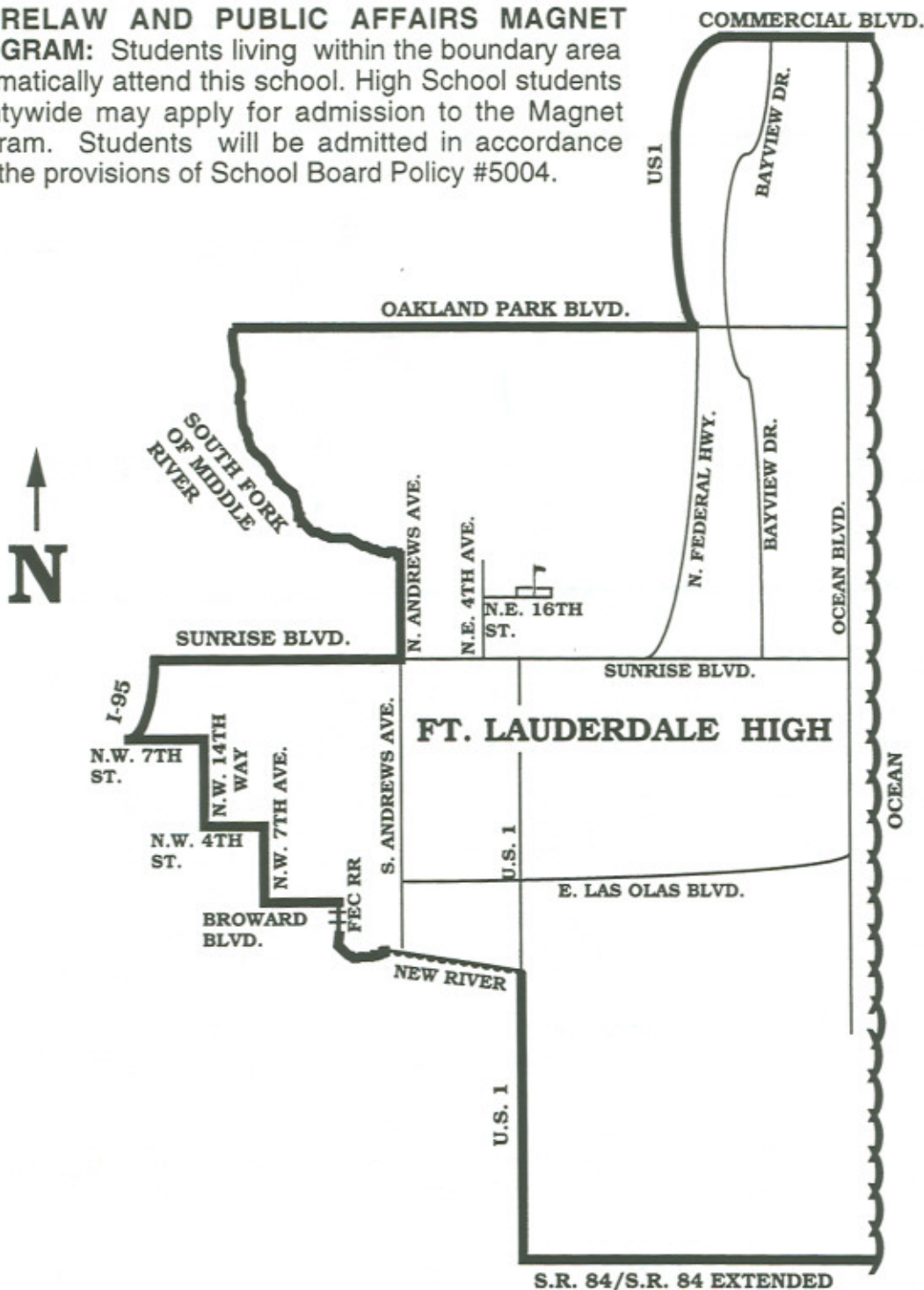
NINTH GRADE STUDENTS RESIDING IN THIS BOUNDARY AREA WILL BE HOUSED AT THE NINTH GRADE CENTER LOCATED AT 201 SW 172ND AVE. IN THE 1999/2000 SCHOOL YEAR.



**FORT LAUDERDALE HIGH**  
1600 NE 4 AVENUE  
FORT LAUDERDALE, FLORIDA 33305  
765-6921

Boundaries in this book are for the 1999/2000 school year only. The boundaries are established annually by the School Board. For current information on boundaries, please contact Pupil Placement at 765-6285

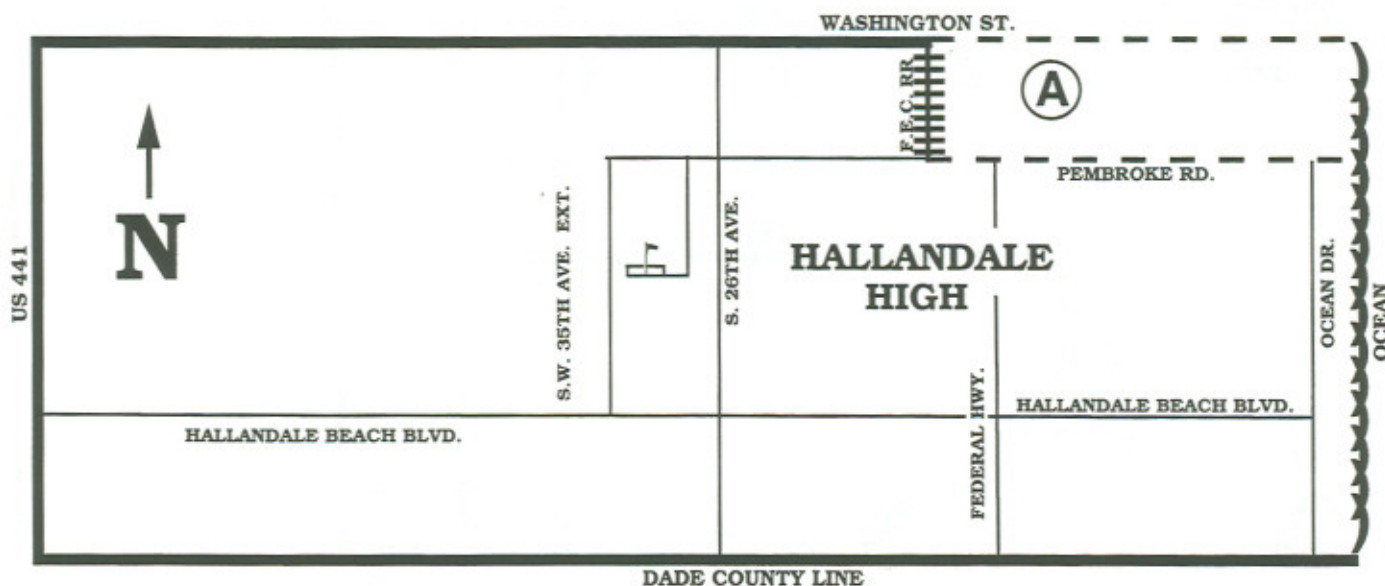
**A PRELAW AND PUBLIC AFFAIRS MAGNET PROGRAM:** Students living within the boundary area automatically attend this school. High School students countywide may apply for admission to the Magnet program. Students will be admitted in accordance with the provisions of School Board Policy #5004.





**HALLANDALE HIGH**  
720 NW 9 AVENUE  
HALLANDALE, FLORIDA 33009  
457-2600

Boundaries in this book are for the 1999/2000 school year only. The boundaries are established annually by the School Board. For current information on boundaries, please contact Pupil Placement at 765-6285



**AN INTERNATIONAL AFFAIRS AND BUSINESS MAGNET PROGRAM:** Students living within the boundary area automatically attend this school. High school students residing south of Sunrise Boulevard, who meet the eligibility requirements, may apply for admission to this magnet program. Students will be admitted in accordance with the provisions of School Board Policy #5004.

**A COMMUNICATIONS/BROADCAST ARTS MAGNET PROGRAM:** Students living within the boundary area automatically attend this school. High school students residing south of Sunrise Boulevard, who meet the eligibility requirements, may apply for admission to this magnet program. Students will be admitted in accordance with the provisions of School Board Policy #5004.

High school students residing south of Washington St., west of S. 46th Ave., north of Pembroke Rd., west of SW 56th Ave., north of SW 21st St., and east of US 441, attend Hallandale High in the 1999/2000.

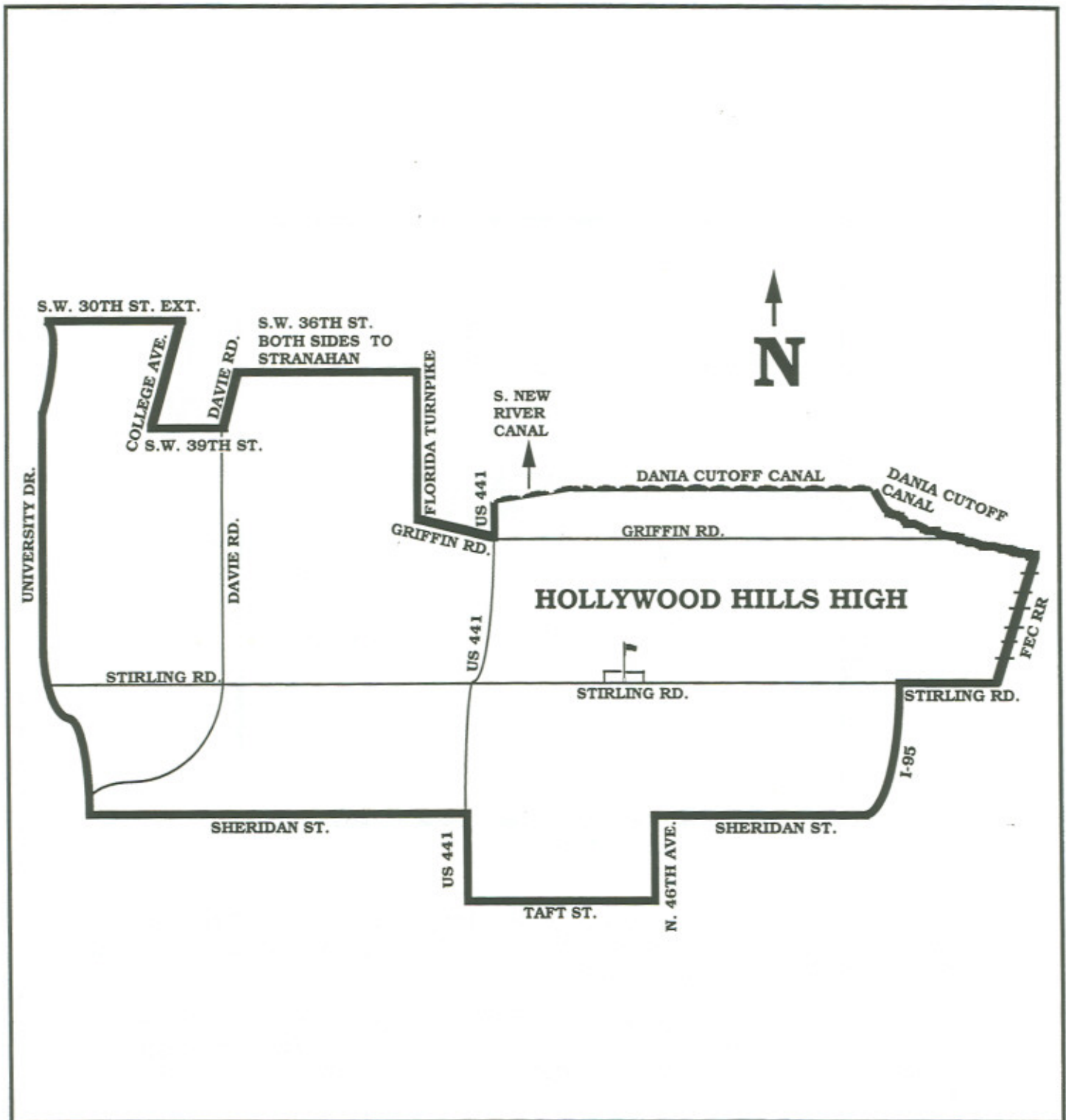
High school students residing south of Pembroke Road, west of SW 40th Ave., north of SW 21st Street, and east of SW 56th Avenue, have the option to attend McArthur High in the 1999/2000 school year.

High school students residing south of SW 21st Street, east of SW 40th Avenue, south of Pembroke Road, west of SW 35th Avenue extended, north of Hallandale Beach Blvd., east of SW 52nd Avenue, north of SW 25th Street and east of SW 56th Avenue have the option to attend Miramar High in the 1999/2000 school year.

- (A)** Ninth and tenth grade students residing east of the F.E.C. Railroad, south of Washington St., west the Atlantic Ocean, and north of Pembroke Rd., attend South Broward High School in the 1999/2000 school year; Eleventh and twelfth grade students attend Hallandale High School.

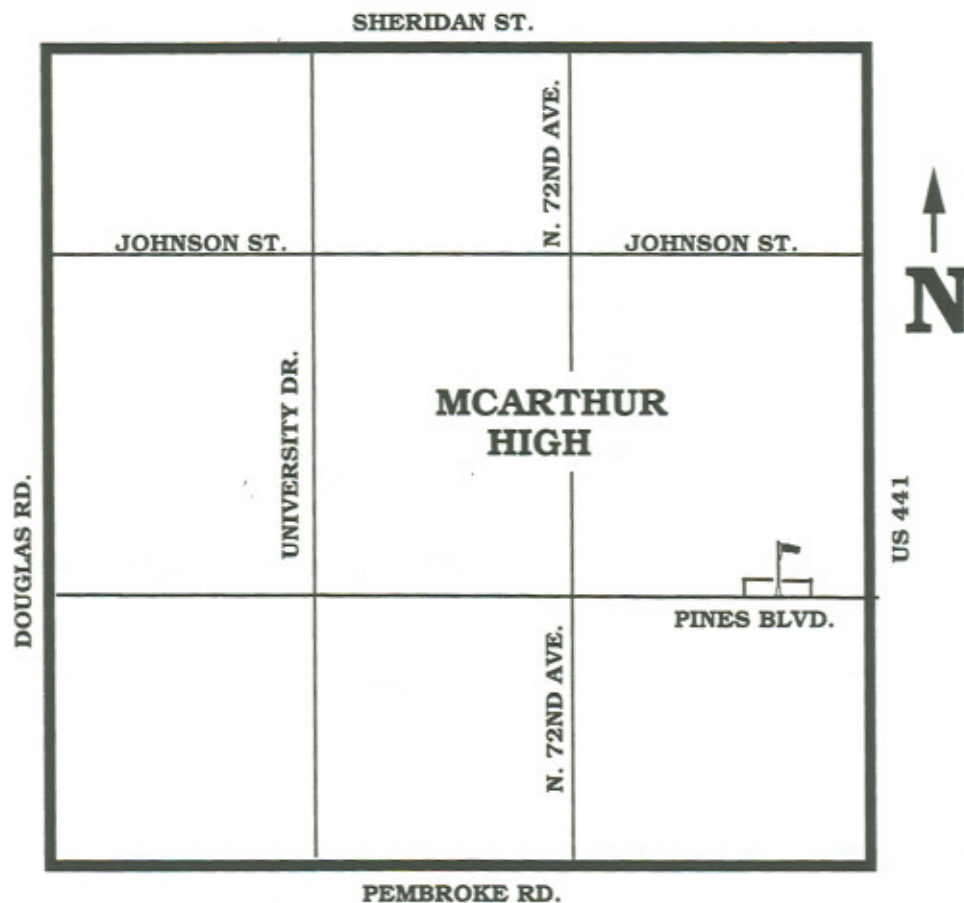
**HOLLYWOOD HILLS HIGH**  
5400 STIRLING ROAD  
HOLLYWOOD, FLORIDA 33021  
985-5225

Boundaries in this book are for the 1999/2000 school year only. The boundaries are established annually by the School Board. For current information on boundaries, please contact Pupil Placement at 765-6285



**MCARTHUR HIGH**  
6501 HOLLYWOOD BLVD.  
HOLLYWOOD, FLORIDA 33024  
985-3150

Boundaries in this book are for the 1999/2000 school year only. The boundaries are established annually by the School Board. For current information on boundaries, please contact Pupil Placement at 765-6285



High school students residing south of Pembroke Road, west of SW 40th Ave., north of SW 21st Street, and east of SW 56th Avenue, have the option to attend McArthur High in the 1999/2000 school year.

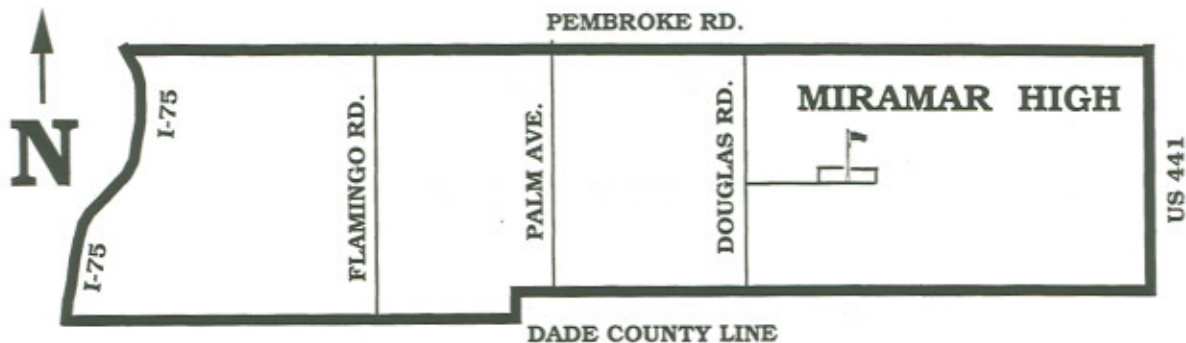
High school students residing south of Washington Street, west of S. 46th Avenue, north of Pembroke Road, west of SW 56th Avenue, north of SW 21st Street, and east of US 441, have the option to attend McArthur High in the 1999/2000 school year.



**MIRAMAR HIGH**  
3601 SW 89 AVENUE  
MIRAMAR, FLORIDA 33025  
437-0600

Boundaries in this book are for the 1999/2000 school year only. The boundaries are established annually by the School Board. For current information on boundaries, please contact Pupil Placement at 765-6285

High school students residing south of SW 21st Street, east of SW 40th Avenue, south of Pembroke Road, west of SW 35th Avenue extended, north of Hallandale Beach Blvd., east of SW 52nd Avenue, north of SW 25th Street and east of SW 56th Avenue have the option to attend Miramar High in the 1999/2000 school year.



**NORTHEAST HIGH**  
700 NE 56 STREET  
OAKLAND PARK, FLORIDA 33334  
928-0300

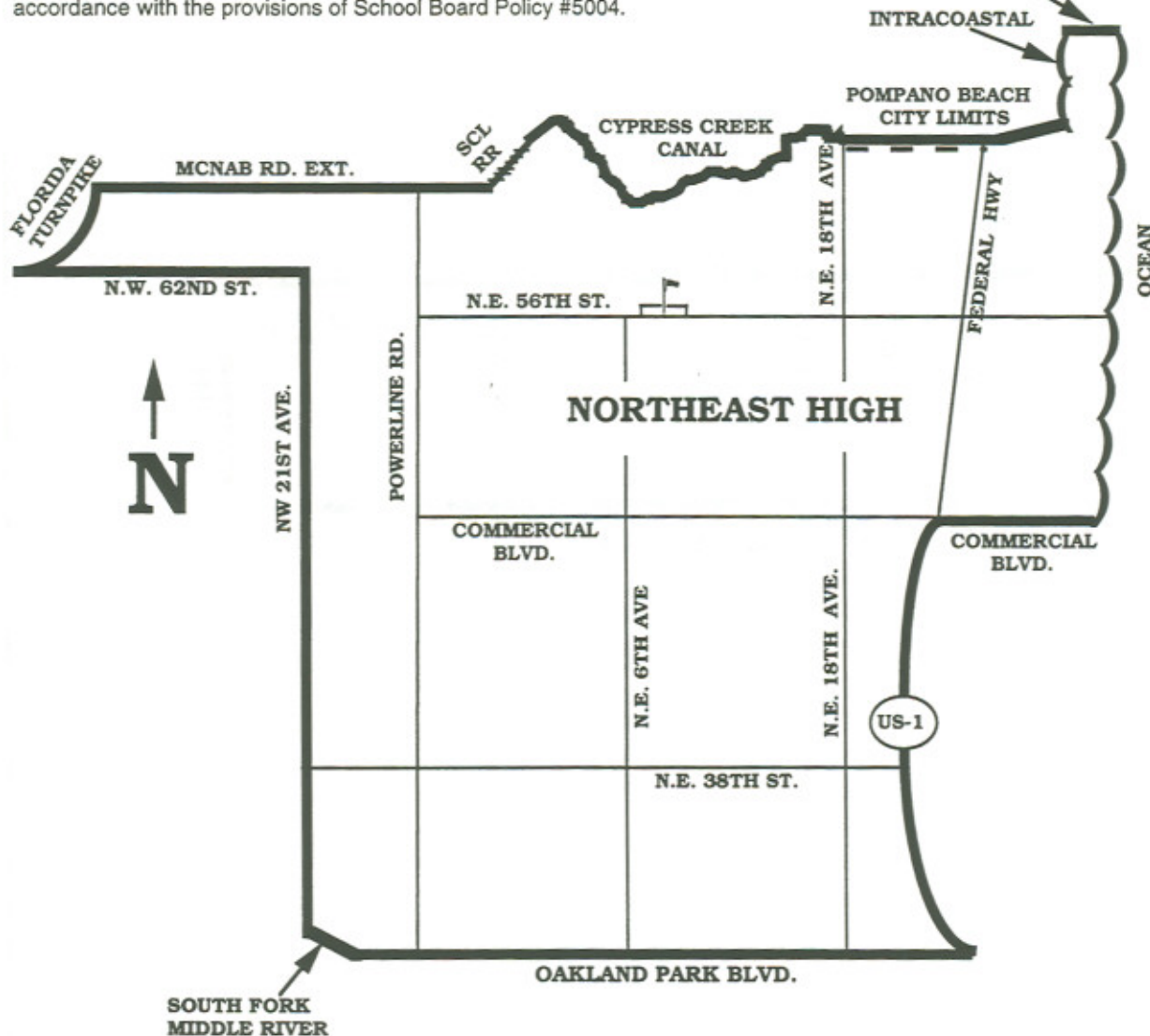
Boundaries in this book are for the 1999/2000 school year only. The boundaries are established annually by the School Board. For current information on boundaries, please contact Pupil Placement at 765-6285

High school students residing south of NW 19th St., west of Interstate 95, north of NW 14th St., and east of NW 27th Ave., have the option to attend Northeast High in the 1999/2000 school year.

High school students who reside south of West Oakland Park Blvd., west of Interstate 95, north of NW 19th St., and east of Martin Luther King Blvd. (NW 31st Ave.), have the option to attend Northeast high School in the 1999/2000 school year.

**NORTHEAST ACADEMIES:** Design and Architecture, The Latin School, Finance and Entrepreneurship. High school students living within the boundary area automatically attend this school. High school students residing north of Sunrise Blvd. may apply for admission to the Northeast Academies. Students will be admitted in accordance with the provisions of School Board Policy #5004.

CANAL LOCATED BETWEEN TERRA MAR DR. AND SUNSET LANE CONTINUED NORTH; TERRA MAR DR. EXTENDED EAST TO THE ATLANTIC OCEAN.



NOVA HIGH  
3600 COLLEGE AVENUE  
DAVIE, FLORIDA 33314  
370-1700

Boundaries in this book are for the 1999/2000 school year only. The boundaries are established annually by the School Board. For current information on boundaries, please contact Pupil Placement at 765-6285

### **1999/2000 School Year**

A Research and Development Center. Vacancies are filled by applicants who reside in Broward County. Admittance will be made in accordance with School Board Policy #5003.

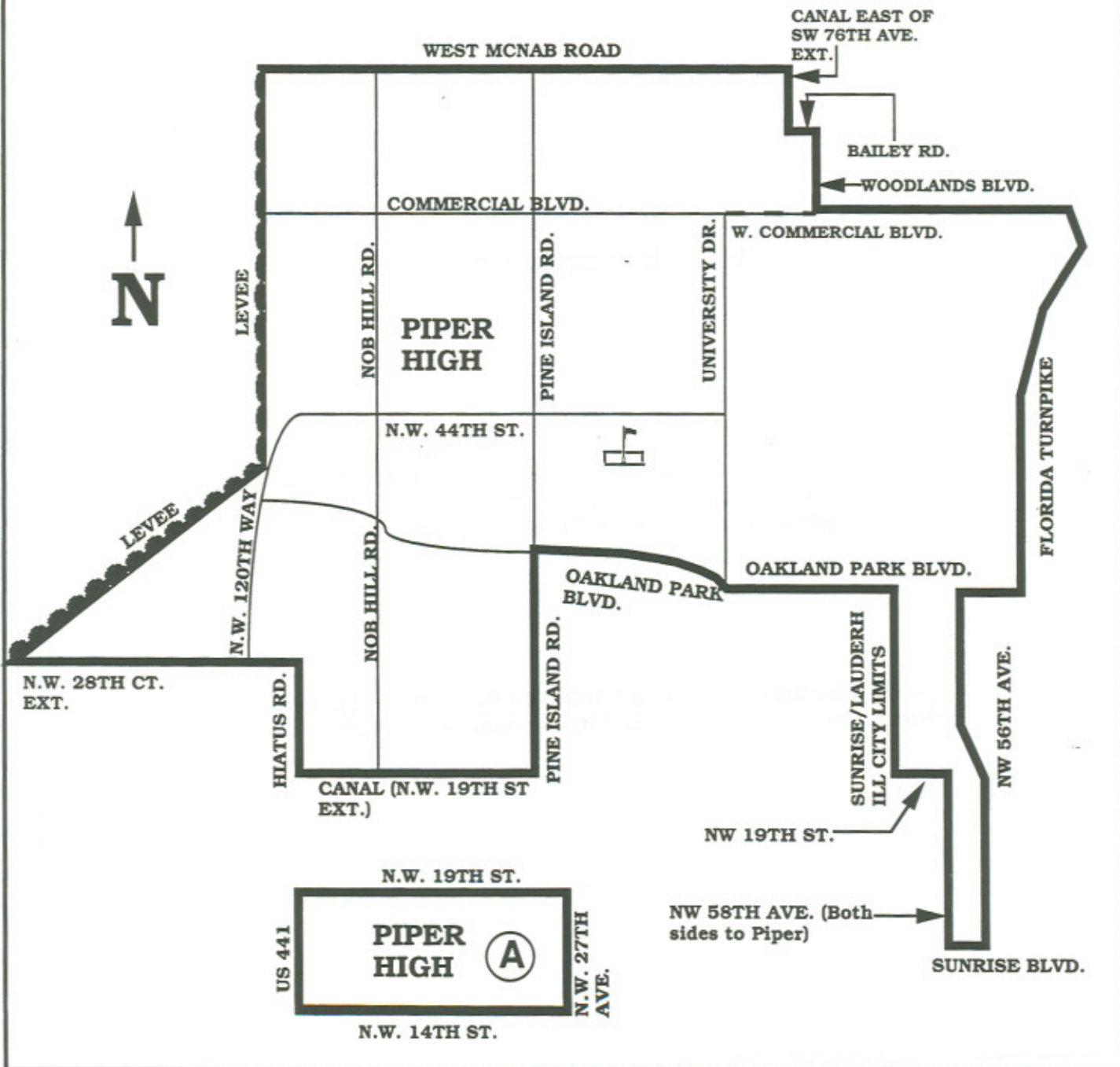
**Applications may be obtained at any school and are accepted between the first day of school in January and March 31st**



**PIPER HIGH**  
 8000 NW 44 STREET  
 SUNRISE, FLORIDA 33321  
 572-1300

Boundaries in this book are for the 1999/2000 school year only. The boundaries are established annually by the School Board. For current information on boundaries, please contact Pupil Placement at 765-6285

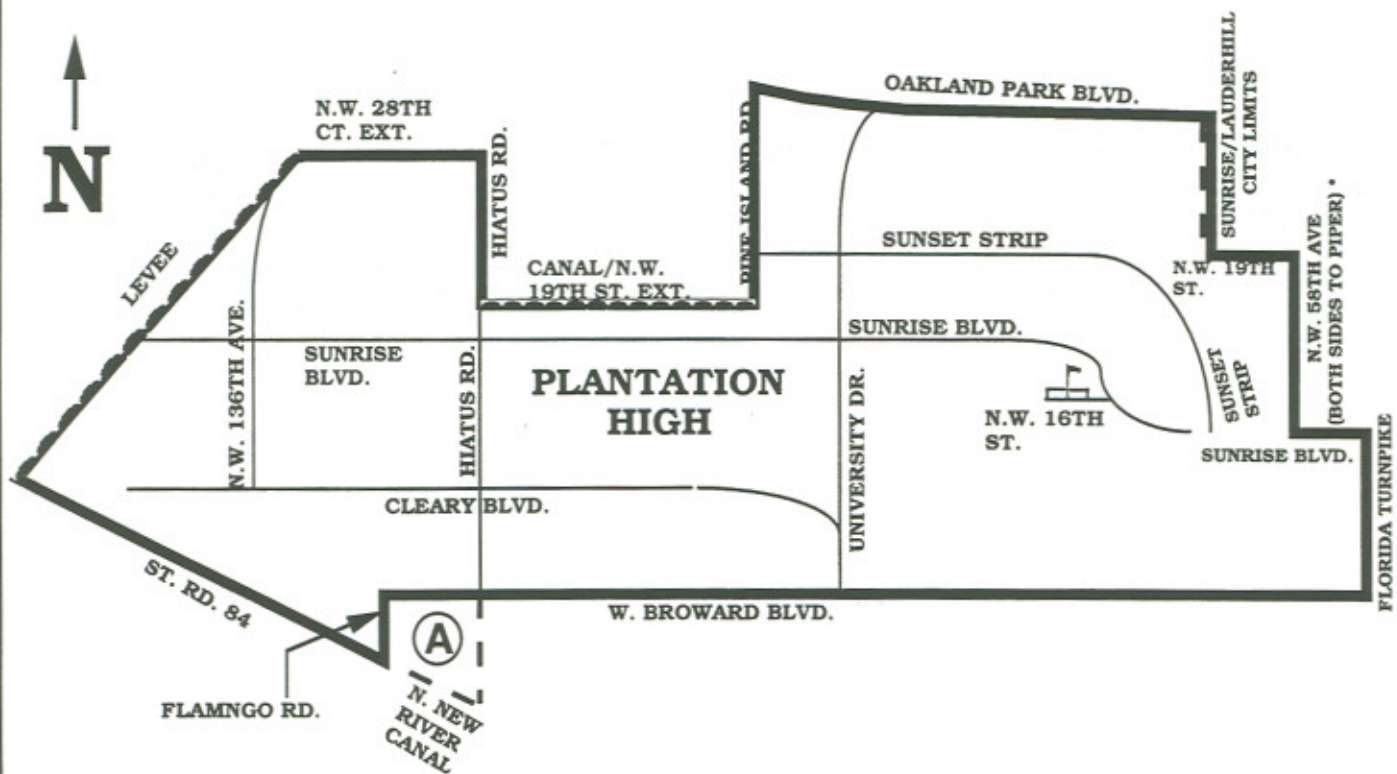
- Ⓐ High school students residing south of NW 19th St., east of U.S. 441, north of NW 14 St. extended, and west of NW 27th Ave., have the option to attend Dillard High in the 1999/2000 school year.



**PLANTATION HIGH**  
 6901 NW 16 STREET  
 PLANTATION, FLORIDA 33313  
 797-4400

Boundaries in this book are for the 1999/2000 school year only. The boundaries are established annually by the School Board. For current information on boundaries, please contact Pupil Placement at 765-6285

High school students residing south of NW 14th St., east of US 441, north of NW 6th St., and west of Martin Luther King Blvd. (NW 31st Ave.), have the option to attend Plantation High in the 1999/2000 school year.



- A** High school students residing south of W. Broward Blvd., east of Flamingo Rd., north of of the North New River Canal and west of Hiatus Rd. are assigned to South Plantation High School with a choice of Plantation High School in the 1999/2000 school year.

**POMPANO BEACH HIGH SCHOOL**  
**Institute Of International Studies**  
1400 NE 6 STREET  
POMPANO BEACH, FLORIDA 33060  
786-7600

Boundaries in this book are for the 1999/2000 school year only. The boundaries are established annually by the School Board. For current information on boundaries, please contact Pupil Placement at 765-6285

**POMPANO BEACH HIGH SCHOOL - INSTITUTE OF INTERNATIONAL STUDIES:** Ninth through eleventh grade students residing north of Sunrise Boulevard may apply for admission to the Pompano Beach High School - Institute of International Studies housed at the Pompano Multi-purpose Center. Students will be admitted in accordance with the provisions of School Board Policy #5004.



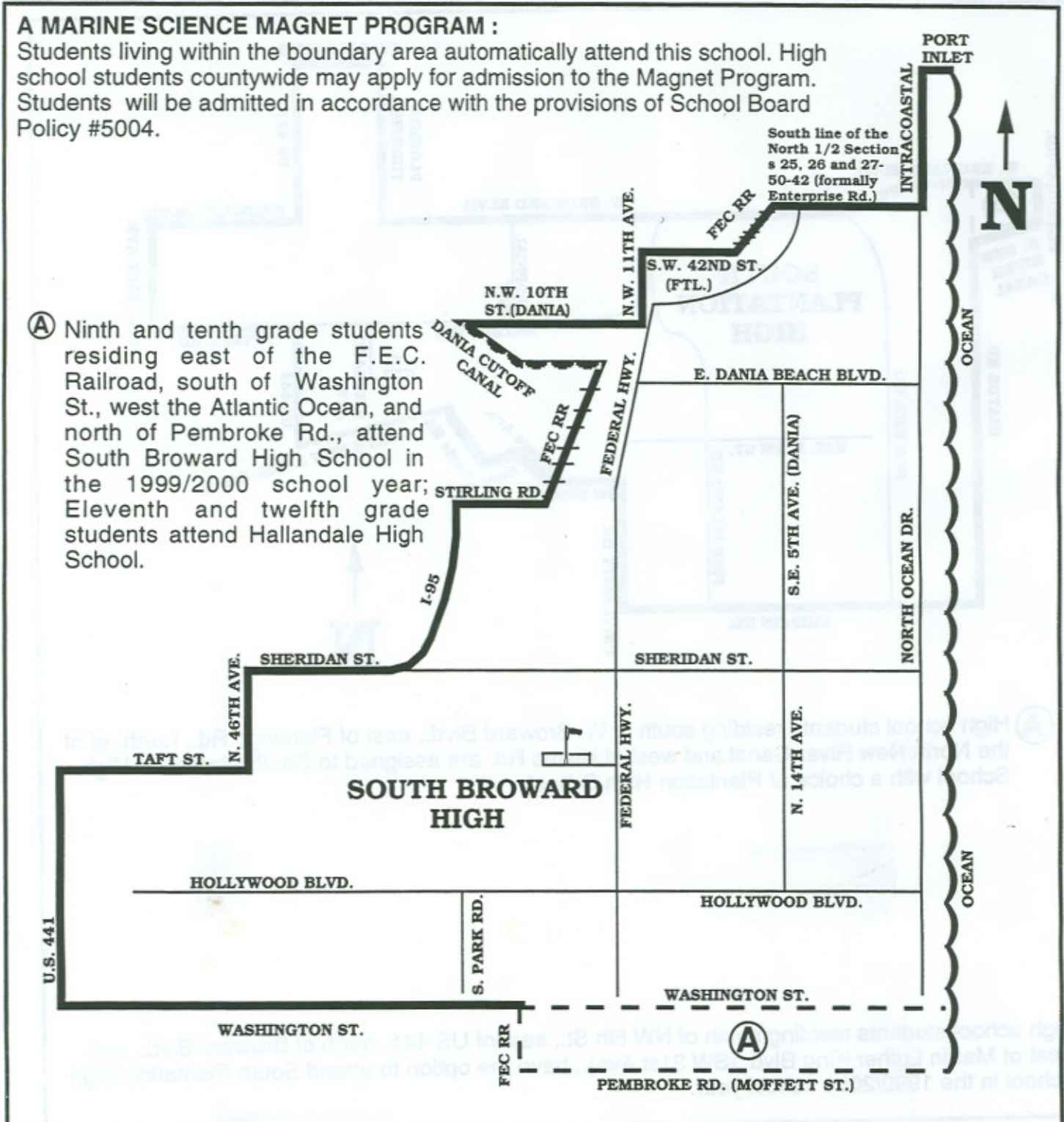
**SOUTH BROWARD HIGH**  
**1901 N. FEDERAL HIGHWAY**  
**HOLLYWOOD, FLORIDA 33020**  
**926-0800**

Boundaries in this book are for the 1999/2000 school year only. The boundaries are established annually by the School Board. For current information on boundaries, please contact Pupil Placement at 765-6285

**A MARINE SCIENCE MAGNET PROGRAM :**

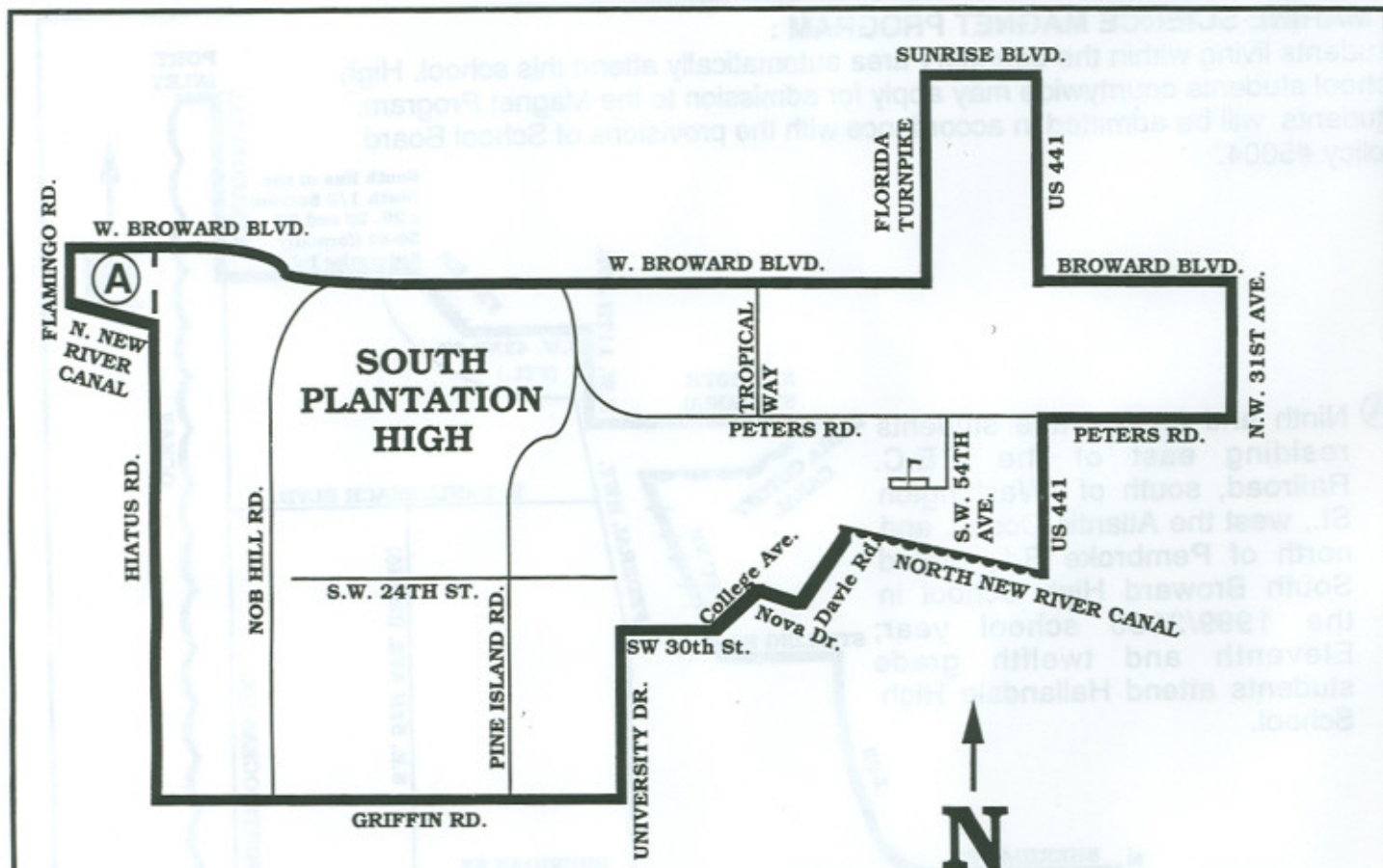
Students living within the boundary area automatically attend this school. High school students countywide may apply for admission to the Magnet Program. Students will be admitted in accordance with the provisions of School Board Policy #5004.

- ① Ninth and tenth grade students residing east of the F.E.C. Railroad, south of Washington St., west the Atlantic Ocean, and north of Pembroke Rd., attend South Broward High School in the 1999/2000 school year; Eleventh and twelfth grade students attend Hallandale High School.



**SOUTH PLANTATION HIGH**  
 1300 PALADIN WAY  
 PLANTATION, FLORIDA 33317  
 797-4600

Boundaries in this book are for the 1999/2000 school year only. The boundaries are established annually by the School Board. For current information on boundaries, please contact Pupil Placement at 765-6285



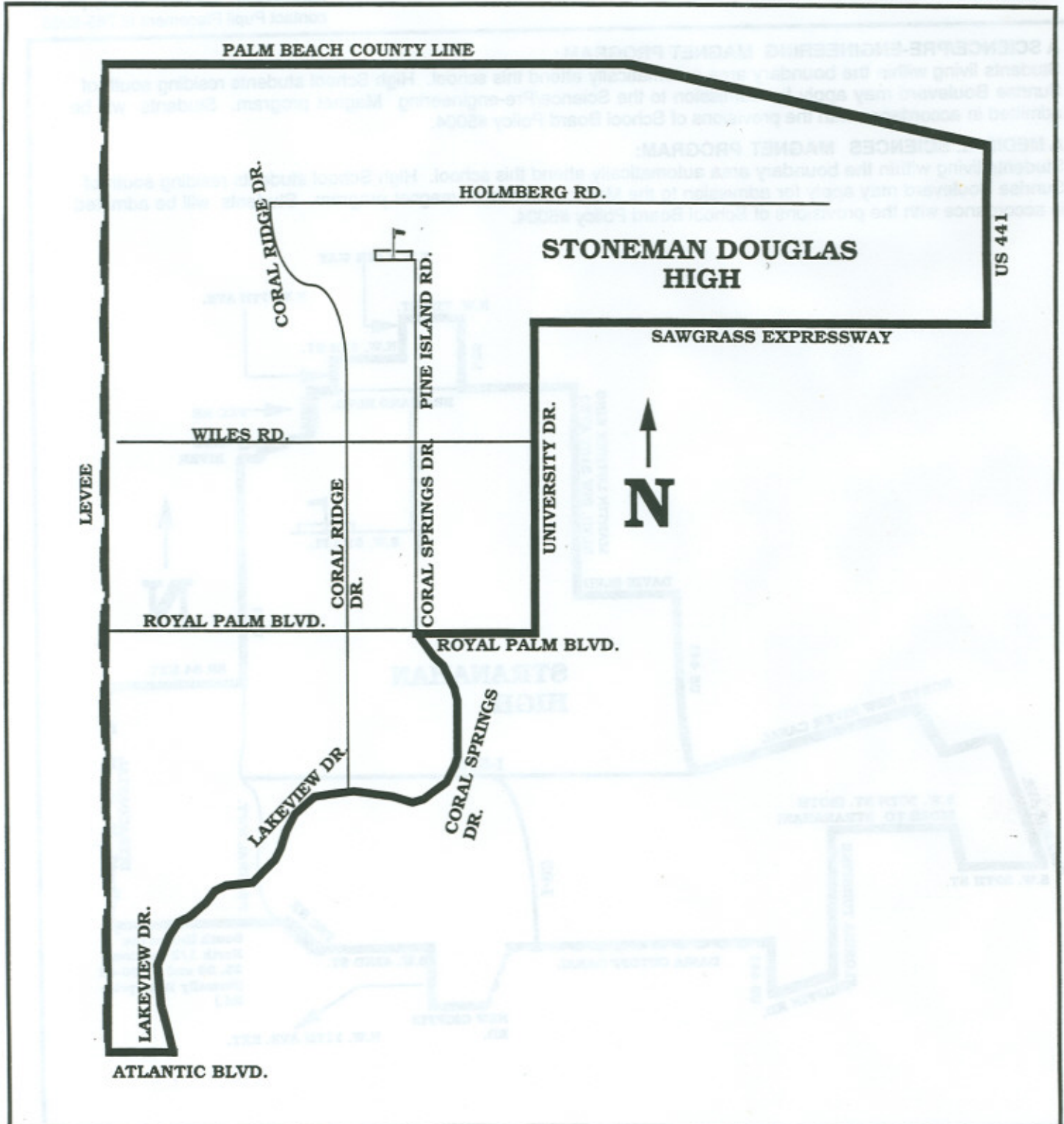
- A** High school students residing south of W. Broward Blvd., east of Flamingo Rd., north of of the North New River Canal and west of Hiatus Rd. are assigned to South Plantation High School with a choice of Plantation High School.

High school students residing south of NW 6th St., east of US 441, north of Broward Blvd., and west of Martin Luther King Blvd. (SW 31st Ave.), have the option to attend South Plantation High School in the 1999/2000 school year.



**STONEMAN DOUGLAS HIGH**  
5901 PINE ISLAND ROAD  
PARKLAND, FLORIDA 33076  
345-4900

Boundaries in this book are for the 1999/2000 school year only. The boundaries are established annually by the School Board. For current information on boundaries, please contact Pupil Placement at 765-6285





**STRANAHAN HIGH**  
1800 SW 5 PLACE  
FORT LAUDERDALE, FLORIDA 33312  
765-6831

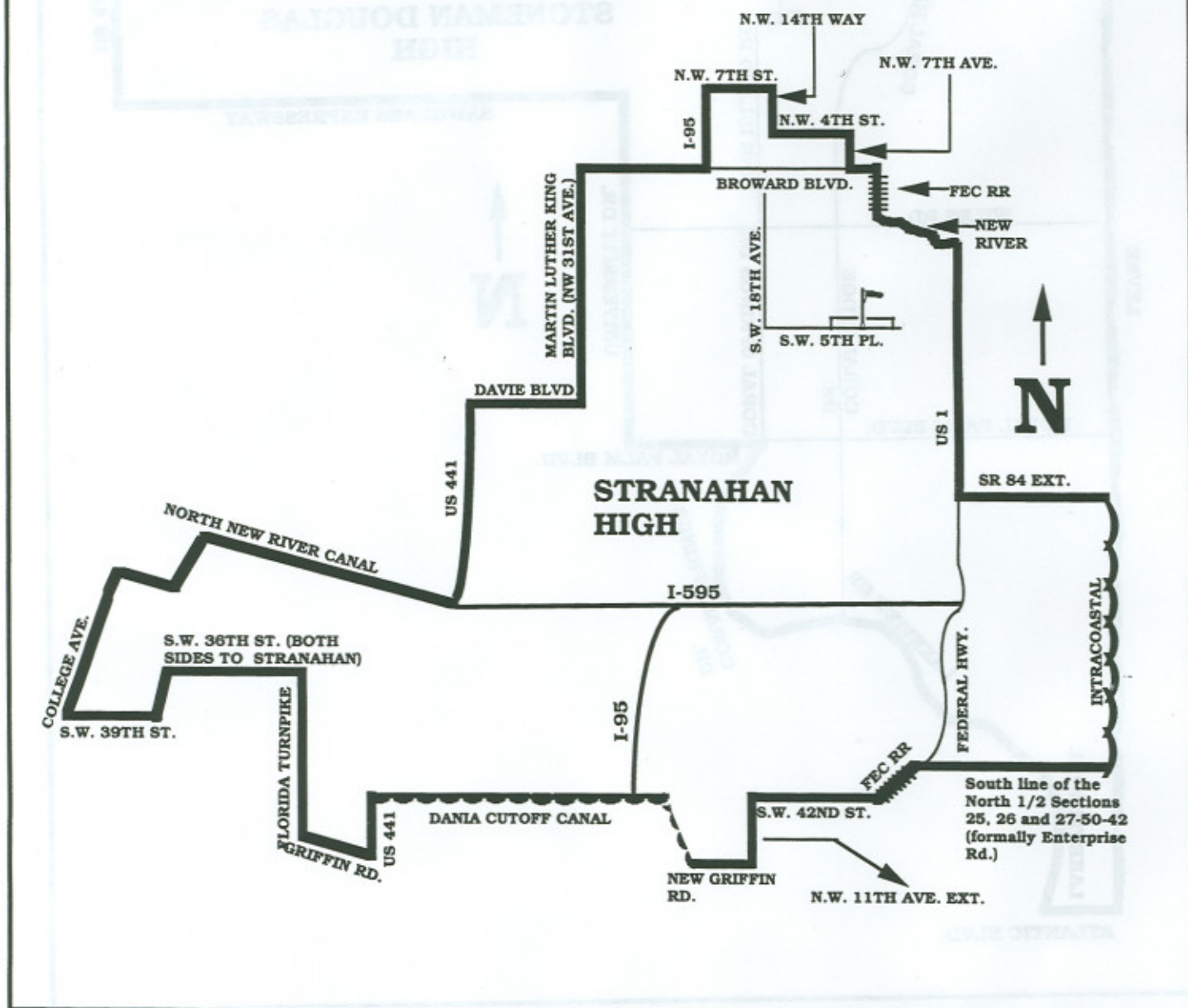
Boundaries in this book are for the 1999/2000 school year only. The boundaries are established annually by the School Board. For current information on boundaries, please contact Pupil Placement at 765-6285

**A SCIENCE/PRE-ENGINEERING MAGNET PROGRAM:**

Students living within the boundary area automatically attend this school. High School students residing south of Sunrise Boulevard may apply for admission to the Science/Pre-engineering Magnet program. Students will be admitted in accordance with the provisions of School Board Policy #5004.

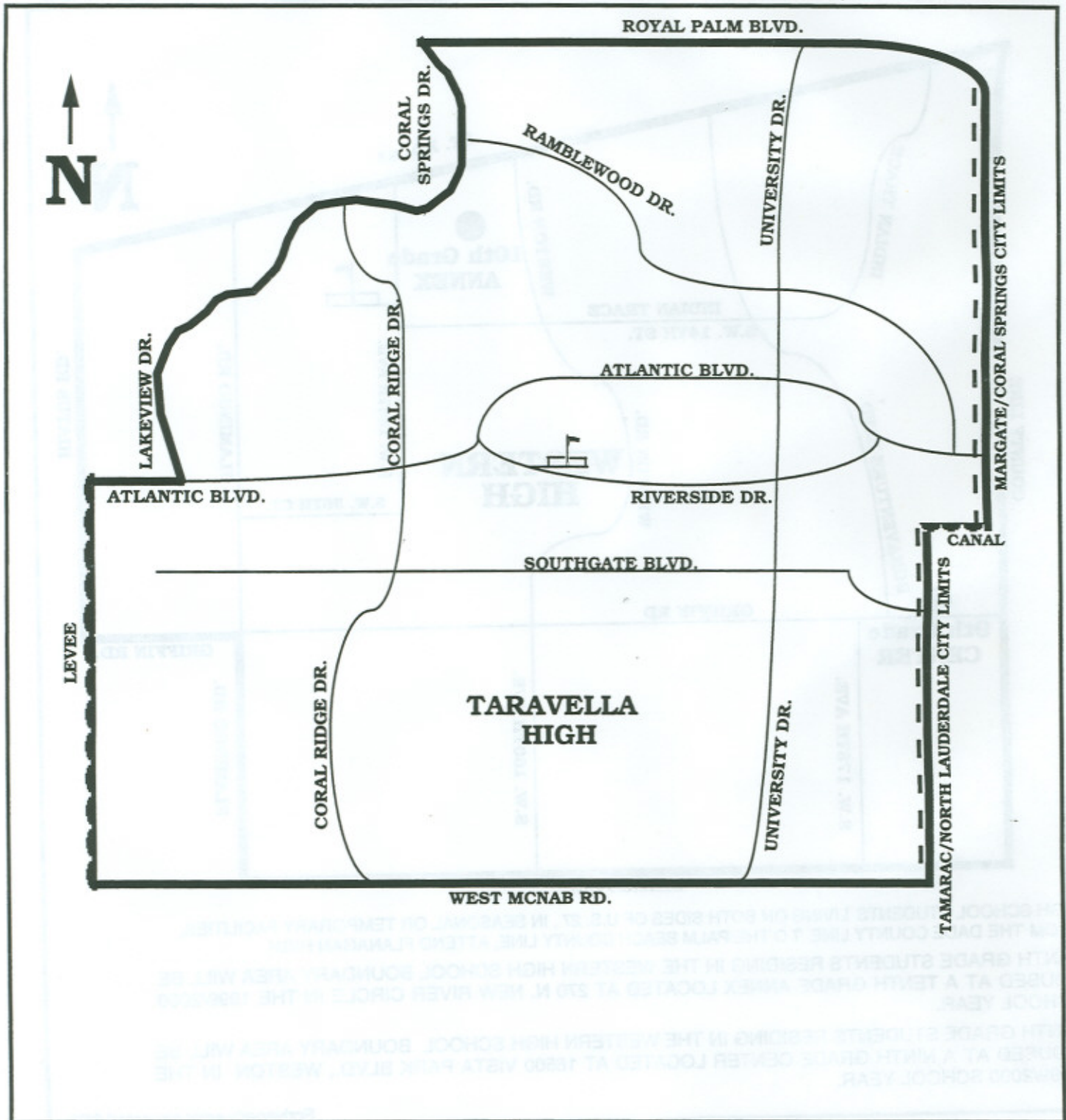
**A MEDICAL SCIENCES MAGNET PROGRAM:**

Students living within the boundary area automatically attend this school. High School students residing south of Sunrise Boulevard may apply for admission to the Medical Sciences magnet program. Students will be admitted in accordance with the provisions of School Board Policy #5004.



TARAVELLA HIGH  
10600 RIVERSIDE DRIVE  
CORAL SPRINGS, FLORIDA 33071  
344-2300

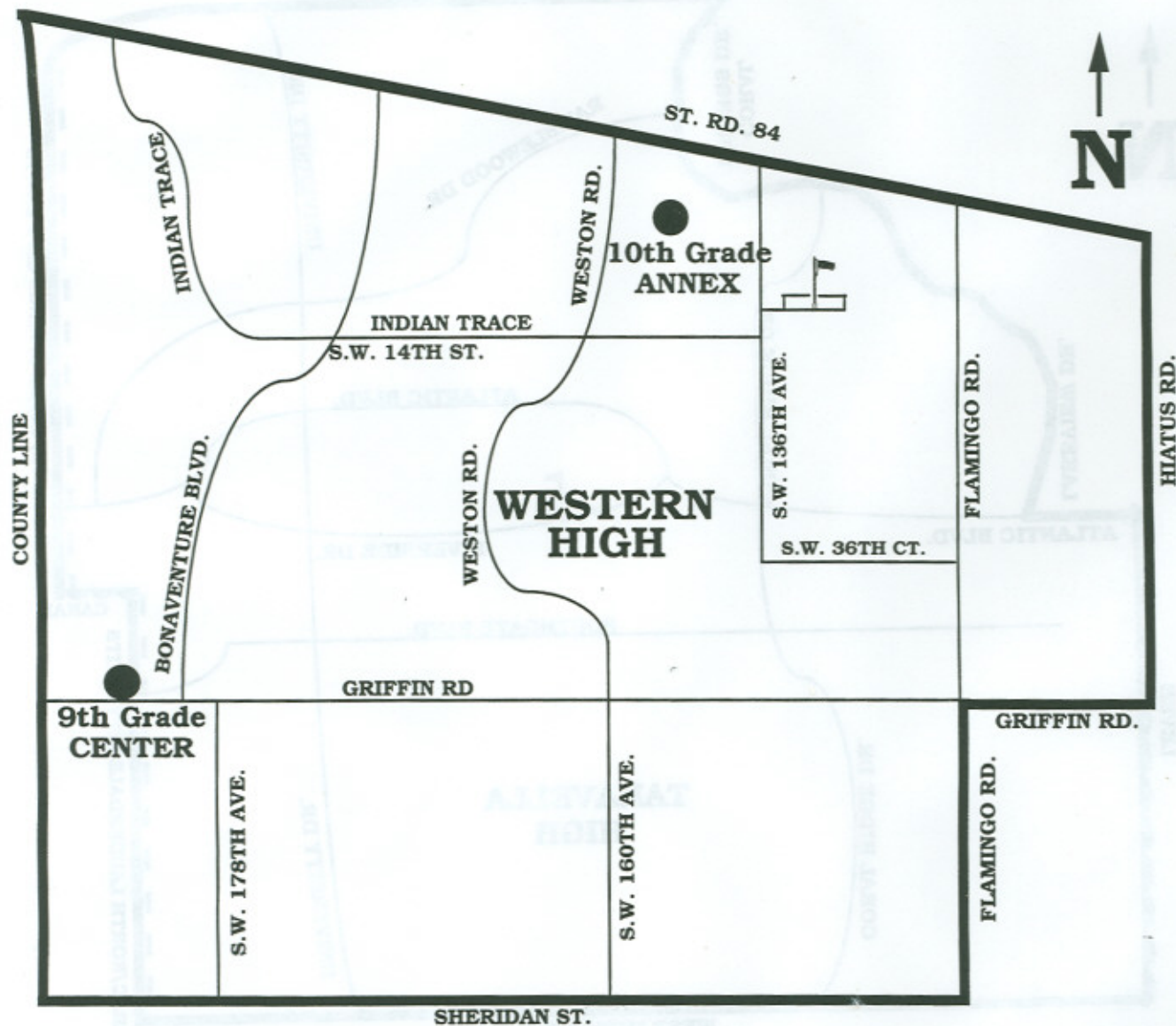
Boundaries in this book are for the 1999/2000 school year only. The boundaries are established annually by the School Board. For current information on boundaries, please contact Pupil Placement at 765-6285





**WESTERN HIGH**  
 1200 SW 136 AVENUE  
 DAVIE, FLORIDA 33325  
 370-1600

Boundaries in this book are for the 1999/2000 school year only. The boundaries are established annually by the School Board. For current information on boundaries, please contact Pupil Placement at 765-6285



HIGH SCHOOL STUDENTS LIVING ON BOTH SIDES OF U.S. 27, IN SEASONAL OR TEMPORARY FACILITIES, FROM THE DADE COUNTY LINE TO THE PALM BEACH COUNTY LINE, ATTEND FLANAGAN HIGH


TENTH GRADE STUDENTS RESIDING IN THE WESTERN HIGH SCHOOL BOUNDARY AREA WILL BE HOUSED AT A TENTH GRADE ANNEX LOCATED AT 270 N. NEW RIVER CIRCLE IN THE 1999/2000 SCHOOL YEAR.

NINTH GRADE STUDENTS RESIDING IN THE WESTERN HIGH SCHOOL BOUNDARY AREA WILL BE HOUSED AT A NINTH GRADE CENTER LOCATED AT 18500 VISTA PARK BLVD., WESTON IN THE 1999/2000 SCHOOL YEAR.

Scrivener's error corrected 6/99



# CHOICE AREAS \*



1999/2000 SCHOOL YEAR

\* Former Starburst Areas

## **CHOICE AREAS (Former Starburst Areas)**

**The maps in this document depict former starburst areas.**

Starbursting was a term used to describe a student assignment method begun in the 1970's which assigned students from certain communities and neighborhoods to various schools within the district to assist with integration. Students residing in the same neighborhood were assigned to different schools.

The School Board has eliminated Starbursting completely. Beginning in the 1995/96 school year and continuing in the 1996/97 school year the School Board implemented choice assignments for 8,400 students residing in former starburst areas. These areas had been subject to mandatory busing for desegregation. Students and families residing in these areas may now attend their neighborhood school or they may choose to be bused to a school outside their neighborhood/community.

Additionally, the School Board has adopted policy providing transportation for all students residing in choice areas (former starburst areas) and attending former starburst schools.



**CHOICE AREA MAPS**  
(FORMER STARBURST AREAS)\*

**ELEMENTARY SCHOOLS**

BETHUNE.95 (S)..... 186	LAUDERDALE MANORS.96 (SC).. 201
<i>Dania (Choice)**</i>	<i>Sunland Park (Choice)**</i>
BROWARD ESTATES.95 (SC)..... 187	LAUDERHILL P.T.96 (NC)..... 202
<i>Meadowbrook (Choice)**</i>	<i>Royal Palm (Choice)**</i>
<i>Plantation (Choice)**</i>	LLOYD ESTATES.96 (NC)..... 203
<i>Tropical (Choice)**</i>	<i>Rock Island (Choice)**</i>
CRESTHAVEN.95 (N)..... 188	MARKHAM.95 (N)..... 204
<i>McNab (Choice)**</i>	<i>Margate (Choice)**</i>
<i>Cypress (Choice)**</i>	McNAB.95 (N)..... 205
<i>Sanders Park (Choice)**</i>	<i>Cresthaven (Choice)**</i>
CROISSANT PARK.95 (C)..... 189	<i>Sanders Park (Choice)**</i>
<i>Harbordale (Choice)**</i>	MEADOWBROOK.95 (SC)..... 206
DILLARD.96 (SC)..... 190	<i>Broward Estates (Choice)**</i>
<i>Horizon (Choice)**</i>	NORCREST.95 (N)..... 207
<i>Lloyd Estates (Choice)**</i>	<i>McNab (Choice)**</i>
<i>M.L. King (Choice)**</i>	<i>Cresthaven (Choice)**</i>
<i>Wilton Manors (Choice)**</i>	<i>Sanders Park (Choice)**</i>
<i>Riverland (Choice)**</i>	OAKRIDGE.96 (C)..... 208
<i>Mirror (Choice)**</i>	<i>Bethune (Choice)**</i>
DREW, CHARLES.95 (N)..... 191	ORANGE BROOK.95 (S)..... 209
<i>Atlantic West (Choice)**</i>	<i>Perry (Choice)**</i>
<i>Broadview (Choice)**</i>	PALMVIEW.95 (N)..... 210
<i>Margate (Choice)**</i>	<i>McNab (Choice)**</i>
FLORANADA.96 (NC)..... 192	<i>Cresthaven (Choice)**</i>
<i>Sunland Park (Choice)**</i>	<i>Sanders Park (Choice)**</i>
FOSTER.95 (SC)..... 193	PLANTATION PARK.95 (SC)..... 211
<i>M.L. King (Choice)**</i>	<i>Broward Estates (Choice)**</i>
HARBORDALE.95 (SC)..... 194	POMPANO BEACH.95 (N)..... 212
<i>Bennett (Choice)**</i>	<i>McNab (Choice)**</i>
<i>North Fork (Choice)**</i>	<i>Cresthaven (Choice)**</i>
<i>Sunland Park (Choice)**</i>	<i>Sanders Park (Choice)**</i>
<i>Croissant Park (Choice)**</i>	ROCK ISLAND.96 (SC)..... 213
HOLLYWOOD CENTRAL.96 (S).. 195	<i>Lloyd Estates (Choice)**</i>
<i>Hallandale (Choice)**</i>	SHERIDAN HILLS.96 (S)..... 214
HOLLYWOOD HILLS.96 (S)..... 196	<i>Oakridge (Choice)**</i>
<i>Oakridge (Choice)**</i>	<i>Bethune (Choice)**</i>
<i>Bethune (Choice)**</i>	SUNLAND PARK.95 (SC)..... 215
KING, MARTIN LUTHER.95 (SC) 197	<i>Croissant (Choice)**</i>
<i>Foster (Choice)**</i>	<i>Harbordale (Choice)**</i>
<i>Plantation Park (Choice)**</i>	VILLAGE.96 (NC)..... 216
LAKE FOREST.96 (S)..... 198	<i>Larkdale (Choice)**</i>
<i>Fairway (Choice)**</i>	WALKER.96 (SC)..... 217
<i>Miramar (Choice)**</i>	<i>Bayview (Choice)**</i>
<i>Perry (Choice)**</i>	WATKINS.96 (S)..... 218
LARKDALE.95 (NC)..... 199	<i>Miramar (Choice)**</i>
<i>Lauderhill P.T. (Choice)**</i>	WESTWOOD HEIGHTS.96 (SC).... 219
<i>Mirror Lake (Choice)**</i>	<i>M.L. King (Choice)**</i>
<i>Plantation (Choice)**</i>	WINSTON PARK.96 (N)..... 220
LARKDALE.96 (NC)..... 200	<i>Markham (Choice)**</i>
<i>Peters (Choice)**</i>	<i>McNab (Choice)**</i>
	<i>Cresthaven (Choice)**</i>
	<i>Sanders Park (Choice)**</i>

N = NORTH AREA; NC = NORTH CENTRAL AREA; SC = SOUTH CENTRAL AREA; S = SOUTH AREA

\* Suffix, .95 or .96, indicates the year the choice assignments began.

\*\* Please see individual maps for specific boundary information



**CHOICE AREA MAPS**  
(FORMER STARBURST AREAS)\*

**MIDDLE SCHOOLS**

DANDY, WILLIAM.96 (SC).....	221
<i>Bair (Choice)</i>	
<i>Plantation (Choice)</i>	
<i>Rickards (Choice)</i>	
FOREST GLEN.96 (N).....	222
<i>Pompano Beach (Choice)</i>	
MARGATE.96 (N).....	223
<i>Pompano Beach (Choice)</i>	
McNICOL.96 (S).....	224
<i>Perry (Choice)</i>	
<i>Pines (Choice)</i>	
OLSEN.96 (S).....	225
<i>Attucks (Choice)</i>	
PARKWAY.95 (SC).....	226
<i>Plantation (Choice)</i>	
<i>Seminole (Choice)</i>	
SUNRISE.96 (SC).....	227
<i>Rickards (Choice)**</i>	

**HIGH SCHOOLS**

ANDERSON, BOYD.96 (NC).....	228
<i>Northeast (Choice)**</i>	
COCONUT CREEK.96 (N).....	229
<i>Ely (Choice)**</i>	
DILLARD.95&96 (SC).....	230
<i>Northeast (Choice)**</i>	
<i>Plantation (Choice)**</i>	
<i>South Plantation (Choice)**</i>	
ELY.96 (N).....	231
<i>Coral Springs (Choice)**</i>	
HALLANDALE.95&96 (S).....	232
<i>McArthur (Choice)**</i>	
<i>Mirmar (Choice)**</i>	
PIPER.96 (NC).....	233
<i>Dillard (Choice)**</i>	

N = NORTH AREA; NC = NORTH CENTRAL AREA; SC = SOUTH CENTRAL AREA; S = SOUTH AREA

\* Suffix, .95 or .96, indicates the year the choice assignments began.

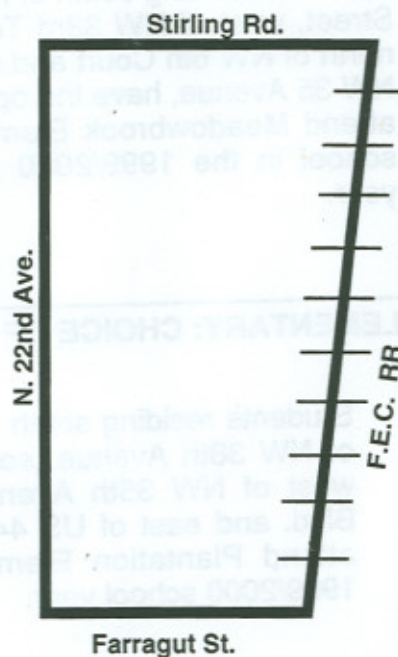
\*\* Please see individual maps for specific boundary information

# **ELEMENTARY SCHOOLS**

## **CHOICE AREAS\***

**BETHUNE ELEMENTARY**  
2400 MEADE STREET  
HOLLYWOOD, FLORIDA 33020  
926-0860

### **ASSIGNED TO BETHUNE ELEMENTARY: CHOICE OF DANIA ELEMENTARY**




Students residing south of Stirling Road, west of the F.E.C. Railroad, north of Farragut Street and east of N. 22nd Avenue, have the option to attend Dania Elementary school in the 1999/2000 school year.



## CHOICE AREAS\*

BROWARD ESTATES ELEMENTARY  
441 NW 35 AVENUE  
FORT LAUDERDALE, FLORIDA 33311  
797-4540

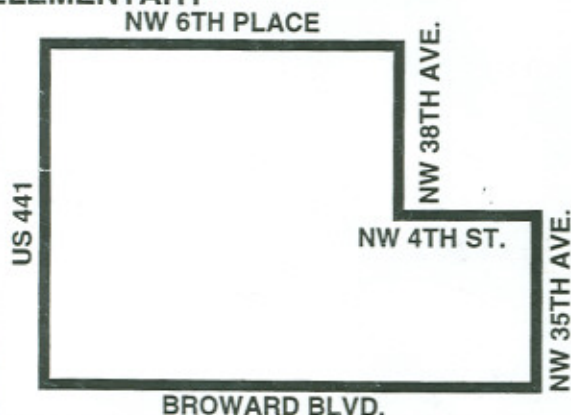
### ASSIGNED TO BROWARD ESTATES ELEMENTARY: CHOICE OF MEADOWBROOK ELEMENTARY



Students residing south of NW 8th Street, west of NW 33rd Terrace, north of NW 6th Court and east of NW 35 Avenue, have the option to attend Meadowbrook Elementary school in the 1999/2000 school year.




### ASSIGNED TO BROWARD ESTATES ELEMENTARY: CHOICE OF PLANTATION ELEMENTARY



Students residing south of NW 6th Place, west of NW 38th Avenue, south of NW 4th Street, west of NW 35th Avenue, north of Broward Blvd. and east of US 441, have the option to attend Plantation Elementary school in the 1999/2000 school year.

### ASSIGNED TO BROWARD ESTATES ELEMENTARY: CHOICE OF TROPICAL ELEMENTARY



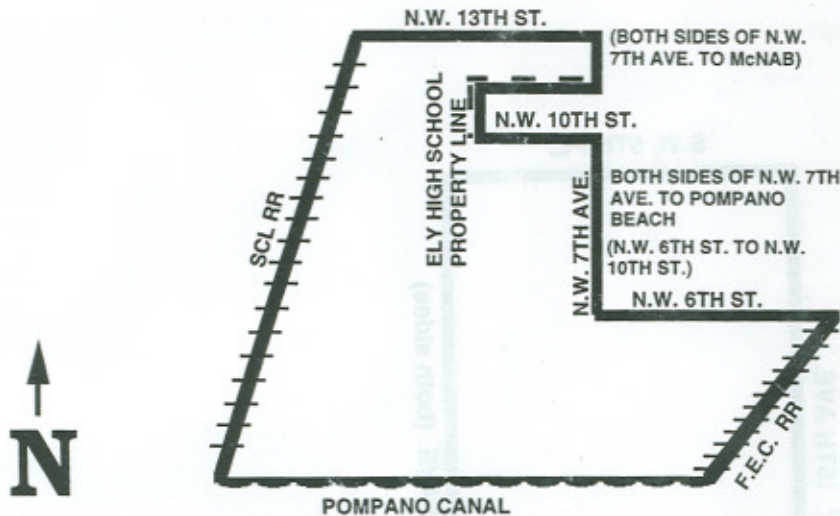
Students residing south of NW 8th Street, west of NW 36th Avenue, north of NW 6th Place and east of US 441, have the option to attend Tropical Elementary school in the 1999/2000 school year.

\* Former Starburst Areas

## CHOICE AREAS\*

**CRESTHAVEN ELEMENTARY**  
801 NE 25 STREET  
POMPANO BEACH, FLORIDA 33064  
786-3535

### ASSIGNED TO CRESTHAVEN ELEMENTARY: CHOICE OF McNAB ELEMENTARY OR SANDERS PARK ELEMENTARY (150 SEATS)




One hundred and fifty seats are reserved at Sanders Park Elementary for Kindergarten through fifth grade students in the community\* surrounding Sanders Park Elementary School.

\*East of I-95, south of Copans Road, west of the FEC railroad and north of Atlantic Boulevard.

Students who reside south of NW 13th Street, west of NW 7th Avenue, north and west of Ely High School property line, south of NW 10th Street, west of NW 7th Avenue, south of NW 6th Street, west of the FEC railroad, north of the Pompano Canal and east of SCL railroad, have the option to attend Sanders Park (150 seats) or McNab Elementary school for the 1999/2000 school year.

### ASSIGNED TO CRESTHAVEN ELEMENTARY: CHOICE OF McNAB OR CYPRESS ELEMENTARY OR SANDERS PARK ELEMENTARY (150 SEATS)



One hundred and fifty seats are reserved at Sanders Park Elementary for Kindergarten through fifth grade students in the community\* surrounding Sanders Park Elementary School.

Students who reside south of NW 6th Street, west of the FEC railroad, north of the Pompano Canal and east of NW 7th Avenue, have the option to attend Sanders Park (150 seats), McNab or Cypress Elementary school for the 1999/2000 school year.

\* Former Starburst Areas



## **CHOICE AREAS\***

**CROISSANT PARK ELEMENTARY**  
1800 SW 4 AVENUE  
FORT LAUDERDALE, FLORIDA 33315  
765-6850

### **ASSIGNED TO CROISSANT PARK ELEMENTARY: CHOICE OF HARBORDALE ELEMENTARY**



S.W. 16TH AVE.

S.W. 5TH PL.

S.W. 15TH AVE. (both sides)

S.W. 9TH ST.

Students residing south of SW 5th Place, west of SW 15th Avenue (both sides), north of SW 9th Street, and east of SW 16th Avenue, have the option to attend Harbordale Elementary School in the 1999/2000 school year.

\* Former Starburst Areas



**CHOICE AREAS\***  
**DILLARD ELEMENTARY**  
 2330 NW 12 COURT  
 FORT LAUDERDALE, FLORIDA 33311  
 797-4590

**ASSIGNED TO DILLARD ELEMENTARY: CHOICE OF HORIZON ELEMENTARY**

**N.W. 13TH ST.**

NW 31 AVE.

Students residing south of NW 13th Street, east of M.L. King Blvd. (NW 31st Avenue), north of NW 12th Street, and west of NW 27th Avenue, have the option to attend Horizon Elementary school in the 1999/2000 school year.

NW 27 AVE.

**N.W. 12TH ST.**



**ASSIGNED TO DILLARD ELEMENTARY: CHOICE OF LLOYD ESTATES ELEMENTARY**

**N.W. 19TH ST.**

NW 29 AVE.

Students residing south of NW 19th Street, east of NW 29th Avenue, north of NW 16th Court and west of Interstate 95, have the option to attend Lloyd Estates Elementary school in the 1999/2000 school year.

I-95

**N.W. 16TH CT.**

**ASSIGNED TO DILLARD ELEMENTARY: CHOICE OF M.L. KING OR WILTON MANORS ELEMENTARY**

**SUNRISE BLVD.**

NW 27 AVE

Students residing south of West Sunrise Blvd., west of Interstate 95, north of NW 8th Street, and east of NW 27th Avenue, have the option to attend Martin Luther King Elementary School or Wilton Manors Elementary School in the 1999/2000 school year.

I-95

**N.W. 8TH ST.**

**ASSIGNED TO DILLARD ELEMENTARY: CHOICE OF RIVERLAND ELEMENTARY**

**N.W. 8TH ST.**

NW 27 AVE

Students residing south of NW 8th Street, west of Interstate 95, north of Sistrunk Blvd. (NW 6th Street), and east of NW 27th Avenue, have the option to attend Riverland Elementary School in the 1999/2000 school year.

I-95

**SISTRUNK BLVD. (NW 6 ST.)**

**ASSIGNED TO DILLARD ELEMENTARY: CHOICE OF MIRROR LAKE ELEMENTARY**

**NW 19 ST.**

NW 29 AVE

**NW 16 CT.**

NW 31 AVE.

Students residing south of NW 19th St., west of NW 29th Ave., south of NW 16th Ct. extended, west of NW 27th Ave., north of NW 13th St., and east of Martin Luther King Blvd. (NW 31st Ave.), have the option to attend Mirror Lake Elementary School in the 1999/2000 school year.

NW 27 AVE

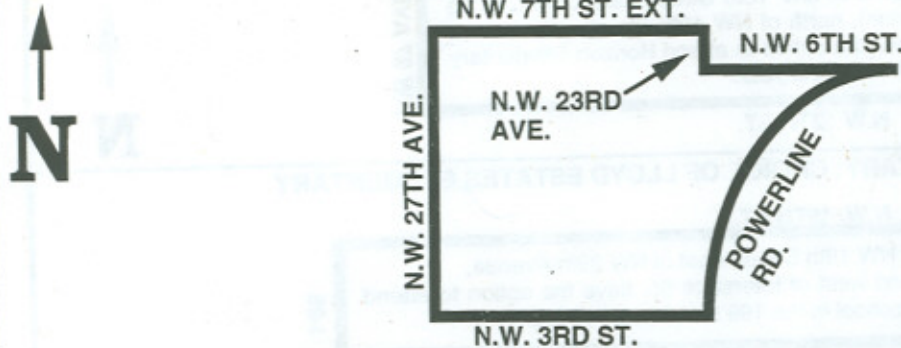
**SUNRISE BLVD.**

\* Former Starburst Areas

# CHOICE AREAS\*


CHARLES DREW ELEMENTARY  
1000 NW 31 STREET  
POMPANO BEACH, FLORIDA 33060  
977-2250

## ASSIGNED TO DREW ELEMENTARY: CHOICE OF ATLANTIC WEST ELEMENTARY



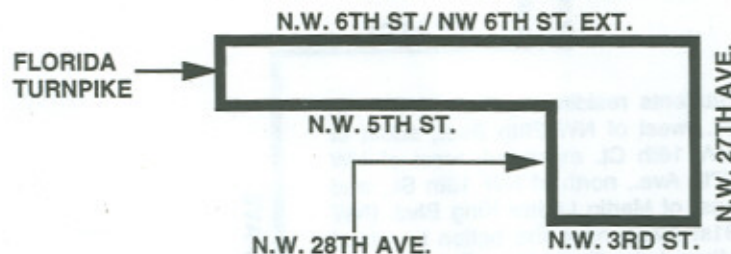
Students who reside south of NW 7th Street Extended, west of NW 23rd Avenue, south of NW 6th Street, west of Powerline Road, north of NW 3rd Street and east of NW 27th Avenue, have the option to attend Atlantic West Elementary school for the 1999/2000 school year.

## ASSIGNED TO DREW ELEMENTARY: CHOICE OF BROADVIEW ELEMENTARY



Students who reside south of NW 5th Street Extended and NW 5th Street, west of NW 28th Avenue extended, south of NW 3rd Street, west of Powerline Road, north of W. Atlantic Blvd. and east of the Florida Turnpike, have the option to attend Broadview Elementary school for the 1999/2000 school year.

## ASSIGNED TO DREW ELEMENTARY: CHOICE OF MARGATE ELEMENTARY



Students who reside south of NW 6th Street Extended and NW 6th Street, west of NW 27th Avenue, north of NW 3rd Street, east of NW 28th Avenue extended, north of NW 5th Street and NW 5th Street Extended, and east of the Florida Turnpike, have the option to attend Margate Elementary school for the 1999/2000 school year.

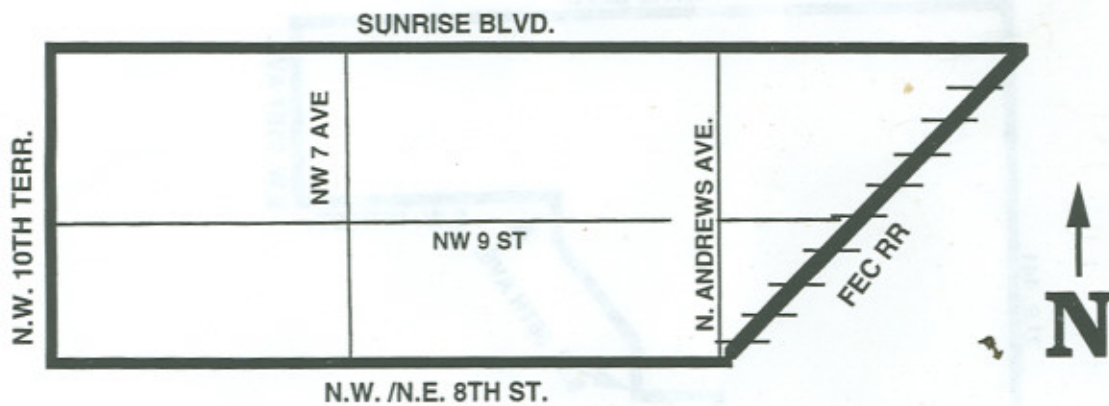
\* Former Starburst Areas



## CHOICE AREAS\*

FLORANADA ELEMENTARY  
5251 NE 14 WAY  
FORT LAUDERDALE, FLORIDA 33334  
928-0380

### ASSIGNED TO FLORANADA ELEMENTARY: CHOICE OF SUNLAND PARK ELEMENTARY



Students residing south of Sunrise Blvd., west of FEC Railroad., north of NE/NW 8th Street, and east of NW 10th Terr., have the option to attend Sunland Park Elementary school in the 1999/2000 school year.

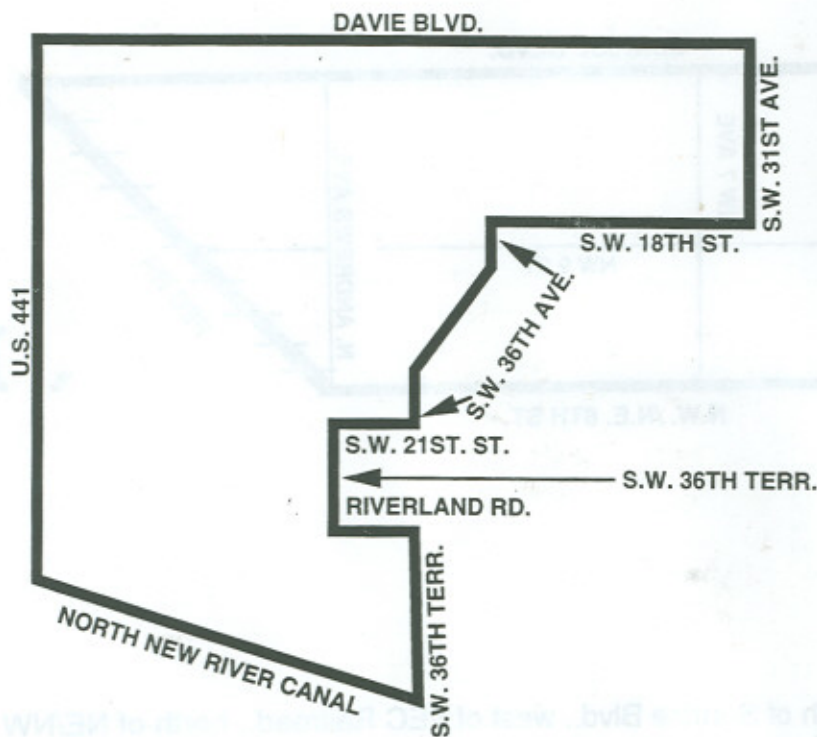
\* Former Starburst Areas

EFFECTIVE 1996-97



**CHOICE AREAS\***  
**STEPHEN FOSTER ELEMENTARY**  
3471 SW 22 STREET  
FORT LAUDERDALE, FLORIDA 33312  
797-4280

**ASSIGNED TO STEPHEN FOSTER ELEMENTARY: CHOICE OF M.L. KING ELEMENTARY**



Student residing south of Davie Blvd., west of SW 31st Avenue, north of SW 18th Street, west of SW 36th Avenue, north of SW 21st Street, west of SW 36th Terrace, south of Riverland Road, west of SW 36th Terrace, north of North New River Canal and east of US 441, have the option to attend M.L. King Elementary school in the 1999/2000 school year.

\* Former Starburst Areas

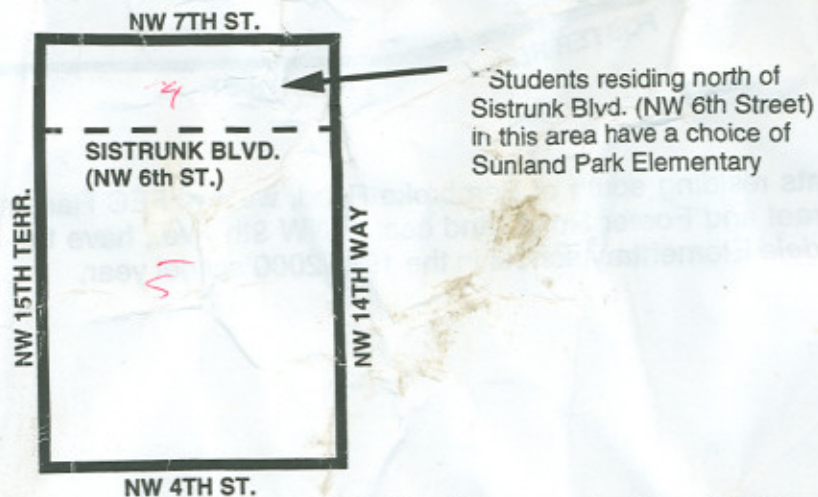
**CHOICE AREAS\***  
**HARBORDALE ELEMENTARY**  
 900 SE 15 STREET  
 FORT LAUDERDALE, FLORIDA 33316  
 765-6862

**ASSIGNED TO HARBORDALE ELEMENTARY: CHOICE OF BENNETT OR NORTH FORK ELEMENTARY OR SUNLAND PARK ELEMENTARY\***



Students residing south of NW 7th Street, west of NW 12th Avenue, north of NW 2nd Street, east of NW 14th Avenue, north of NW 4th Street and east of NW 14th Way, have the option to attend Bennett or North Fork Elementary School in the 1999/2000 school year.

**ASSIGNED TO HARBORDALE ELEMENTARY: CHOICE OF CROISSANT PARK OR NORTH FORK ELEMENTARY OR SUNLAND PARK ELEMENTARY\***



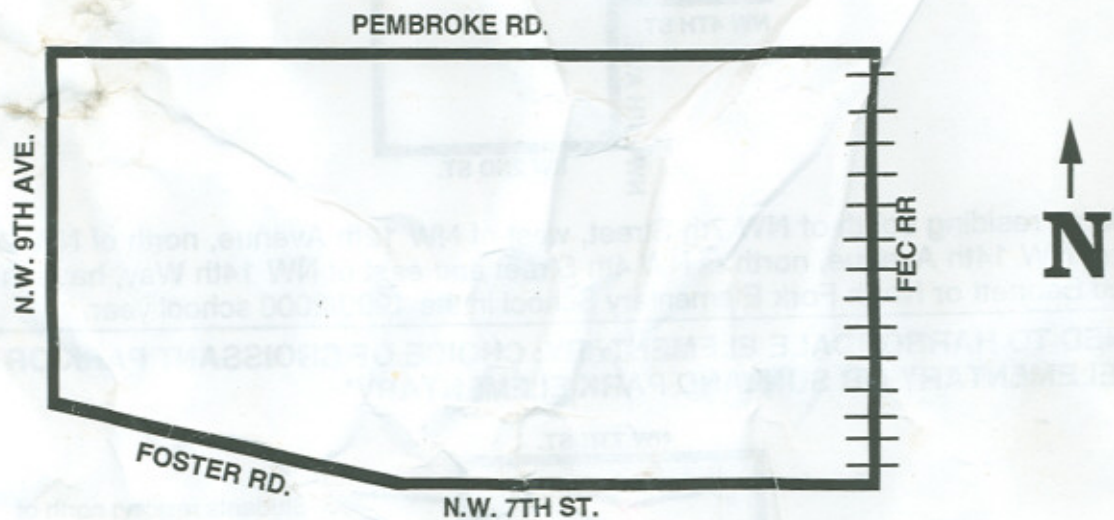
Students residing south of NW 7th Street, west of NW 14th Way, north of NW 4th Street, and east of NW 15th Terrace have the option to attend Croissant Park or North Fork Elementary School in the 1999/2000 school year.



## **CHOICE AREAS\***

**HOLLYWOOD CENTRAL ELEMENTARY**  
1700 MONROE STREET  
HOLLYWOOD, FLORIDA 33020  
926-0930

### **ASSIGNED TO HOLLYWOOD CENTRAL ELEMENTARY: CHOICE OF HALLANDALE ELEMENTARY**



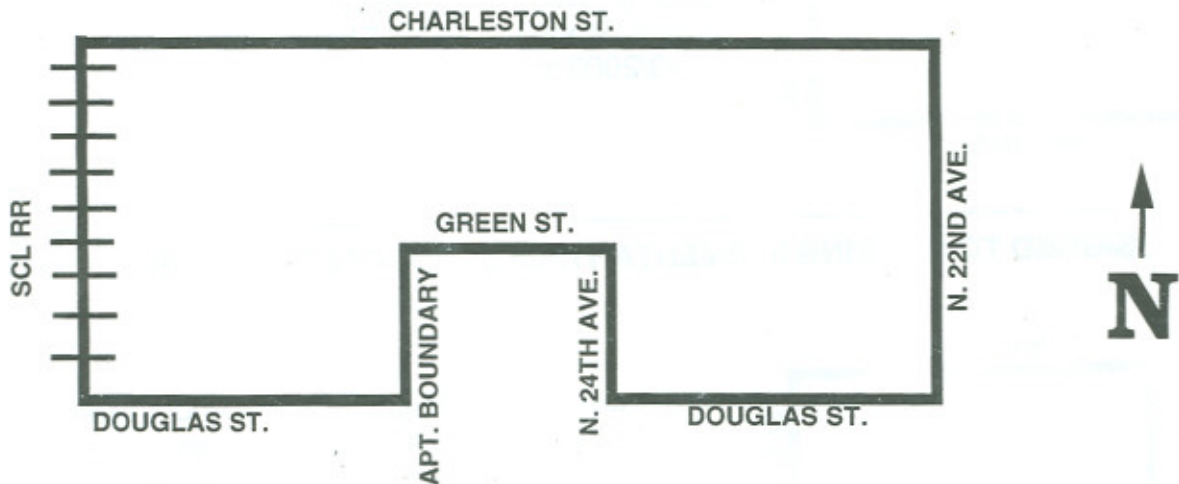
Students residing south of Pembroke Road, west of FEC Railroad., north of NW 7th Street and Foster Road, and east of NW 9th Ave., have the option to attend Hallandale Elementary school in the 1999/2000 school year.

\* Former Starburst Areas



**CHOICE AREAS\***  
**HOLLYWOOD HILLS ELEMENTARY**  
3501 TAFT STREET  
HOLLYWOOD, FLORIDA 33021  
985-2850

**ASSIGNED TO HOLLYWOOD HILLS ELEMENTARY: CHOICE OF OAKRIDGE  
ELEMENTARY OR BETHUNE ELEMENTARY (100 SEATS)**



Students residing east of the SCL Railroad, in the Hollywood Hills Elementary boundary area, have the option to attend Oakridge Elementary School in the 1999/2000 school year.

One hundred seats are reserved at Bethune Elementary for Kindergarten through fifth grade students who reside in the community\*.

\* East of Interstate 95, south of Charleston Street extended and Charleston Street, west of North 22nd Avenue, south of Farragut Street, west of the FEC Railroad; north of Sheridan Street.


\* Former Starburst Areas

EFFECTIVE 1996-97

## **CHOICE AREAS\***

**MARTIN LUTHER KING ELEMENTARY**  
591 NW 31 AVENUE  
FORT LAUDERDALE, FLORIDA 33311  
797-4380


### **ASSIGNED TO M.L. KING ELEMENTARY: CHOICE OF FOSTER ELEMENTARY**



Students residing south of Sunrise Blvd., west of NW 33rd Avenue, north of NW 8th Street., and east of NW 35th Avenue, have the option to attend Stephen Foster Elementary School in the 1999/2000 school year.




### **ASSIGNED TO M.L. KING ELEMENTARY: CHOICE OF FOSTER ELEMENTARY**



Students residing south of NW 6th Street, west of NW 27th Avenue, north of Broward Blvd., and east of NW 29th Avenue, have the option to attend Stephen Foster Elementary School in the 1999/2000 school year.

### **ASSIGNED TO M.L. KING ELEMENTARY: CHOICE OF PLANTATION PARK ELEMENTARY**

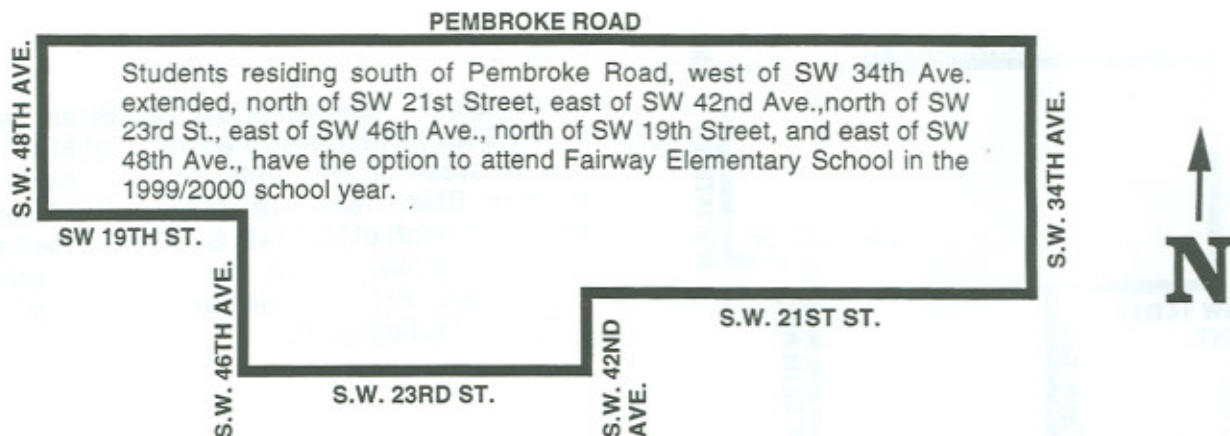


Students residing south of Sunrise Blvd., west of NW 35th Avenue, north of NW 8th Street, and east of US 441, have the option to attend Plantation Park Elementary School in the 1999/2000 school year.

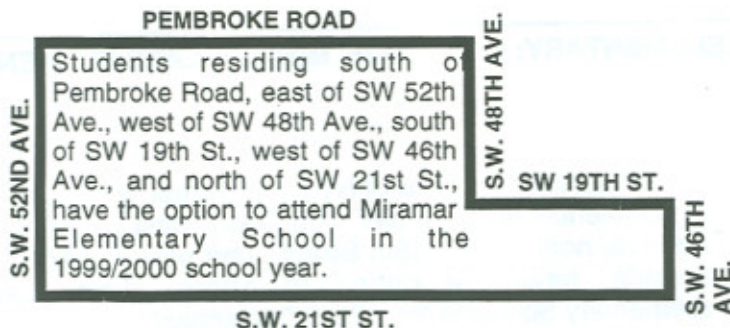
\* Former Starburst Areas

**CHOICE AREAS\***  
**LAKE FOREST ELEMENTARY**  
 3550 SW 48 AVENUE  
 HOLLYWOOD, FLORIDA 33023  
 985-2940

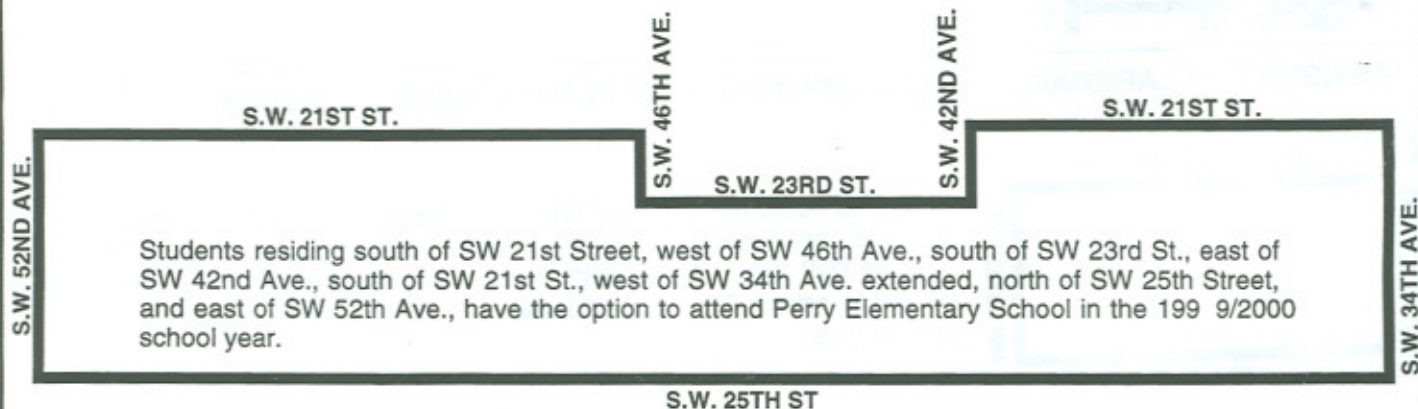
**ASSIGNED TO LAKE FOREST ELEMENTARY: CHOICE OF FAIRWAY ELEMENTARY**



**ASSIGNED TO LAKE FOREST ELEMENTARY: CHOICE OF MIRAMAR ELEMENTARY**



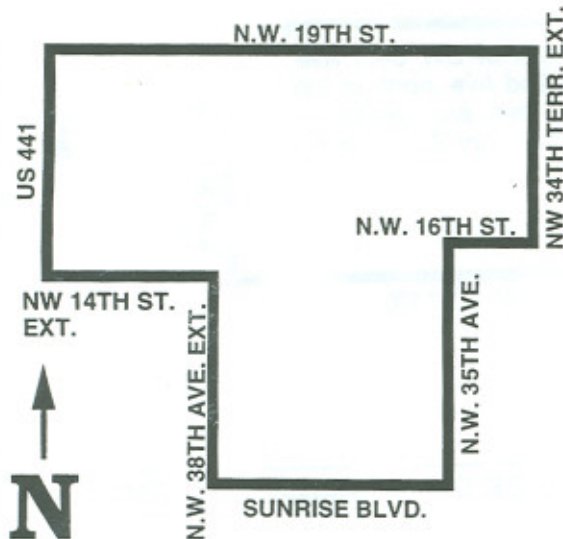
**ASSIGNED TO LAKE FOREST ELEMENTARY: CHOICE OF PERRY ELEMENTARY**





**CHOICE AREAS\***  
**LARKDALE ELEMENTARY**  
 3250 NW 12 PLACE  
 FORT LAUDERDALE, FLORIDA 33311  
 797-4690

**ASSIGNED TO LARKDALE ELEMENTARY: CHOICE OF LAUDERHILL, P.T. ELEMENTARY**




Students residing south of NW 19th Street, west of NW 34th Terrace extended, north of NW 16th Street, west of NW 35th Avenue, north of Sunrise Blvd., east of NW 38th Avenue extended, north of NW 14th Street extended and east of US 441, have the option to attend Lauderdale, P.T. Elementary School in the 1999/2000 school year.

**ASSIGNED TO LARKDALE ELEMENTARY: CHOICE OF MIRROR LAKE ELEMENTARY**



Students residing south of NW 19th Street, west of NW 32nd Avenue, south of NW 17th Court, west of NW 31st Avenue, north of NW 16th Street, and east of NW 33rd Avenue, have the option to attend Mirror Lake Elementary School in the 1999/2000 school year.

**ASSIGNED TO LARKDALE ELEMENTARY: CHOICE OF PLANTATION ELEMENTARY**



Students residing south of NW 19th Street, west of NW 33rd Avenue, north of NW 16th Street/NW 16th Street extended, and east of NW 34th Avenue/NW 34th Avenue extended, have the option to attend Plantation Elementary School in the 1999/2000 school year.

\* Former Starburst Areas

**CHOICE AREAS\***  
**LARKDALE ELEMENTARY**  
3250 NW 12 PLACE  
FORT LAUDERDALE, FLORIDA 33311  
797-4690

**ASSIGNED TO LARKDALE ELEMENTARY: CHOICE OF PETERS ELEMENTARY**

N.W. 29TH STREET

CANAL EAST OF  
N.W. 34TH TERRACE

Students residing east of a canal east of NW 34th Terr., south of NW 29th St., west of Martin Luther King (NW 31st Ave.), and north of NW 24th St. extended, have the option to attend Peters Elementary School in the 1999/2000 school year.

M.L. KING BLVD. (NW 31ST AVE.)



N.W. 24TH STREET EXT.

N.W. 19TH STREET

NW 32ND AVE. EXT.

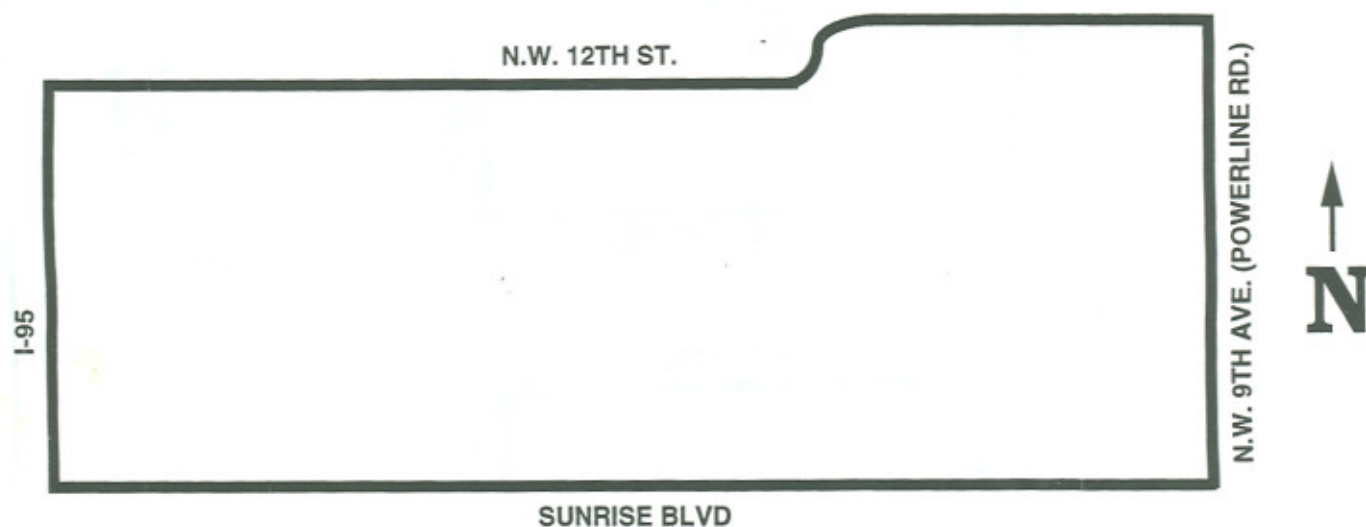
Students residing south of NW 19th Street, west of Martin Luther King Blvd. (NW 31st Ave.), north of NW 17th Court extended, and east of NW 32nd Ave. extended, have the option to attend Peters Elementary School in the 1999/2000 school year.

M.L. KING BLVD. (NW 31ST AVE.)

N.W. 17TH COURT EXT.

**CHOICE AREAS\***  
**LAUDERDALE MANORS ELEMENTARY**  
1400 NW 14 COURT  
FORT LAUDERDALE, FLORIDA 33311  
765-6882

**ASSIGNED TO LAUDERDALE MANORS ELEMENTARY:  
CHOICE OF SUNLAND PARK ELEMENTARY**



Students residing south of NW 12th Street extended and NW 12th Street, west of Powerline Road (NW 9th Avenue), north of West Sunrise Blvd., and east of Interstate 95, have the option to attend Sunland Park Elementary School in the 1999/2000 school year.



## **CHOICE AREAS\***

**LAUDERHILL PAUL TURNER ELEMENTARY**  
4747 NW 14 STREET  
LAUDERHILL, FLORIDA 33313  
497-3830

**ASSIGNED TO LAUDERHILL PAUL TURNER ELEMENTARY:  
CHOICE OF ROYAL PALM ELEMENTARY**

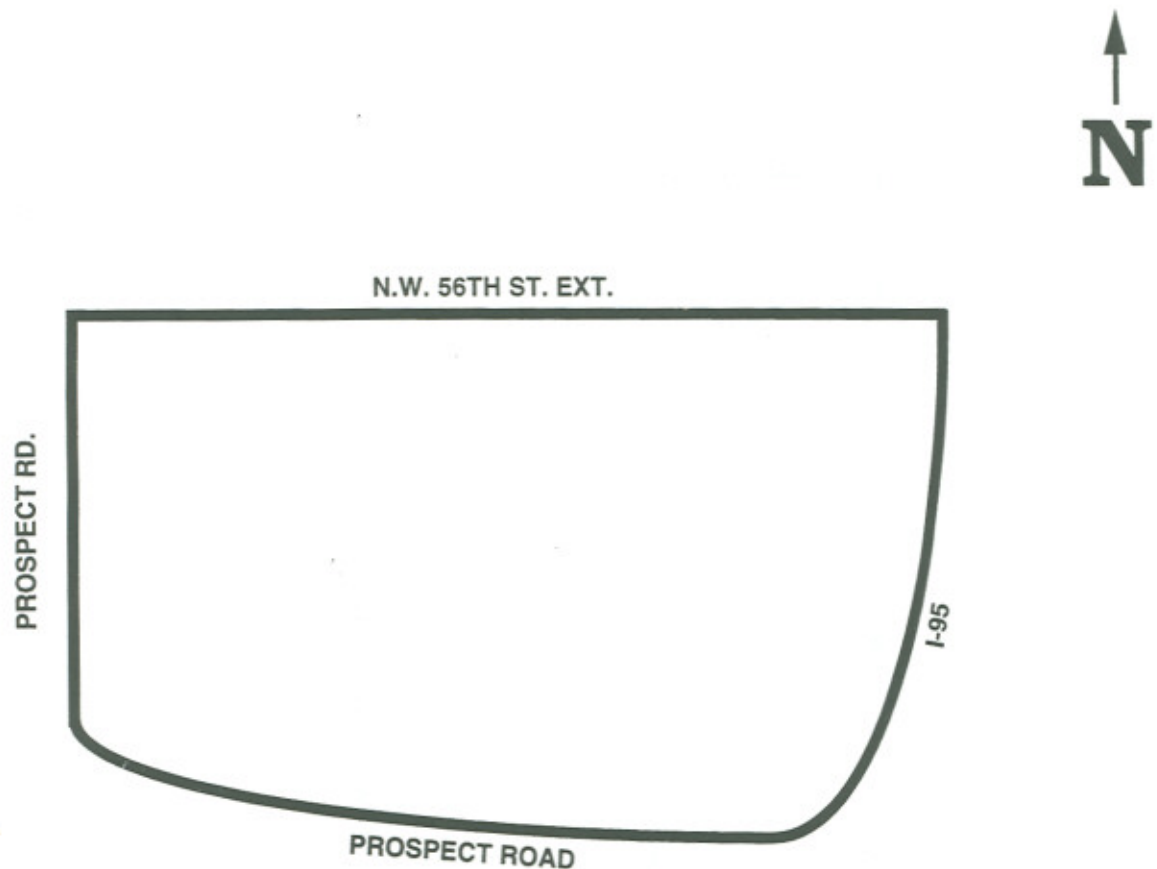


Students residing south of West Oakland Park Blvd., east of NW 56th Avenue, north of NW 22nd St., east of NW 55th Ave., north of NW 21st St., and west of the Florida Turnpike, have the option to attend Royal Palm Elementary school in the 1999/2000 school year.

\* Former Starburst Areas

**CHOICE AREAS\***  
**LLOYD ESTATES ELEMENTARY**  
750 NW 41 STREET  
OAKLAND PARK, FLORIDA 33309  
390-0780

**ASSIGNED TO LLOYD ESTATES ELEMENTARY: CHOICE OF ROCK ISLAND ELEMENTARY**



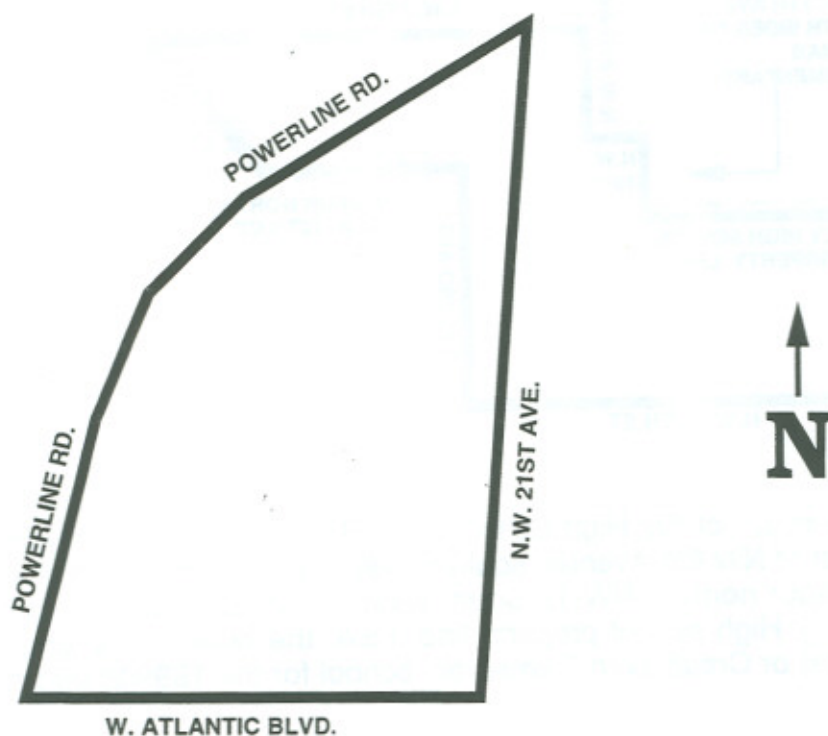
Students residing south of NW 56th Street, east of Prospect Road, north of Prospect Road and west of Interstate 95, have the option to attend Rock Island Elementary school in the 1999/2000 school year.

\* Former Starburst Areas

EFFECTIVE 1996-97

**CHOICE AREAS\***  
**MARKHAM ELEMENTARY**  
1501 NW 15 AVENUE  
POMPANO BEACH, FLORIDA 33060  
977-2237

**ASSIGNED TO MARKHAM ELEMENTARY: CHOICE OF MARGATE ELEMENTARY**



Students who reside east and south of Powerline Road, west of NW 21st Avenue and north of W. Atlantic Blvd., have the option to attend Margate Elementary school for the 1999/2000 school year.

\* Former Starburst Areas

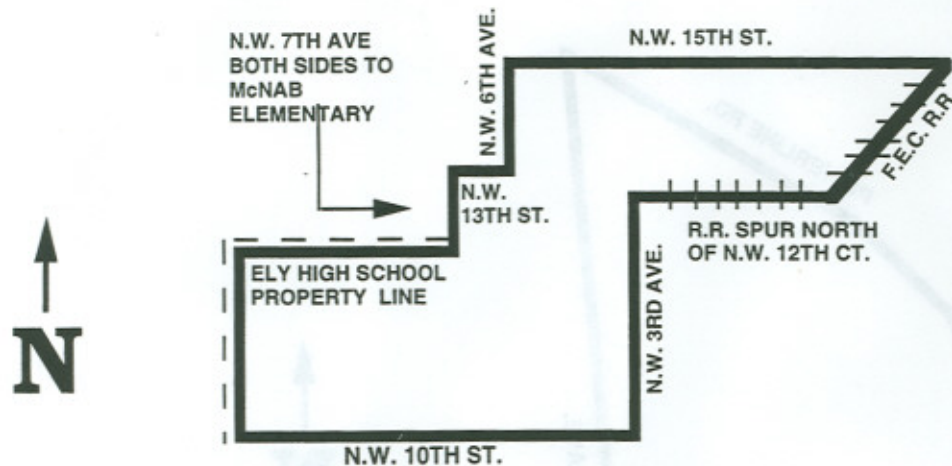
EFFECTIVE 1995-96



## CHOICE AREAS\*

McNAB ELEMENTARY  
1350 SE 9 AVENUE  
POMPANO BEACH, FLORIDA 33060  
786-3515

### ASSIGNED TO McNAB ELEMENTARY: CHOICE OF CRESTHAVEN ELEMENTARY OR SANDERS PARK ELEMENTARY (150 SEATS)

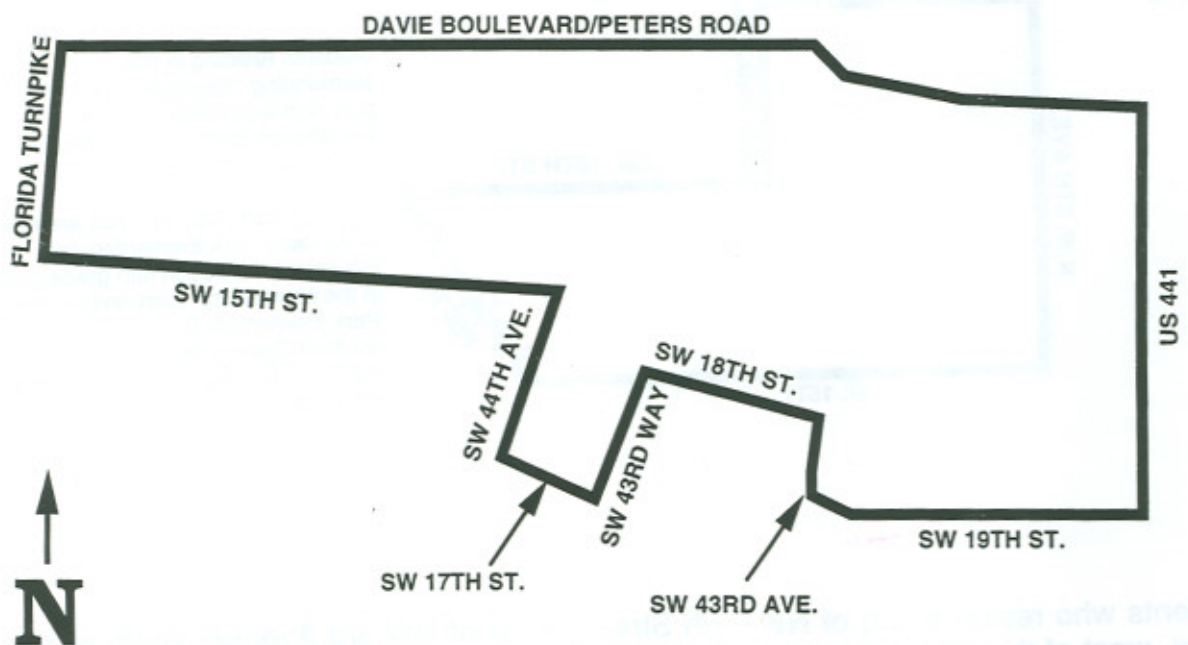


Students who reside south of Ely High School property line, east of 7th Avenue, south of NW 13th Street, east of NW 6th Avenue, south of NW 15th Street, west of the FEC railroad, north of the railroad spur north of NW 12 Court, west of NW 3rd Avenue, north of NW 10th Street, and east of Ely High school property line, have the option to attend Sanders Park Elementary (150 seats) or Cresthaven Elementary school for the 1999/2000 school year.

One hundred and fifty seats are reserved at Sanders Park Elementary for kindergarten through fifth grade students in the community \*surrounding Sanders Park Elementary School \*East of I-95, south of Copans Road, west of the FEC Railroad and north of Atlantic Blvd.

**CHOICE AREAS\***  
**MEADOWBROOK ELEMENTARY**  
2300 SW 46 AVENUE  
FORT LAUDERDALE, FLORIDA 33317  
797-4270

**ASSIGNED TO MEADOWBROOK ELEMENTARY:  
CHOICE OF BROWARD ESTATES ELEMENTARY**

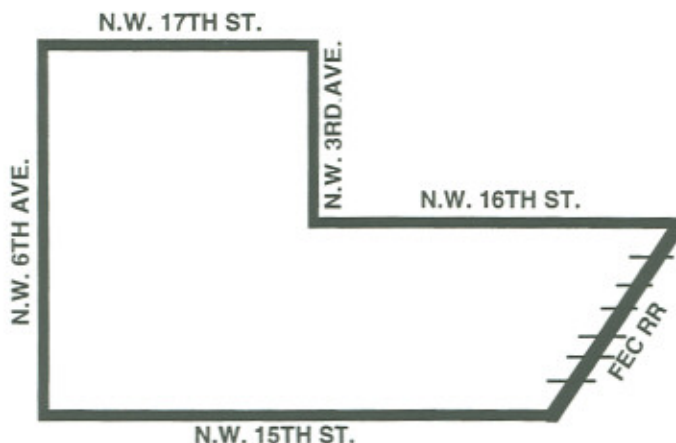


Students residing south of Davie Blvd./Peters Road, west of US 441, north of SW 19th Street, east of SW 43rd Avenue north of SW 18th Street, west of SW 43rd Way, north of SW 17th Street, east of SW 44th Avenue, north of SW 15th Street and east of the Florida Turnpike, have the option to attend Broward Estates Elementary School in the 1999/2000 school year.

\* Former Starburst Areas

**CHOICE AREAS\***  
**NORCREST ELEMENTARY**  
3951 NE 16 AVENUE  
POMPANO BEACH, FLORIDA 33064  
786-3720

**ASSIGNED TO NORCREST ELEMENTARY: CHOICE OF McNAB,  
CRESTHAVEN OR SANDERS PARK (150 SEATS) ELEMENTARY**



Students residing in the community surrounding \*Sanders Park Elementary may choose to attend the assigned school, Cresthaven Elementary or McNab Elementary School.

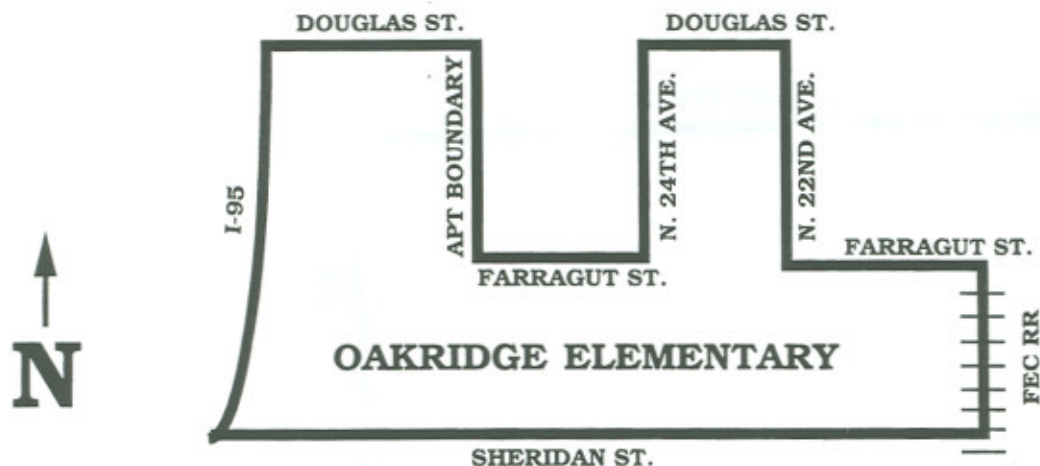
One hundred and fifty seats are reserved at Sanders Park Elementary for kindergarten through fifth grade students in the community\* surrounding Sanders Park Elementary School. \*East of I-95, south of Copans Road, west of the F.E.C. Railroad and north of Atlantic Boulevard.

Students who reside south of NW 17th Street , west of NW 3rd Avenue, south of NW 16th Street, west of the FEC railroad, north of NW 15th Street and east of NW 6th Avenue, have the option to attend Sanders Park (150 seats), McNab or Cresthaven Elementary schools for the 1999/2000 school year.



**CHOICE AREAS\***  
**OAKRIDGE ELEMENTARY**  
1507 N. 28 AVENUE  
HOLLYWOOD, FLORIDA 33020  
926-0940

**ASSIGNED TO OAKRIDGE ELEMENTARY: CHOICE OF BETHUNE ELEMENTARY  
(100 SEATS)**

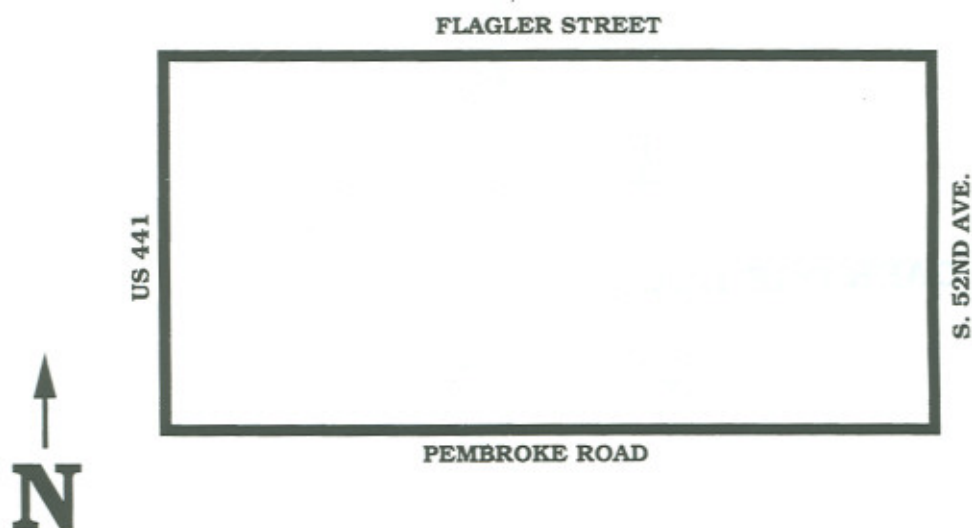


One hundred seats are reserved Bethune Elementary for Kindergarten through fifth grade students who reside in the community\*.

\* East of Interstate 95, south of Charleston Street extended and Charleston Street, west of North 22nd Avenue, south of Farragut Street, west of the FEC Railroad; north of Sheridan Street.

**CHOICE AREAS\***  
**ORANGE BROOK ELEMENTARY**  
715 S. 46 AVENUE  
HOLLYWOOD, FLORIDA 33021  
985-2920

**ASSIGNED TO ORANGE BROOK ELEMENTARY: CHOICE OF A.C. PERRY ELEMENTARY**

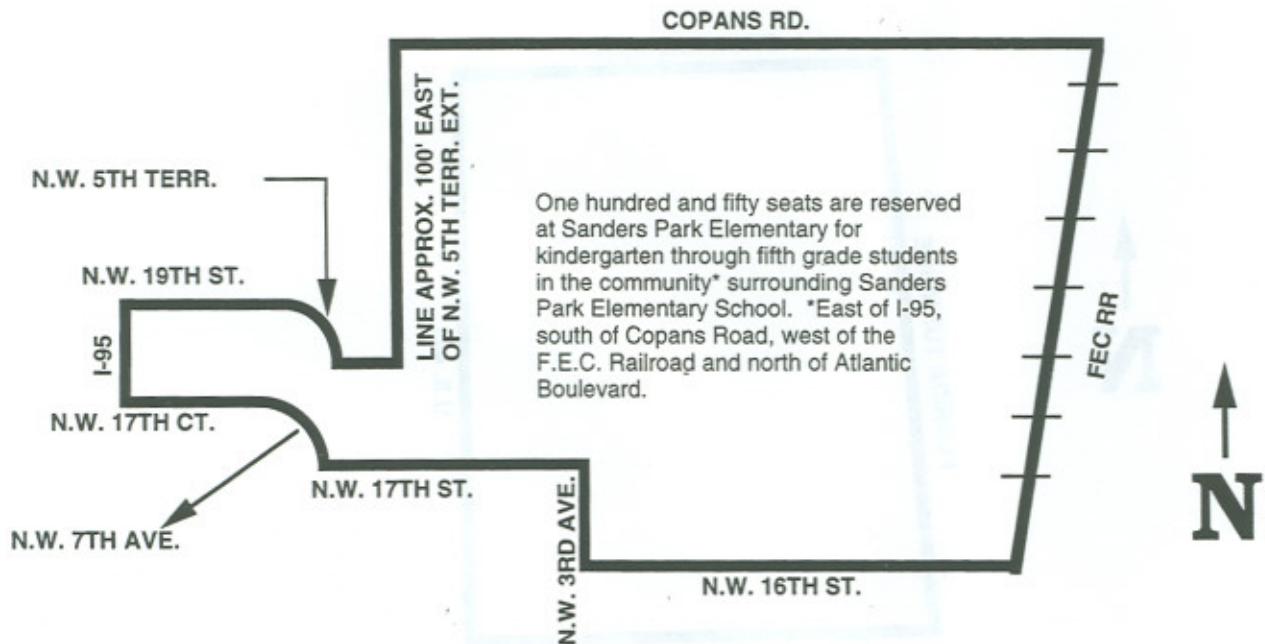


Students residing south of Flagler Street, west of S. 52nd Avenue, north of Pembroke Road and east of U.S. 441, have the option to attend A.C. Perry Elementary School in the 1999/2000 school year.

\* Former Starburst Areas

**CHOICE AREAS\***  
**PALMVIEW ELEMENTARY**  
2601 NE 1 AVENUE  
POMPANO BEACH, FLORIDA 33064  
786-3788

**PALMVIEW ELEMENTARY: CHOICE OF SANDERS PARK (150 SEATS), McNAB OR  
CRESTHAVEN ELEMENTARY**



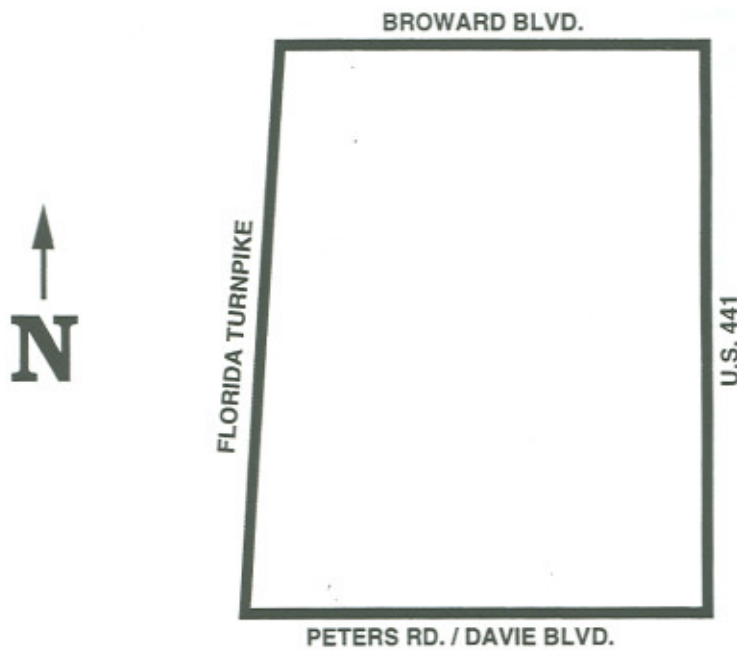
Students who reside south of Copans Road, west of the FEC railroad, north of NW 16th Street, east of NW 3rd Avenue, north of NW 17th Street, northeast of NW 7th Avenue, north of NW 17th Court, east of I-95, south of NW 19th Street, south and west of NW 5th Terrace and east of a line approximately 100' east of NW 5th Terrace extended, have the option to attend Sanders Park (150 seats), McNab or Cresthaven Elementary school for the 1999/2000 school year.

\* Former Starburst Areas



**CHOICE AREAS\***  
**PLANTATION PARK ELEMENTARY**  
875 SW 54 AVENUE  
PLANTATION, FLORIDA 33317  
797-4320

**ASSIGNED TO PLANTATION PARK ELEMENTARY: CHOICE OF BROWARD ESTATES ELEMENTARY**



Students residing south of Broward Blvd., west of US 441, north of Peters Road/Davie Blvd. and east of the Florida Turnpike, have the option to attend Broward Estates Elementary School in the 1999/2000 school year.

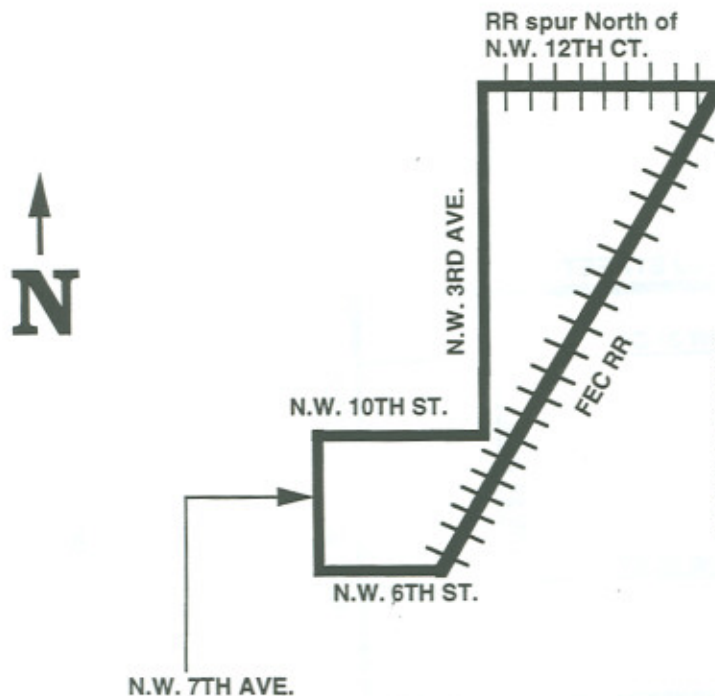
\* Former Starburst Areas

EFFECTIVE 1995-96

## CHOICE AREAS\*

POMPANO BEACH ELEMENTARY  
700 NE 13 AVENUE  
POMPANO BEACH, FLORIDA 33060  
786-3700

### POMPANO BEACH ELEMENTARY: CHOICE OF SANDERS PARK (150 SEATS), McNAB OR CRESTHAVEN ELEMENTARY



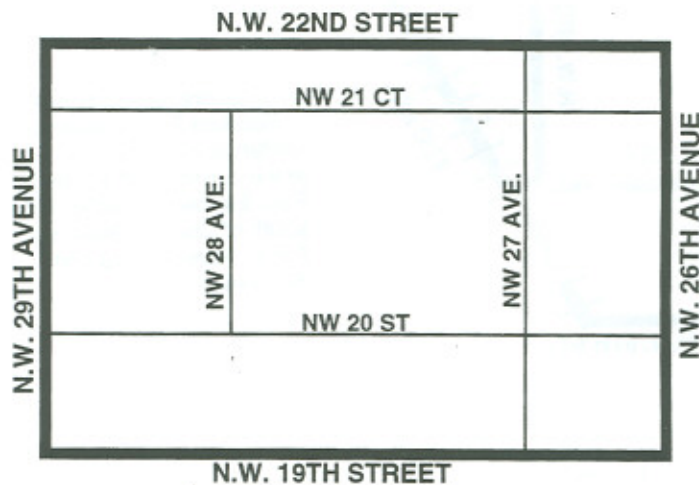
One hundred and fifty seats are reserved at Sanders Park Elementary for kindergarten through fifth grade students in the community\* surrounding Sanders Park Elementary School. \*East of I-95, south of Copans Road, west of the F.E.C. Railroad and north of Atlantic Boulevard.

Students who reside south of the railroad spur north of NW 12th Court, west of the FEC railroad, north of the NW 6th Street, east of NW 7th Avenue (both sides), south of NW 10th Street and east of NW 3rd Avenue, have the option to attend Sanders Park Elementary (150 seats), McNab Elementary or Cresthaven Elementary schools for the 1999/2000 school year.

\* Former Starburst Areas

**CHOICE AREAS\***  
**ROCK ISLAND ELEMENTARY**  
2301 NW 26 STREET  
OAKLAND PARK, FLORIDA 33311  
497-3940

**ASSIGNED TO ROCK ISLAND ELEMENTARY: CHOICE OF LLOYD ESTATES ELEMENTARY**




Students residing south of NW 22nd Street, east of NW 29th Avenue, north of NW 19th Street and west of NW 26th Avenue, have the option to attend Lloyd Estates Elementary School in the 1999/2000 school year.



## **CHOICE AREAS\***

**SHERIDAN HILLS ELEMENTARY**  
5001 THOMAS STREET  
HOLLYWOOD, FLORIDA 33021  
985-3040

**ASSIGNED TO SHERIDAN HILLS ELEMENTARY: CHOICE OF OAKRIDGE ELEMENTARY  
OR BETHUNE ELEMENTARY (100 SEATS RESERVED)**



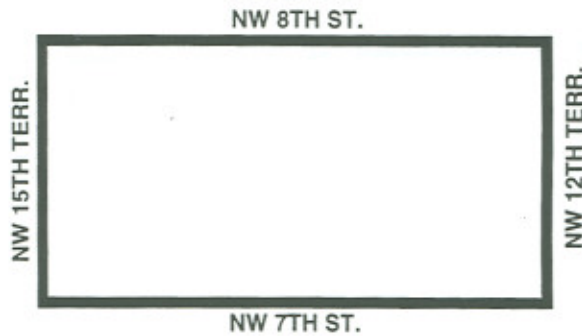
Students residing south of Green Street, west of N. 24th Ave., north of Farragut Street, and east of the west property line of Crystal Lakes Apt., have the option to attend Oakridge Elementary School in the 1999/2000 school year.

One hundred seats are reserved at Bethune Elementary for Kindergarten through fifth grade students who reside in the community\*.

\* East of Interstate 95, south of Charleston Street extended and Charleston Street, west of North 22nd Avenue, south of Farragut Street, west of the FEC Railroad; north of Sheridan Street.


**CHOICE AREAS\***  
**SUNLAND PARK ELEMENTARY**  
919 NW 13 AVENUE  
FORT LAUDERDALE, FLORIDA 33311  
765-6890

**ASSIGNED TO SUNLAND PARK ELEMENTARY:  
CHOICE OF CROISSANT PARK ELEMENTARY**



Students residing south of NW 8th Street, west of NW 12th Terrace, north of NW 7th Street., and east of NW 15th Terrace., have the option to attend Croissant Park Elementary School in the 1999/2000 school year.

**ASSIGNED TO SUNLAND PARK ELEMENTARY :  
CHOICE OF HARBORDALE ELEMENTARY**



Students residing south of NW 8th Street, west of NW 10th Terrace, north of NW 7th Street., and east of NW 12th Terrace., have the option to attend Harbordale Elementary School in the 1999/2000 school year.

\* Former Starburst Areas

**CHOICE AREAS\***  
**VILLAGE ELEMENTARY**  
2100 NW 70 AVENUE  
SUNRISE, FLORIDA 33313  
572-1200

**ASSIGNED TO VILLAGE ELEMENTARY: CHOICE OF LARKDALE ELEMENTARY**



Students residing south of NW 19th Street, east of Sunrise/Plantation City Limits, north of Sunrise Blvd. and west of the canal between NW 60th Ave. and Sunset Strip, have the option to attend Larkdale Elementary School in the 1999/2000 school year.



## **CHOICE AREAS\***

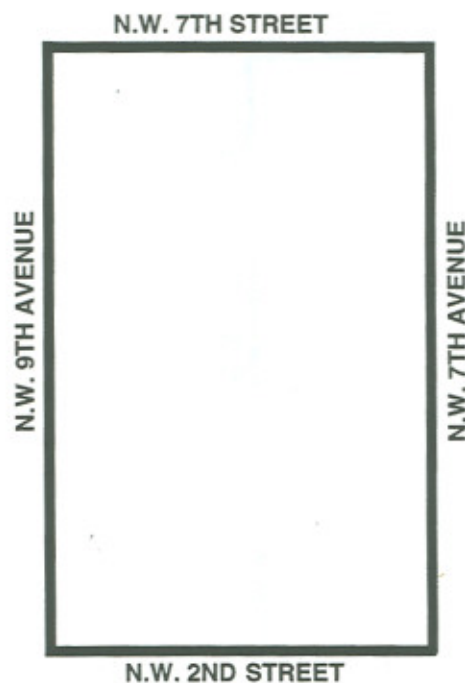
### **WALKER ELEMENTARY**

1001 NW 4 STREET

FORT LAUDERDALE, FLORIDA 33311

765-6878

#### **ASSIGNED TO WALKER ELEMENTARY: CHOICE OF BAYVIEW ELEMENTARY**



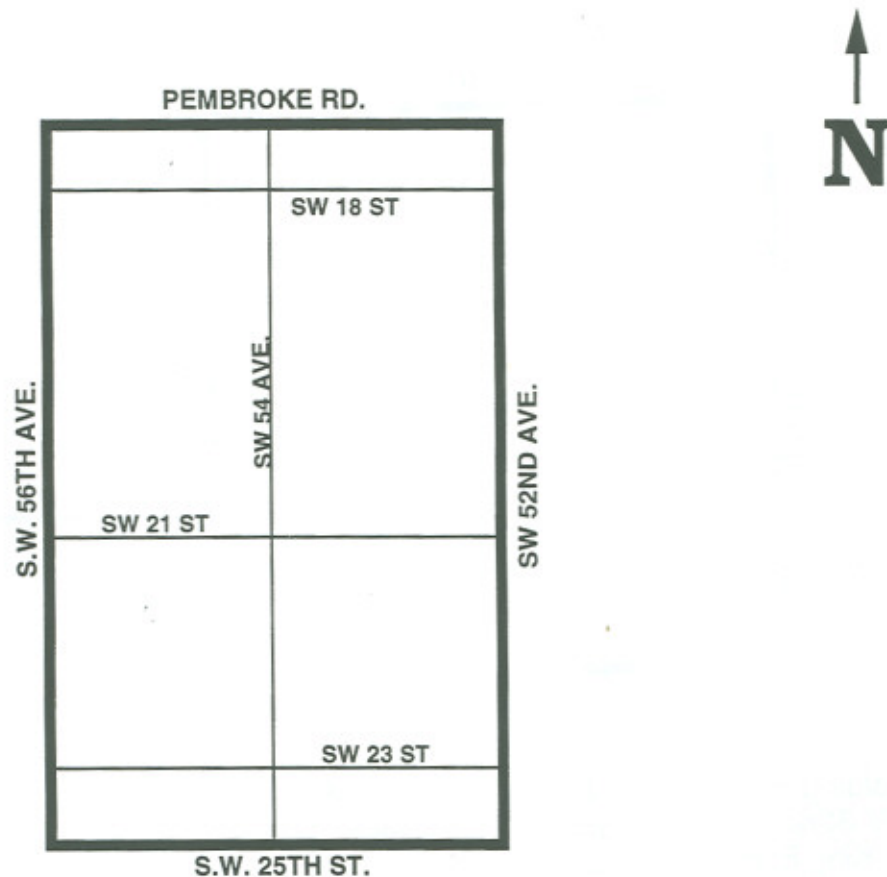
Students residing south of NW 7th St., west of NW 7th Ave., north of NW 2nd Street, and east of NW 9th Ave., have the option to attend Bayview Elementary school in the 1999/2000 school year.

\* Former Starburst Areas

EFFECTIVE 1996-97

**CHOICE AREAS\***  
**WATKINS ELEMENTARY**  
3601 SW 56 AVENUE  
HOLLYWOOD, FLORIDA 33023  
985-2960

**ASSIGNED TO WATKINS ELEMENTARY: CHOICE OF MIRAMAR ELEMENTARY**



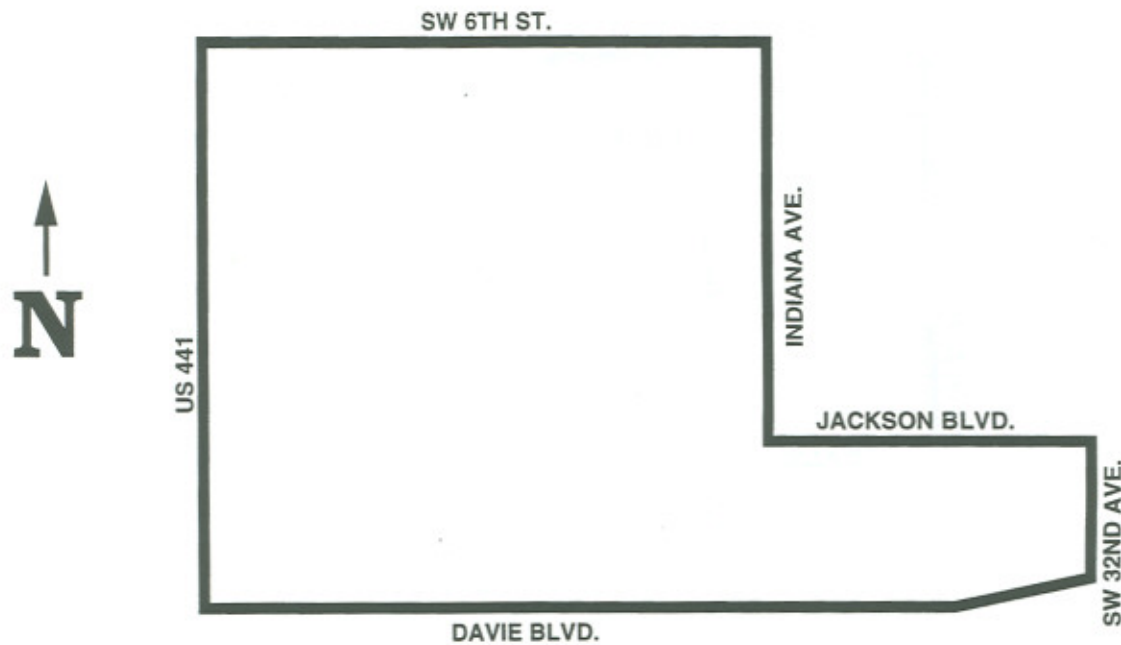
Students residing south of Pembroke Road, west of SW 52nd Ave. , north of SW 25th Street, and east of SW 56th Ave., have the option to attend Miramar Elementary School in the 1999/2000 school year.

\* Former Starburst Areas

## **CHOICE AREAS\***

**WESTWOOD HEIGHTS ELEMENTARY**  
2861 SW 9 STREET  
FORT LAUDERDALE, FLORIDA 33312  
797-4340

### **ASSIGNED TO WESTWOOD HEIGHTS ELEMENTARY: CHOICE OF M.L. KING ELEMENTARY**



Student residing south of SW 6th Street, west of Indiana Avenue, south of Jackson Blvd., west of SW 32nd Avenue, north of Davie Blvd., and east of US 441, have the option to attend M.L. King Elementary school in the 1999/2000 school year.

\* Former Starburst Areas

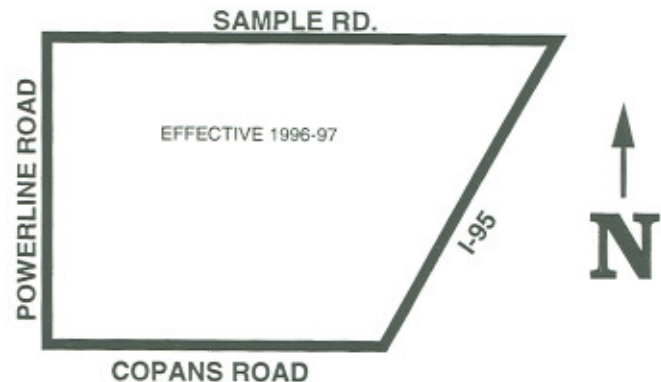
EFFECTIVE 1995-96



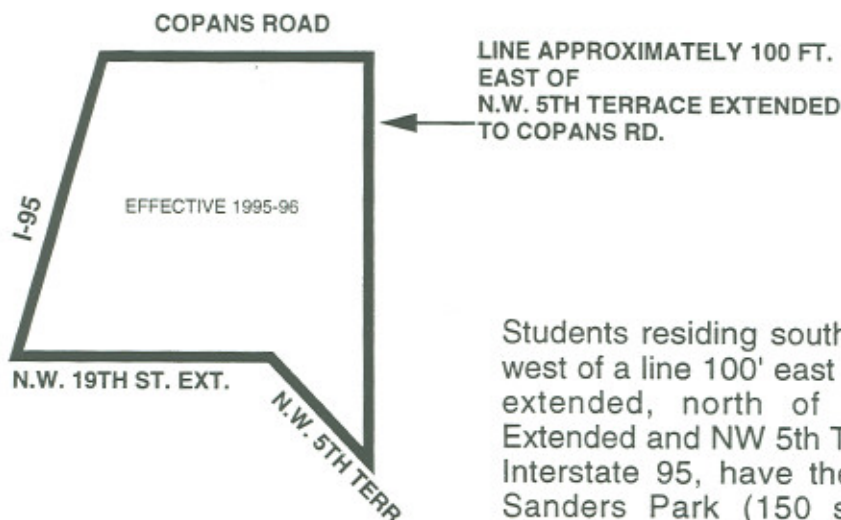
**CHOICE AREAS\***  
**WINSTON PARK ELEMENTARY**  
4000 WINSTON PARK BLVD.  
COCONUT CREEK, FLORIDA 33073  
481-5685

**ASSIGNED TO WINSTON PARK ELEMENTARY: CHOICE OF MARKHAM ELEMENTARY**

Students residing south of Sample Road, west of interstate 95, north of Copans Road and east of Powerline Road, have the option to attend Markham Elementary School in the 1999/2000 school year.



**ASSIGNED TO WINSTON PARK ELEMENTARY: CHOICE SANDERS PARK (150 SEATS), McNAB OR CRESTHAVEN ELEMENTARY**



Students residing south of Copans Road, west of a line 100' east of NW 5th Terrace extended, north of NW 19th Street Extended and NW 5th Terrace and east of Interstate 95, have the option to attend Sanders Park (150 seats), McNab or Cresthaven Elementary School in the 1999/2000 school year.

One hundred and fifty seats are reserved at Sanders Park Elementary for Kindergarten through fifth grade students in the community\* surrounding Sanders Park Elementary School. East of I-95, south of Copans Road, west of the FEC Railroad and north of Atlantic Boulevard.

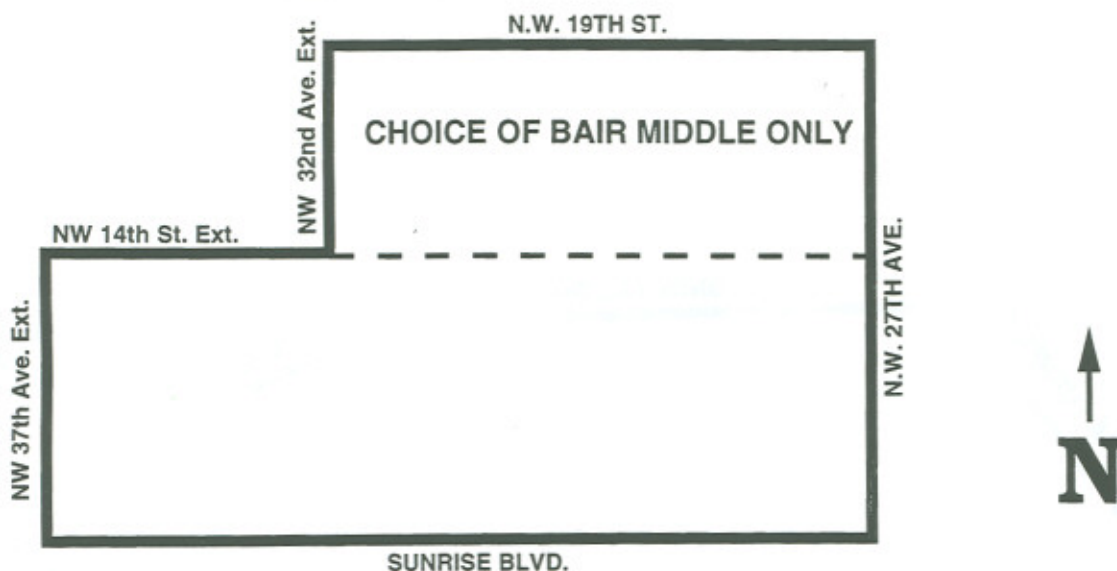
\* Former Starburst Areas

# MIDDLE SCHOOLS

## **CHOICE AREAS\***

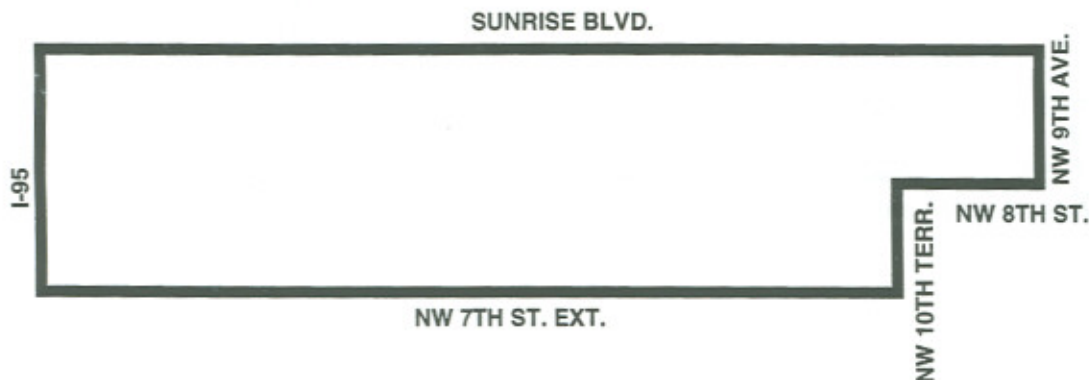
**WILLIAM E. DANDY MIDDLE**  
2400 NW 26 STREET  
FORT LAUDERDALE, FLORIDA 33311  
497-1875

### **ASSIGNED TO WILLIAM E. DANDY MIDDLE: CHOICE OF BAIR OR PLANTATION MIDDLE**



Students residing south of NW 19th Street, west of NW 27th Ave., north of Sunrise Blvd., and east of NW 37th Ave. extended, south of NW 14th St. extended and east of NW 32nd Ave. extended, have the option to attend Bair Middle School in the 1999/2000 school year; students residing in this area and south of NW 14th St. and NW 14th St. extended have the option to attend Plantation Middle School.

### **ASSIGNED TO WILLIAM E. DANDY MIDDLE: CHOICE OF RICKARDS MIDDLE**



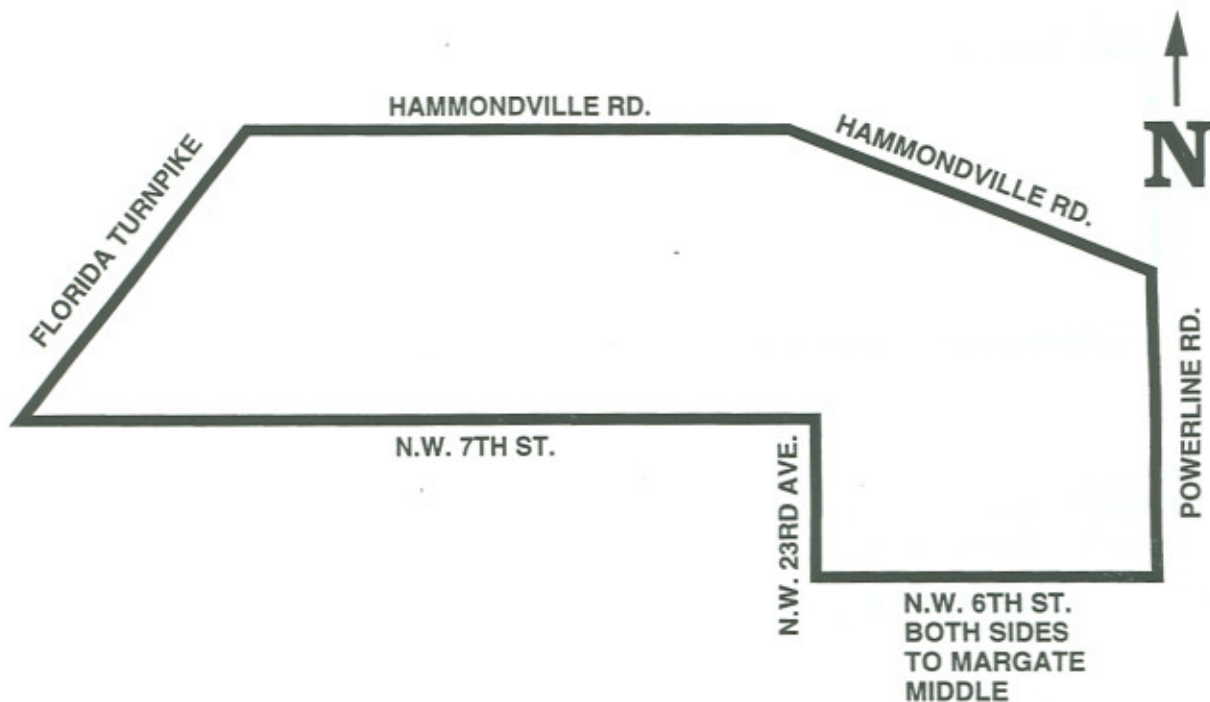
Students residing south of West Sunrise Blvd., west of NW 9th Ave, north of NW 8th St., west of NW 10th Terr., north of NW 7th St. and east of Interstate 95, have the option to attend Rickards Middle School in the 1999/2000 school year.

\* Former Starburst Areas



**CHOICE AREAS\***  
**FOREST GLEN MIDDLE**  
6501 TURTLE RUN BOULEVARD  
CORAL SPRINGS, FLORIDA 33067  
345-4970

**ASSIGNED TO FOREST GLEN MIDDLE: CHOICE OF POMPANO BEACH MIDDLE**



Students residing south of Hammondville Road, west of Powerline Road, north of NW 6th St., east of NW 23rd Ave. ext., north of NW 7th Street and NW 7th Street extended, and east of the Florida Turnpike, have the option to attend Pompano Beach Middle School in the 1999/2000 school year.

\* Former Starburst Areas

EFFECTIVE 1996-97

**CHOICE AREAS\***  
**MARGATE MIDDLE**  
500 NW 65 AVENUE  
MARGATE, FLORIDA 33063  
977-2277

**ASSIGNED TO MARGATE MIDDLE: CHOICE OF POMPANO BEACH MIDDLE**




Students residing south of NW 7th Street west of NW 23rd Ave. extended, south of NW 6th St., east of Powerline Rd., south of Hammondville Rd., west of the SCL railroad, north of West Atlantic Blvd., and east of the Florida Turnpike, have the option to attend Pompano Beach Middle School in the 1999/2000 school year.

\* Former Starburst Areas

**CHOICE AREAS\***  
**McNICOL MIDDLE**  
1411 S. 28 AVENUE  
HOLLYWOOD, FLORIDA 33020  
926-0975

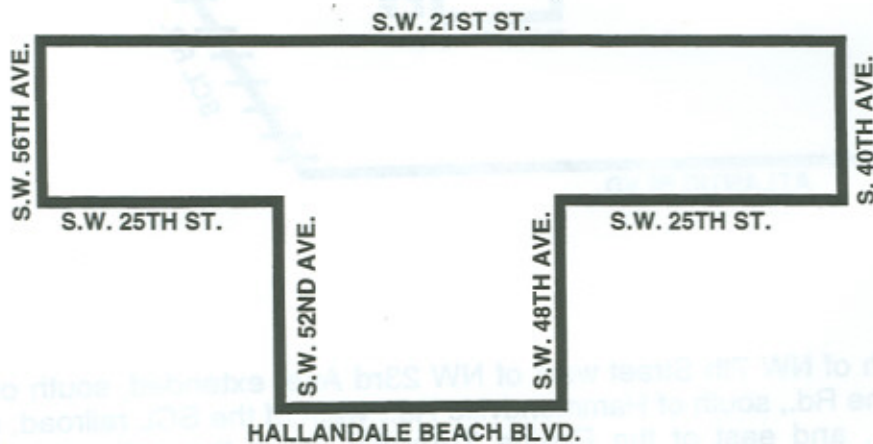
**ASSIGNED TO McNICOL MIDDLE: CHOICE OF PERRY MIDDLE**



Students residing south of Pembroke Rd., west of SW 40th Ave., north of SW 21st St., and east of U.S. 441 have the option to attend Perry Middle School in the 1999/2000 school year.



**ASSIGNED TO McNICOL MIDDLE: CHOICE OF PINES MIDDLE**



Students residing south of SW 21st St., east of SW 40th Ave., north of SW 25th St., west of SW 48th Ave., north of Hallandale Beach Blvd., east of SW 52nd Ave., north of SW 25th St., and east of SW 56th Ave., have the option to attend Pines Middle School in the 1999/2000 school year.

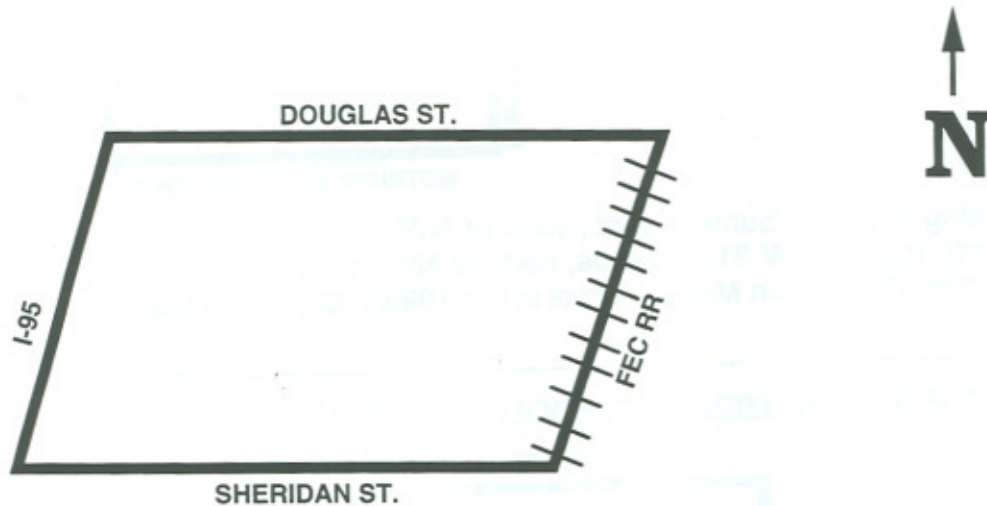
NOTE: McNicol Middle School has a year-round multi-track educational calendar. Contact the school for more information.

\* Former Starburst Areas



**CHOICE AREAS\***  
OLSEN MIDDLE  
330 SE 11 STREET  
DANIA, FLORIDA 33004  
926-0950

**ASSIGNED TO OLSEN MIDDLE: CHOICE OF ATTUCKS MIDDLE**

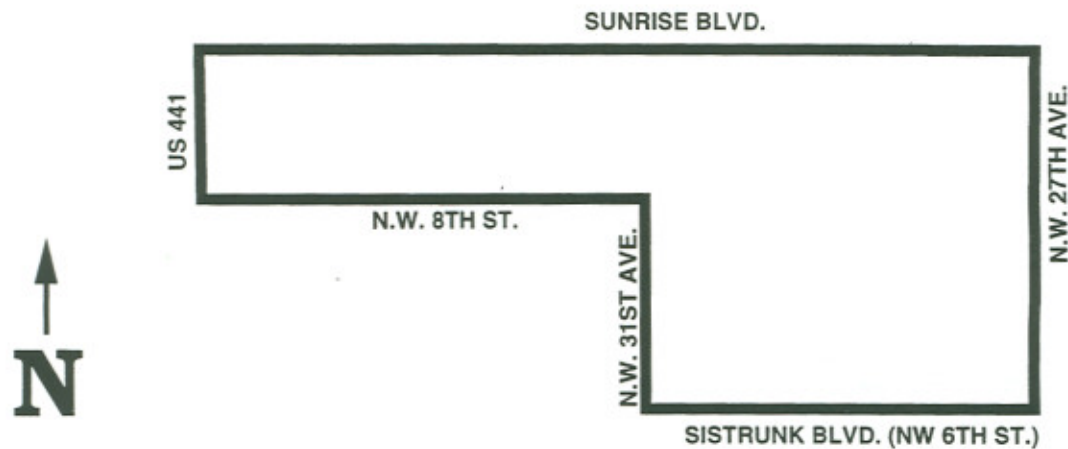


Students who reside south of Douglas St. extended and Douglas St., west of the FEC Railroad, north of Sheridan St., and east of Interstate 95, have the choice to attend Attucks Middle School in the 1999/2000 school year.

\* Former Starburst Areas

**CHOICE AREAS\***  
**PARKWAY MIDDLE**  
3600 NW 5 COURT  
FORT LAUDERDALE, FLORIDA 33311  
797-4550

**ASSIGNED TO PARKWAY MIDDLE SCHOOL: CHOICE OF PLANTATION MIDDLE SCHOOL**



Students residing south of Sunrise Blvd., west of NW 27th Avenue, north of Sistrunk Blvd. (NW 6th Street), east of NW 31st Avenue, north of NW 8th Street and east of US 441, have the option to attend Plantation Middle school in the 1999/2000 school year.

**ASSIGNED TO PARKWAY MIDDLE SCHOOL: CHOICE OF SEMINOLE MIDDLE SCHOOL**




Students residing south of NW 8th Street, west of NW 31st Avenue, north of Sistrunk Blvd. (NW 6th Street), and east of US 441, have the option to attend Seminole Middle school in the 1999/2000 school year.

## **CHOICE AREAS\***

**SUNRISE MIDDLE**  
1750 NE 14 STREET  
FORT LAUDERDALE, FLORIDA 33304  
765-6785

### **ASSIGNED TO SUNRISE MIDDLE: CHOICE OF RICKARDS MIDDLE**



Students residing south of West Sunrise Blvd., west of the FEC Railroad, north of NE/NW 8th St., and east of NW 9th Ave., have the option to attend Rickards Middle School in the 1999/2000 school year.

\* Former Starburst Areas

EFFECTIVE 1996-97



# HIGH SCHOOLS

**CHOICE AREAS\***  
**BOYD ANDERSON HIGH**  
3050 NW 41 STREET  
LAUDERDALE LAKES, FLORIDA 33309  
497-3800

**ASSIGNED TO BOYD ANDERSON HIGH: CHOICE OF NORTHEAST HIGH**




High school students who reside south of West Oakland Park Blvd., west of Interstate 95, north of NW 19th St., and east of Martin Luther King Blvd. (NW 31st Ave.), have the option to attend Northeast High School in the 1999/2000 school year.

**ATHLETIC ELIGIBILITY** - A student shall be eligible in the school in which he or she first enrolls each school year, or makes himself or herself a candidate for an athletic team by engaging in a practice prior to enrolling in any member school. The student shall be eligible in that school so long as he or she remains enrolled in that school.

**CHOICE AREAS\***  
**COCONUT CREEK HIGH**  
1400 NW 44 AVENUE  
COCONUT CREEK, FLORIDA 33066  
977-2100

**ASSIGNED TO COCONUT CREEK HIGH: CHOICE OF ELY HIGH**



High school students residing south of NW 7th St. extended, west of Powerline Rd., north of Atlantic Blvd., and east of the Florida Turnpike, have the option to attend Ely High in the 1999/2000 school year.


**ATHLETIC ELIGIBILITY** - A student shall be eligible in the school in which he or she first enrolls each school year, or makes himself or herself a candidate for an athletic team by engaging in a practice prior to enrolling in any member school. The student shall be eligible in that school so long as he or she remains enrolled in that school.



## CHOICE AREAS\*

DILLARD HIGH  
2501 NW 11 STREET  
PLANTATION, FLORIDA 33311  
797-4800


### ASSIGNED TO DILLARD HIGH: CHOICE OF NORTHEAST HIGH



High school students residing south of NW 19th St., west of Interstate 95, north of NW 14th St., and east of NW 27th Ave., have the option to attend Northeast High in the 1999/2000 school year.




### ASSIGNED TO DILLARD HIGH: CHOICE OF PLANTATION HIGH



High school students residing south of NW 14th Street and NW 14th Street extended, west of NW 31st Avenue, north of NW 6th St., and east of US 441, have the option to attend Plantation High in the 1999/2000 school year.

### ASSIGNED TO DILLARD HIGH: CHOICE OF SOUTH PLANTATION HIGH



High school students residing south of NW 6th Street, west of NW 31st Avenue, north of Broward Blvd., and east of US 441, have the option to attend South Plantation High in the 1999/2000 school year.

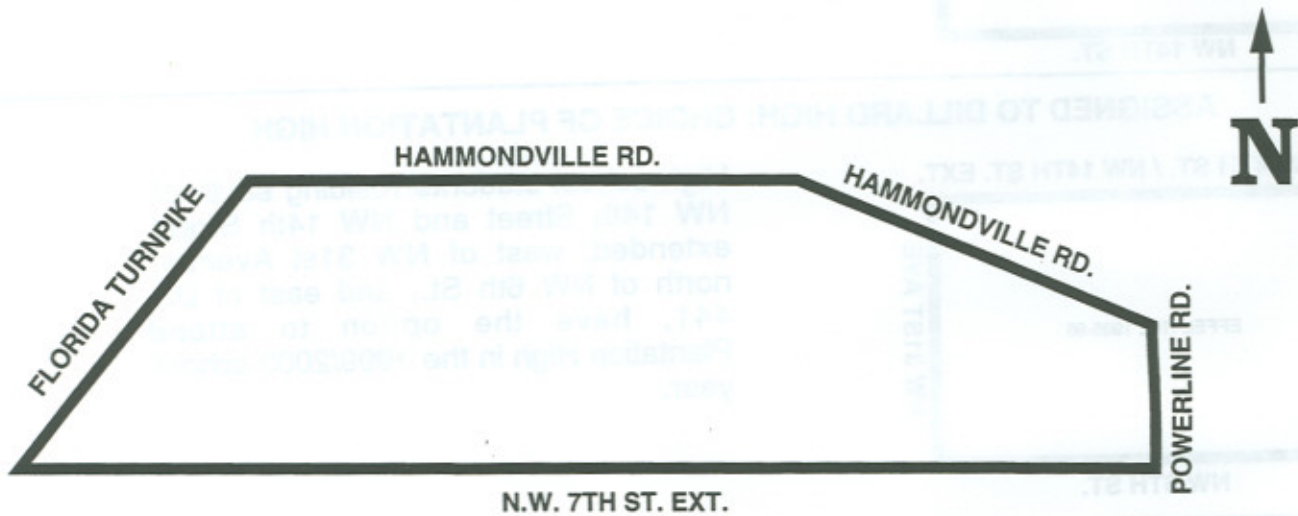
**ATHLETIC ELIGIBILITY** - A student shall be eligible in the school in which he or she first enrolls each school year, or makes himself or herself a candidate for an athletic team by engaging in a practice prior to enrolling in any member school. The student shall be eligible in that school so long as he or she remains enrolled in that school.

\* Former Starburst Areas

## **CHOICE AREAS\***

**ELY HIGH**  
1201 NW 6 AVENUE  
POMPANO BEACH, FLORIDA 33060  
786-3600

### **ASSIGNED TO ELY HIGH: CHOICE OF CORAL SPRINGS HIGH**



High School students residing south of Hammondville Rd., west of Powerline Rd., north of NW 7th St. extended, and east of Florida Turnpike have the option to attend Coral Springs High in the 1999/2000 school year.

**ATHLETIC ELIGIBILITY** - A student shall be eligible in the school in which he or she first enrolls each school year, or makes himself or herself a candidate for an athletic team by engaging in a practice prior to enrolling in any member school. The student shall be eligible in that school so long as he or she remains enrolled in that school.

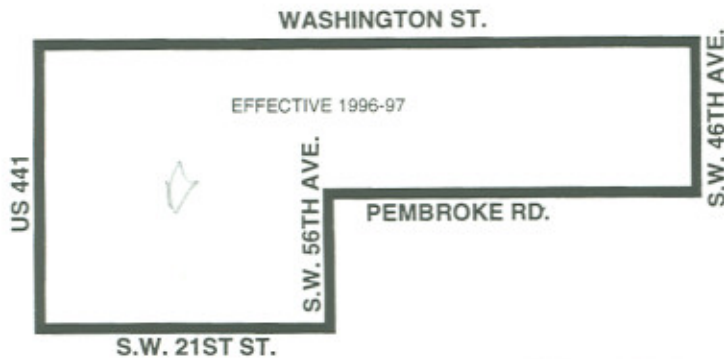
\* Former Starburst Areas



## CHOICE AREAS\*

HALLANDALE HIGH  
720 NW 9 AVENUE  
HALLANDALE, FLORIDA 33009  
457-2600


### ASSIGNED TO HALLANDALE HIGH: CHOICE OF MCARTHUR HIGH



High school students residing south of Washington St., west of S. 46th Ave., north of Pembroke Rd., west of SW 56th Ave., north of SW 21st St., and east of US 441, attend Hallandale High in the 1999/2000.



### ASSIGNED TO HALLANDALE HIGH: CHOICE OF MCARTHUR HIGH



High school students residing south of Pembroke Road, west of SW 40th Ave., north of SW 21st Street, and east of SW 56th Avenue, have the option to attend McArthur High in the 1999/2000 school year.

### ASSIGNED TO HALLANDALE HIGH: CHOICE OF MIRAMAR HIGH



High school students residing south of SW 21st Street, east of SW 40th Avenue, south of Pembroke Road, west of SW 35th Avenue extended, north of Hallandale Beach Blvd., east of SW 52nd Avenue, north of SW 25th Street and east of SW 56th Avenue have the option to attend Miramar High in the 1999/2000 school year.


**ATHLETIC ELIGIBILITY** - A student shall be eligible in the school in which he or she first enrolls each school year, or makes himself or herself a candidate for an athletic team by engaging in a practice prior to enrolling in any member school. The student shall be eligible in that school so long as he or she remains enrolled in that school.

\* Former Starburst Areas



**CHOICE AREAS\***  
**PIPER HIGH**  
8000 NW 44 STREET  
SUNRISE, FLORIDA 33321  
572-1300

**ASSIGNED TO PIPER HIGH: CHOICE OF DILLARD HIGH**




High school students residing south of NW 19th St., east of U.S. 441, north of NW 14 St. extended, and west of NW 27th Ave., have the option to attend Dillard High in the 1999/2000 school year.

**ATHLETIC ELIGIBILITY** - A student shall be eligible in the school in which he or she first enrolls each school year, or makes himself or herself a candidate for an athletic team by engaging in a practice prior to enrolling in any member school. The student shall be eligible in that school so long as he or she remains enrolled in that school.

\* Former Starburst Areas

# **FEEDER PATTERNS**

## **1999/2000 SCHOOL YEAR**



DEPARTMENT OF SCHOOL BOUNDARIES, STUDENT ASSIGNMENT, SUMMER SCHOOL, CHARTER SCHOOLS AND YEAR-ROUND SCHOOL

## FEEDER PATTERNS - 1999/2000 SCHOOL YEAR

There are several ways of understanding and interpreting feeder patterns. Feeder patterns change, over time, as a result of new school openings and boundary changes. This report will be updated annually. If you have questions about feeder patterns contact Art Wittman at 768-8166 (ESOL, and ESE cluster assignments are not included in this analysis)

### **This document includes three sets of feeder patterns:**

#### **Set one** keys in on the **elementary** schools:

The feeder patterns delineated will answer the question,

**What middle and high schools will students attending elementary \_\_\_\_\_ feed into?**

For example, What middle and high schools will students who attend Hollywood Hills Elementary feed into?

Answer, Hollywood Hills Elementary feeds into Olsen Middle School and the Controlled Choice Zone Middle Schools and South Broward and Hollywood Hills High schools.

#### **Set two** keys in on the **high** schools:

The feeder patterns in this set will answer the question,

**What are the elementary and middle feeder schools for \_\_\_\_\_ high school?**

For example, What are the elementary and middle feeder schools for Coral Springs High?

Answer, Coral Park, Forest Hills, Hunt and Park Springs Elementary Schools and Forest Glen, Ramblewood and Margate Middle Schools feed into Coral Springs High.

#### **Set three** keys in on the **middle** schools:

The feeder patterns in this set will answer the question,

**What are the elementary feeder schools for \_\_\_\_\_ middle school?**

For example, What are the elementary feeder schools for Lauderhill Middle School?

Answer, Castle Hill, Larkdale, Lauderhill, P.T., Plantation Royal Palm and Village Elementary Schools feed into Lauderhill Middle School.



**FEEDER PATTERNS  
1999/2000  
SCHOOL YEAR**

**SET 1**

**FEEDER PATTERNS FOR BROWARD COUNTY SCHOOLS  
1999/2000 SCHOOL YEAR**

**NORTH AREA**

<b>Elementary</b>	<b>Middle</b>	<b>High</b>
-----	----	---
Atlantic West ✓	Margate**	<u>Coconut Creek**</u>
Broadview ✓	Silver Lakes Lauderdale Lakes	<u>Coconut Creek**</u> Boyd Anderson*/**
Coconut Creek ✓	Margate**	<u>Coconut Creek**</u>
Coral Park	Forest Glen**	Coral Springs
Coral Springs	Coral Springs	Stoneman Douglas
Country Hills*	Sawgrass Springs* (Eagle Ridge*)	Stoneman Douglas
Cresthaven**	Deerfield Beach* Pompano Beach*/**	Deerfield Beach* Ely*/**
Cypress	Pompano Beach*/** Lauderdale Lakes Rickards	Ely*/** Boyd Anderson*/** Northeast*
Deerfield Beach	Deerfield Beach*	Deerfield Beach*
Deerfield Park*	Deerfield Beach*	Deerfield Beach*
Drew*/** ✓	Crystal Lake* Forest Glen** Margate**	Ely*/** <u>Coconut Creek**</u> Coral Springs
Eagle Ridge*	Coral Springs Sawgrass Springs*	Stoneman Douglas
Forest Hills	Ramblewood	Coral Springs Stoneman Douglas
Hunt	Forest Glen**	Coral Springs
Maplewood ✓	Sawgrass Springs*	<u>Taravella</u> Stoneman Douglas
Margate ✓	Margate**	<u>Coconut Creek**</u> Coral Springs

\* Magnet School/Program

\*\* School has Choice Area(s)

\*\*\*- Controlled Choice Zone  
Attucks Middle  
Parkway Middle  
Driftwood Middle  
New River Middle

**FEEDER PATTERNS FOR BROWARD COUNTY SCHOOLS  
1999/2000 SCHOOL YEAR**

**NORTH AREA (Continued)**

<b>Elementary</b> -----	<b>Middle</b> ----	<b>High</b> ---
Markham**	Crystal Lake* Margate** Pompano Beach*/**	Ely*/**
McNab**	Pompano Beach* Rickards	Northeast* Ely*/**
Morrow ✓	Silver Lakes	<u>Coconut Creek**</u>
Norcrest**	Deerfield Beach* Pompano Beach*/**	Deerfield Beach* Ely*/**
North Lauderdale ✓	Silver Lakes	<u>Coconut Creek**</u>
Palmview**	Crystal Lake*	Ely*/**
Park Ridge	Deerfield Beach*	Deerfield Beach*
Park Springs	Forest Glen**	Coral Springs Stoneman Douglas
<i>pink side</i> Pinewood ✓	<i>CORAL SPRINGS STONEMAN DOUGLAS</i> Silver Lakes Westpine	<i>STONE MOUNTAIN</i> <u>Taravella</u> <u>Coconut Creek**</u> Piper
Pompano Beach**	Pompano Beach* Deerfield Beach*	Ely*/** Deerfield Beach*
Quiet Waters	Deerfield Beach* <i>H H</i>	Deerfield Beach*
Ramblewood ✓	Ramblewood	<u>Taravella</u>
Riverglades	Coral Springs	Stoneman Douglas
Riverside ✓	Ramblewood	<u>Taravella</u>
Sanders Park	Pompano Beach*/**	Ely*/**
Tamarac ✓	Silver Lakes Westpine	<u>Taravella</u> Piper
Tedder	Deerfield Beach*	Deerfield Beach*

\*\*\*- Controlled Choice Zone  
Attucks Middle  
Parkway Middle  
Driftwood Middle  
New River Middle



**FEEDER PATTERNS FOR BROWARD COUNTY SCHOOLS  
1999/2000 SCHOOL YEAR**

**NORTH CENTRAL AREA**

<b>Elementary</b> -----	<b>Middle</b> ----	<b>High</b> ---
Banyan	Westpine	Piper
Castle Hill	Lauderdale Lakes Lauderhill	Boyd Anderson*/** Boyd Anderson*/**
Castle Hill Annex	Westpine	Piper
Floranada**	Rickards Dandy*/** Sunrise*/**	Northeast*  Ft. Lauderdale*
Horizon	Bair Westpine	Piper Plantation**
Larkdale**	Lauderdale Lakes Lauderhill Bair Dandy*/**	Boyd Anderson*/** Dillard*/** Piper
Lauderhill, P.T.**	Lauderhill	Boyd Anderson*/** Dillard*/**
Lloyd Estates**	Lauderdale Lakes Rickards	Boyd Anderson*/** Northeast*
Nob Hill	Bair	Piper
North Andrews Gardens*	Rickards	Northeast*
Nova Blanche Forman	Nova	Nova
Nova Eisenhower	Nova	Nova
Oakland Park	Rickards	Northeast*
Oriole	Lauderdale Lakes	Boyd Anderson*/**
Royal Palm	Plantation Lauderhill	Plantation** Boyd Anderson*/** Piper

\* Magnet School/Program

\*\* School has Choice Area(s)

\*\*\*- Controlled Choice Zone  
Attucks Middle  
Parkway Middle  
Driftwood Middle  
New River Middle

**FEEDER PATTERNS FOR BROWARD COUNTY SCHOOLS  
1999/2000 SCHOOL YEAR**

**NORTH CENTRAL AREA (Cont.)**

<b>Elementary</b> -----	<b>Middle</b> ----	<b>High</b> ---
Sandpiper	Bair Westpine	Piper
Sawgrass	Bair Seminole	Plantation**
Village**	Plantation Lauderhill Bair	Plantation** Piper
Welleby	Bair Westpine	Piper

\* Magnet School/Program

\*\* School has Choice Area(s)

\*\*\*- Controlled Choice Zone  
Attucks Middle  
Parkway Middle  
Driftwood Middle  
New River Middle

**FEEDER PATTERNS FOR BROWARD COUNTY SCHOOLS  
1999/2000 SCHOOL YEAR**

**SOUTH CENTRAL AREA**

Bayview	Sunrise*/**	Ft. Lauderdale*
Bennett	Sunrise*/**	Ft. Lauderdale*
Broward Estates*/**	***	Dillard*/**
Central Park	Seminole Plantation	Plantation** South Plantation**
Country Isles	Tequesta Trace Indian Ridge	Western
Croissant Park**	***	Stranahan*
Dillard**	Dandy*/**	Dillard*/**
Eagle Point	<del>Tequesta Trace</del> <i>FALCON COVE</i>	Western
Everglades	<del>Tequesta Trace</del> <i>FALCON COVE</i>	Western
Flamingo**	Indian Ridge	Western
Foster**	***	Stranahan*
Fox Trail	Indian Ridge	Western
Gator Run	<del>Tequesta Trace</del> <i>FALCON COVE</i>	Western
Harbordale**	Sunrise*/**	Ft. Lauderdale*
Hawkes Bluff**	<del>Silver Trail</del> <i>FALCON COVE</i>	Western
Indian Trace	Tequesta Trace	Western
King, M.L.**	***	Dillard*/**
Lauderdale Manors**	Dandy*/**	Dillard*/**
Marshall, Thurgood*	Dandy*/**	Dillard*/**
Meadowbrook**	***	South Plantation**
Mirror Lake	Plantation	Plantation**

\*\*\*- Controlled Choice Zone  
Attucks Middle  
Parkway Middle  
Driftwood Middle  
New River Middle